



**San Gabriel Valley Council of Governments**  
**AGENDA AND NOTICE OF THE REGULAR MEETING**  
**OF THE SGVCOG EXECUTIVE COMMITTEE**  
**March 5<sup>th</sup>, 2018- 12 NOON**  
**SGVCOG Office - 1000 S. Fremont Ave., Building 10, Suite 10210,**  
**Alhambra, California 91803**

Thank you for participating in tonight's meeting. The Executive Committee encourages public participation and invites you to share your views on agenda items.

President  
**Cynthia Sternquist**

1<sup>st</sup> Vice President  
**Margaret Clark**

2<sup>nd</sup> Vice President  
**Joe Lyons**

3<sup>rd</sup> Vice President  
**Becky Shevlin**

Past President  
**Barbara Messina**

Transportation Chair  
**John Fasana**

Homelessness Chair  
**Joseph Lyons**

EENR Chair  
**Denis Bertone**

Water Resources Chair  
**Diana Mahmud**

ACE Chair  
**Juli Costanzo**

**MEETINGS:** *Regular Meetings of the Executive Committee are held the first Monday of every month at 12:00 p.m. at the SGVCOG Office (1000 S. Fremont Ave., Building 10, Suite 10210, Alhambra, California 91803).* The Executive Committee agenda packet is available at the San Gabriel Valley Council of Government's (SGVCOG) Office, 1000 South Fremont Avenue, Suite 10210, Alhambra, CA, and on the website, [www.sgvkog.org](http://www.sgvkog.org). Copies are available via email upon request ([sgv@sgvcog.org](mailto:sgv@sgvcog.org)). Documents distributed to a majority of the Board after the posting will be available for review in the SGVCOG office and on the SGVCOG website. Your attendance at this public meeting may result in the recording of your voice.

**CITIZEN PARTICIPATION:** Your participation is welcomed and invited at all Executive Committee meetings. Time is reserved at each regular meeting for those who wish to address the Board. SGVCOG requests that persons addressing the Executive Committee refrain from making personal, slanderous, profane or disruptive remarks.

**TO ADDRESS THE EXECUTIVE COMMITTEE:** At a regular meeting, the public may comment on any matter within the jurisdiction of the Board during the public comment period and may also comment on any agenda item at the time it is discussed. At a special meeting, the public may only comment on items that are on the agenda. Members of the public wishing to speak are asked to complete a comment card or simply rise to be recognized when the Chair asks for public comments to speak. We ask that members of the public state their name for the record and keep their remarks brief. If several persons wish to address the Board on a single item, the Chair may impose a time limit on individual remarks at the beginning of discussion. **The Executive Committee may not discuss or vote on items not on the agenda.**

**AGENDA ITEMS:** The Agenda contains the regular order of business of the Executive Committee. Items on the Agenda have generally been reviewed and investigated by the staff in advance of the meeting so that the Executive Committee can be fully informed about a matter before making its decision.

**CONSENT CALENDAR:** Items listed on the Consent Calendar are considered to be routine and will be acted upon by one motion. There will be no separate discussion on these items unless a Board member or citizen so requests. In this event, the item will be removed from the Consent Calendar and considered after the Consent Calendar. If you would like an item on the Consent Calendar discussed, simply tell Staff or a member of the Executive Committee.

---

In compliance with the Americans with Disabilities Act, if you need special assistance to participate in this meeting, please contact the SGVCOG office at (626) 457-1800. Notification 48 hours prior to the meeting will enable the SGVCOG to make reasonable arrangement to ensure accessibility to this meeting.



**PRELIMINARY BUSINESS**

1. Call to Order
2. Roll Call
3. Public Comment (*If necessary, the President may place reasonable time limits on all comments*)
4. Changes to Agenda Order: Identify emergency items arising after agenda posting and requiring action prior to next regular meeting (*It is anticipated that the Executive Committee may take action on these matters*)

**CONSENT CALENDAR** (*It is anticipated that the Executive Committee may take action on the following matters*)

5. Executive Committee Meeting Minutes - Page 1  
*Recommended Action: Approve Executive Committee minutes.*

**PRESENTATION**

**UPDATE ITEMS**

- Review of Investment Policy – Carlos Monroy, Director of Finance - Page 5
- FY 2016-2017 Audit - Page 23
- Rio Hondo Load Reduction Strategy - Page 155
- Legal Services Update - Page 169
- Legislative Update - Page 171
- Draft Project Review/Development Process - Page 173
- Update on ACE/COG Integration - Page 221

**PRESIDENT'S REPORT**

**EXECUTIVE DIRECTOR'S REPORT**

**GENERAL COUNSEL'S REPORT**

**ACTION ITEMS** (*It is anticipated that the Executive Committee may take action on the following matters*)

6. Treasurer Contract - Page 223  
*Recommended Action: Provide direction to staff.*
7. Draft Governing Board Agenda - Page 225  
*Recommended Action: Provide direction to staff.*

**ANNOUNCEMENTS**

**CLOSED SESSION**

8. PUBLIC EMPLOYMENT: Title: Executive Director pursuant to California Government Code section 54957  
CONFERENCE WITH LABOR NEGOTIATORS: Agency designated representatives: Richard D. Jones, Kimberly Hall Barlow, Dominic Lazzaretto, Bob Russi, Brian Saeki and Chris Jeffers; Unrepresented employee: Executive Director pursuant to California Government Code section 54957.6.

**ADJOURN**



**SGVCOG**  
**Executive Committee Minutes**  
**January 8, 2017**  
**12:00 PM**  
**SGVCOG Offices, Alhambra**

**PRELIMINARY BUSINESS**

1. Call to Order

The meeting was called to order at 12:10 P.M.

2. Roll Call

**Members Present**

- C. Sternquist, President
- M. Clark, 1st Vice President
- J. Lyons, 2<sup>nd</sup> Vice President, Homelessness Chair
- B. Messina, Past President
- J. Fasana, Transportation Chair
- D. Bertone, EENR Chair
- D. Mahmud, Water Policy Chair
- J. Costanzo, ACE Chair

**Members Absent**

- B. Shevlin, 3<sup>rd</sup> Vice President

**Staff/Guests:**

- M. Creter, Interim Executive Director
- K. Ward, Staff
- E. Wolf, Staff
- C. Cruz, Staff
- M. Christoffels, ACE

- K. Barlow, Jones & Mayer
- D. Lazzaretto, Arcadia
- R. Graves, CliftonLarsonAllen

3. Public Comment

There were no comments from the public.

4. Changes to Agenda Order:

There were no changes to the agenda.

**CONSENT CALENDAR**

5. Executive Committee Meeting Minutes

**There was a motion to approve the consent calendar (M/S: D. Bertone/ J. Lyons).**

**[MOTION PASSES]**

<b>AYES:</b>	M. Clark, J. Lyons, B. Messina, J. Fasana, D. Bertone, J. Costanzo
<b>NOES:</b>	
<b>ABSTAIN:</b>	D. Mahmud
<b>ABSENT:</b>	B. Shevlin, C. Sternquist

**PRESENTATION**

6. Treasurer's Report

Renee Graves presented on this item.

**There was a motion to receive and file the treasurer's report (M/S: J. Fasana/ J. Lyons).**

**[MOTION PASSES]**

<b>AYES:</b>	C. Sternquist, M. Clark, J. Lyons, B. Messina, J. Fasana, D. Bertone, J. Costanzo,
--------------	--

	D. Mahmud
<b>NOES:</b>	
<b>ABSTAIN:</b>	
<b>ABSENT:</b>	B. Shevlin

**CLOSED SESSION**

7. PUBLIC EMPLOYMENT: Title: Executive Director pursuant to California Government Code section 54957

CONFERENCE WITH LABOR NEGOTIATORS: Agency designated representatives: Richard D. Jones, Kim Barlow, Dominic Lazzaretto, Bob Russi, Brian Saeki and Chris Jeffers; Unrepresented employee: Executive Director pursuant to California Government Code section 54957.6.

No action was taken.

**UPDATE ITEMS**

- Update on ACE/COG Integration  
M. Creter reported on this item.
- Interim Director of Finance  
M. Creter reported on this item.
- Homeless Planning Grants: Award of Contract  
M. Creter reported on this item.
- Classification and Compensation Study  
M. Creter reported on this item.
- Metro Service Sector  
M. Creter reported on this item. It was recommended that this information be sent to Foothill Transit for guidance.
- Metro Measure M Subregional Administrative Funds  
M. Creter reported on this item.
- Security at Governing Board Meetings  
C. Cruz reported on this item. The Committee recommended that a MOU with the City of Monrovia be pursued to provide security services, as well as be approved for Governing Board approval.

**PRESIDENT’S REPORT**

**EXECUTIVE DIRECTOR’S REPORT**

- M. Creter reported on this item.

**GENERAL COUNSEL’S REPORT**

**ACTION ITEMS**

8. Draft Governing Board Agenda

**There was a motion to approve the Governing Board agenda as amended (D. Mahmud/J. Fasana).**

**[MOTION PASSES]**

<b>AYES:</b>	C. Sternquist, M. Clark, B. Messina, J. Fasana, D. Bertone, J. Costanzo, D. Mahmud
<b>NOES:</b>	
<b>ABSTAIN:</b>	

<b>ABSENT:</b>	B. Shevlin, J. Lyons
----------------	----------------------

**ANNOUNCEMENTS**

**ADJOURN**

The meeting adjourned at 2:02 PM.



# REPORT

---

DATE: March 5, 2018  
TO: Executive Committee  
FROM: Marisa Creter, Interim Executive Director  
RE: **REVIEW OF INVESTMENT POLICY**

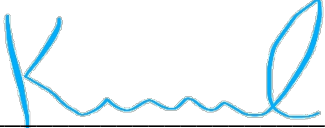
## **RECCOMENDED ACTION**

For information only.

## **BACKGROUND**

At the January Executive Committee meeting, the SGVCOG Treasurer's quarterly report ending September 30, 2017 was presented to members of the Committee. The Treasurer reviewed the investment policy for the SGVCOG and suggested revisions to the policy (Attachment A).

The Director of Finance will review and present these revisions to the Executive Committee.

Prepared by:   
Katie Ward  
Senior Management Analyst

Approved by:   
Marisa Creter  
Interim Executive Director

## **ATTACHMENTS**

Attachment A – Investment Policy: Treasurer Suggested Changes

## **Attachment A**

### **San Gabriel Valley Council of Governments Statement of Investment Policy Fiscal Year 2014-15**

#### **INVESTMENT CRITERIA FOR FINANCIAL INSTITUTIONS**

The Agency requires that each financial institution submit current financial statements which are evaluated by staff prior to the investment of funds. The following criteria are used:

The institution must have been in business at least three years.

The institution must submit audited financial statements.

The institution must have assets of at least \$50 million and a net worth to liability ratio of 3.5% to 1.

Investments of less than 180 days to maturity can use a net worth of asset ratio of 3.0% to 1.

Investments in Credit Unions require Equity (net worth) to Asset Value of 5.0%. The loan balance to share draft ratio is compared to industry standards, but should not exceed 90%. The Agency may invest funds for a period up to 120 days in institutions with a Regular Reserve to Loan Balance ratio of at least 3.25%. For longer periods of time, the ratio must be at least 4.0%.

In addition, examination is made of the Reserve for Loan Losses category to evaluate the financial trend of the institution's asset base. When available, data is evaluated regarding the level of non-performing assets (i.e., loans no longer paying interest and/or principal in the amount called for in the original contract agreement). Comparison is made of institution ratio values to the industry averages.

Under deposits, if data is available, we track the ratio of \$100,000 certificates of deposit (brokered money) to the total deposit base. A percent greater than 50% is an area of concern.

Whenever possible the use of several years' financial data is evaluated present a trend activity in the institution.

It is also required that interest be paid on a monthly basis; current law only requires quarterly payments. No more than \$100,000 is placed in any savings and loan, small bank or credit union.



**San Gabriel Valley Council of Governments**  
**Statement of Investment Policy**  
**Fiscal Year ~~2017-18~~2014-15**

~~Exhibit A~~

*1. Purpose:* The purpose of this San Gabriel Valley Council of Governments (“SGVCOG” or “Agency”) statement of Investment Policy (“Policy”) is to provide guidelines for the prudent investment of the Agency’s idle cash and outlines the policies essential to ensuring the safety and financial strength of the Agency’s investment portfolio. The Policy is based on the principles of prudent money management and conforms to all federal, state, and local laws governing the investment of public funds, comply with the requirements of California Government Code Section 53600 et seq. and to provide clear guidance for the investment of all monies of the Agency. The goal of this Policy is to enhance the economic status of the Agency by protecting its pooled cash and to invest public funds to:

- a) Meet the daily cash flow needs of the Agency;
- b) Comply with all laws of the State of California regarding investment of public funds specifically California Government Code Section 53600 et seq.; and
- a)c) Achieve a reasonable rate of return while minimizing the potential for capital losses arising from market changes or issue default.

*2. Scope:* This Policy applies to all investment activities and financial assets of the Agency. The Agency will consolidate cash and reserve balances from all funds to maximize investment earnings and to increase efficiencies with regard to investment pricing, safekeeping and administration.

*3. Definitions:* Unless the context otherwise requires, the terms defined in this Policy shall for all purposes hereof and of any amendment hereof or supplement hereto have the meanings defined herein. Such definitions shall be equally applicable to both the singular and plural forms of any of the terms defined herein. Terms used herein and not otherwise defined shall have the meanings given such terms pursuant to the Government Code Section 53600 et seq. as such sections now exist and as they may be hereafter amended.

*4. Prudence:* The Agency’s Treasurer, the delegated investment officer(s), and/or his/her appointed designee operate the Agency’s pooled cash investment program and invest to minimize risk. Investments shall be made in the manner consistent with context of the “Prudent Investor” standard for trustees of local government monies, as described in Government Code section 53600.3 which states that:

“When investing, reinvesting, purchasing, acquiring, exchanging, selling, and managing public funds, a trustee shall act with care, skill, prudence, and diligence under the circumstances then prevailing, including, but not limited to the general economic conditions and the anticipated needs of the agency, that a prudent person acting in a like capacity and familiarity with those matters would use in the conduct of funds of a like character and with like aims, to safeguard the principle and maintain the liquidity needs of the Agency. Within the limitations of this section and considering individual investments as part of an overall strategy, a trustee is authorized to acquire investments as authorized by law.”

Formatted: Indent: Left: 0.31"

The “Prudent Investor” standard shall be applied in the context of managing the Funds. The Treasurer, the delegated investment officer(s), and/or his/her appointed designee acting in

**San Gabriel Valley Council of Governments**  
**Statement of Investment Policy**  
**Fiscal Year ~~2017-18~~2014-15**

Exhibit A

~~accordance with the investment policy and the “prudent investor” standard and other investment employees, acting within the intent and scope of the investment policy and other written procedures and~~ exercising due diligence shall be relieved of personal responsibility for an individual security’s credit risk or market price changes, provided deviations from expectations are reported in a timely manner and appropriate action is taken to control adverse developments.

5. Objectives: The objective of the investment portfolio is to meet the short and long term cash flow demands of the Agency. To achieve this objective, the portfolio will be structured to provide safety of principal and liquidity, while then providing a reasonable return on investments.

The primary objectives, in order of priority, of the Agency’s investment program are the following: When investing, reinvesting, purchasing, acquiring, exchanging, selling, and managing public funds, the primary objective of the Treasurer or his or her designee shall be to safeguard the principal of the funds under his or her control. The secondary objective shall be to meet the liquidity needs of the Agency. The third objective shall be to achieve a return on the funds under the Treasurer’s control.

a) Safety of Principal

Safety of principal is the foremost objective of the Agency. Investment decisions shall seek to ensure the preservation of capital in the overall portfolio. This Policy recognizes that market conditions may warrant the sale of individual securities that would incur market losses in order to protect further capital losses. The intent of this Policy is to ensure that capital losses are minimized on a portfolio level rather than on each transaction. The Agency shall seek to preserve principal by mitigating various types of risk, including credit risk and market risk.

- Credit risk – Credit or default risk shall be mitigated by:
  - i. Limiting investment to the safest types of securities;
  - ii. Pre-qualifying and conducting ongoing due diligence of the financial institutions, broker/dealers, and others with which the Agency will do business;
  - iii. Diversifying the number of issuers in an investment portfolio so that the failure of any one issuer would not place an undue burden on the Agency; and
  - iv. Monitoring the investment portfolio pursuant to Investment Procedures to anticipate and respond appropriately to a significant reduction of credit worthiness of any of the depositories or investment counterparties.
  
- Market risk – Market risk or interest rate risk shall be mitigated by:
  - i. Structuring the Agency’s portfolio so that securities mature to meet the Agency’s cash requirements for ongoing operations, thereby avoiding the need to sell securities on the open market prior to their maturation

San Gabriel Valley Council of Governments  
Statement of Investment Policy  
Fiscal Year ~~2017-18~~2014-15

Exhibit A

- to meet those specific needs:
- ii. Investing operating funds primarily in shorter-term securities, money market mutual funds, or similar investment pools

b) Liquidity

Liquidity is an important investment quality especially when the need for unexpected funds occasionally occurs. The Agency's investment portfolio will be structured in a manner which will provide that securities mature at the same time as cash is needed to meet anticipated demands. Additionally, since all possible cash demands cannot be anticipated, the portfolio should consist largely of securities with active secondary markets.

It is the general intent of the Agency to hold all investments until maturity to ensure the return of all invested capital. However, securities may be sold prior to maturity as needed to comply with the intent of this Policy. While it may occasionally be necessary or strategically prudent for the Agency to sell a security prior to maturity to either meet unanticipated cash needs, to minimize loss of principal of a security with declining credit, or to restructure the portfolio, this Policy specifically prohibits trading securities for the sole purpose of speculating or taking an unhedged position on the future direction of interest rates.

c) Yield or Return on Investment

The Agency's investment portfolio shall be designed with the objective of attaining a rate of return throughout budgetary and economic cycles, taking into consideration the investment risk constraints and liquidity needs. Yield on the investment portfolio is of secondary importance compared to the safety and liquidity objectives described above. Investments are limited to relatively low-risk securities in anticipation of earning a rate of return relative to the risk being assumed.

6. Performance Standards: The investment portfolio shall be evaluated and compared to an appropriate benchmark in order to assess the success of the investment program relative to the Agency's Safety, Liquidity, and Yield objects. The portfolio should obtain a market average rate of return during a market/economic environment of stable interest rates. A series of appropriate benchmarks shall be established against which portfolio performance shall be compared on a regular basis. The benchmarks shall be reflective of the actual securities being purchased and risks undertaken, and the benchmarks shall a similar weighted average maturity as the portfolio. If necessary, consider making adjustments to future investment strategies as market conditions permit.

7. Investment Authority: The Governing Board, as permitted under California Government Code section 53607, delegates the responsibility to manage the Agency's investment portfolio to the Agency's Treasurer. The Treasurer shall be responsible for all transactions undertaken and shall establish a system of controls to regulate the activities of subordinate officials, if any, and their procedures, in the absence of the Treasurer. Pursuant to California Government Code section 1190, the Treasurer has the authority to appoint a designee to act on behalf of the Agency. The Treasurer will provide written authorization in delegating any of his/her

**Commented [HF1]:** Defined as Previously issued financial instruments such as stock, bonds, options are bought and sold...after the initial issuance, investors can purchases from other investors in the "secondary market"

San Gabriel Valley Council of Governments  
Statement of Investment Policy  
Fiscal Year ~~2017-18~~2014-15

Exhibit A

authority.

~~Pursuant to California Government Code Sections 53600, 16429.1 and 53684 et seq., if the Treasurer or his/her designee determines that the Agency has excess funds which are not required for immediate use, the Treasurer or his/her designee may, upon the adoption of a resolution by the Governing Board authorizing the investment of funds, deposit the excess funds for the purpose of investment. The Treasurer is authorized to invest the Agency's Funds in accordance with the California Government Code Sections 53600, 16429.1 and 53684 et seq.~~ Such investments shall be limited to the instruments authorized under Section 53601 and 53635 and further described in Appendix A.

~~§—Ethics and Conflicts of Interest:~~ The Treasurer and other employees involved in the investment process shall refrain from personal business activity that could conflict with the

Formatted: Indent: First line: 0", Line spacing: Exactly 13.7 pt

Draft

**San Gabriel Valley Council of Governments**  
**Statement of Investment Policy**  
**Fiscal Year ~~2017-18~~2014-15**

**Exhibit A**

6.8. proper execution of the investment program or which could impair their ability to make impartial investment decisions. The Treasurer and investment employees shall disclose any material interests in financial institutions with which they conduct business. They shall further disclose any personal financial/investment positions that could be related to the performance of the investment portfolio and shall refrain from undertaking personal investment transactions with the same individual with whom business is conducted on behalf of their entity. The Treasurer and investment employees are required to file annual disclosure statements as required by the Fair Political Practices Commission (“FPPC”). During the course of the year, if there is an event subject to disclosure that could impair the ability of the Treasurer or investment employees to make impartial decisions, the Board of Directors will be notified in writing within 10 days of the event.

9. Qualified Dealers and Institutions: The Agency shall transact business only with banks, savings and loans and registered investment securities dealers. The purchase of any investment, other than those purchased directly from the issuer, shall be purchased either from an institution licensed by the State as a broker-dealer, as defined in Section 25004 of the Corporation Code, who is a member of the National Association of Securities Dealers, or a member of a Federally regulated securities exchange, a National or State-Chartered Bank, a Federal or State Association (as defined by Section 5102 of the Financial Code), or a brokerage firm designated as a Primary Government Dealer by the Federal Reserve Bank. All financial transactions must meet the criteria set forth in Appendix B hereto and made a part hereof and must provide the Agency with any and all information necessary for the Agency to determine the financial institution’s or broker/dealer’s eligibility.

The Treasurer will maintain a list of financial institutions authorized to provide investment services and a list of approved security broker/dealers after a careful review of their qualifications and creditworthiness in accordance to the Investment Criteria for Financial Institutions (see Exhibit B).

The (insert title here) will conduct an annual review of the financial condition and registrations of approved financial institutions and security broker/dealers. Audited financial statements collected as part of the annual review will be on file (either paper or electronic) for each financial institution and broker/dealer with which the Agency invests. Investment committee will periodically review the approved list of financial institutions and security broker/dealers to determine the need to add or delete from the approved list.

Formatted: Highlight

Commented [HF2]: Insert appropriate title (Executive Director?)

Formatted: Highlight

7.10. Deposits: The Agency’s money shall be deposited in any state or national bank, savings association or federal association, state or federal credit union, or federally insured industrial loan company, as defined in Section 53630 et seq., with the objective of realizing maximum return, consistent with prudent financial management, except that money shall not be deposited in any state or federal credit union if a member of the Board of Directors, or an employee of the directors, or the credit committee or supervisory committee, of the state or federal credit union. Deposits may be in inactive deposits, active deposits or interest-bearing deposits. The amount of the deposits cannot exceed the amount of the bank’s savings and loan’s or credit union’s paid up capital surplus.

The bank or savings and loan must secure the active and inactive deposits with eligible securities having a market value of 110% of the total amount of the deposits. State law also allows, as an eligible security, first trust deeds having a value of 150% of the total amount of the deposits. A third class of collateral is letters of credit drawn on the Federal Home Loan Bank (FHLB) of San Francisco having a value of 105% of the total amount of the deposits.

**San Gabriel Valley Council of Governments  
Statement of Investment Policy  
Fiscal Year ~~2017-18~~2014-15**

~~Exhibit A~~

&11. *Authorized Investments:* The Agency is authorized to invest only in the investments described in Appendix A hereto, incorporated herein and made a part hereof, provided, however, that such investments are subject to the restrictions and prohibitions contained in the California Government Code and in Section 11 of this Investment Policy.

Draft

San Gabriel Valley Council of Governments  
Statement of Investment Policy  
Fiscal Year ~~2017-18~~2014-15

Exhibit A

P

9.12. Prohibited Investments and Transactions: The Agency shall not invest any funds in inverse floaters, range notes, or interest-only strips that are derived from a pool of mortgages.

The Agency shall not invest any funds in any security that could result in zero interest accrual if held to maturity. However, the Agency may hold prohibited instruments until their maturity dates. The limitation in this subdivision shall not apply to Agency investments in shares of beneficial interest issued by diversified management companies registered under the Investment Company Act of 1940 (15 U.S.C. Sec. 80a-1, and following) that are authorized for investment pursuant to subdivision (k) of Section XII above.

13. Investment Portfolio Review: The securities held by the Agency must be in compliance with Section 11, Authorized Investments and Section 12, Prohibited Investments and Transactions. If, subsequent to the date of purchase, a security is determined to be no longer in compliance with Sections 11 and 12, the Treasurer shall report the non-compliant security to the Governing Board and shall include a disclosure in the monthly investment report if the security is held at the date the report is prepared.

14. Collateral Requirements: The safety of public funds should be the foremost objective in fund management. Collateralization of public deposits through the pledging of appropriate securities or other instruments (i.e. surety bonds or letters of credit) by depositories is an important safeguard for such deposits. California Government Code, Sections 53652 through 53667 requires depositories to post certain types and levels of collateral for public funds above the Federal Deposit Insurance Corporation ("FDIC") insurance amounts. The collateral requirements apply to bank deposits, both active (checking and savings accounts) and inactive (non-negotiable time certificates of deposit). Collateral is also required for repurchase agreements. The collateral level shall be valued daily and must be maintained at a level of 102% for the life of the repurchase agreement in order to anticipate market changes and provide a level of security. In order to safeguard the Agency's deposits, Agency may do the following:

- a) Use a written agreement with pledging requirements as protection for the Agency's deposits
- b) Establish and implement collateralization procedures, including procedures to monitor their collateral positions. Monitoring informs the Agency of under-collateralization, which may threaten the safety of deposits, and over-collateralization, which may increase the cost of financial institution services.
- c) Take all possible actions to comply with state and federal requirements in order to ensure that security interests in collateral pledged to secure deposits are enforceable against the receiver of a failed financial institution
- d) Hold all pledged collateral at an independent third-party institution outside the holding company of the Agency's bank, and evidenced by a written agreement in an effort to satisfy the Uniform Commercial Code (UCC) requirement for control
- e) The pledge of collateral to comply with the investment policy or state statute, whichever is more restrictive
- f) If surety bonds is used in lieu of collateral, the Agency will limit the insurers to those

**Commented [HF3]:** I read through code sections 53652 through 53667 and cannot confirm collateral requirements above FDIC.

Found Gov code 45308.7 related to collateral

**Commented [HF4]:** Info from Collateralizing Public Deposits as recommended by Government Finance Officers Association

**Formatted:** Numbered + Level: 1 + Numbering Style: a, b, c, ... + Start at: 1 + Alignment: Left + Aligned at: 0.32" + Indent at: 0.57"

**Formatted:** Indent: Left: 0.57", No bullets or numbering



San Gabriel Valley Council of Governments  
Statement of Investment Policy  
Fiscal Year ~~2017-18~~2014-15

Exhibit A

of the highest credit quality as determined by a nationally recognized insurance rating agency

~~15. Safekeeping of Securities:~~ The Treasurer is authorized to deposit for safekeeping, all securities owned by the Agency, with a federal or state association (as defined by Section 5102 of the financial code), ~~a~~ trust company or a state or national branch thereof within this state, or with any Federal Reserve Bank or with any state or national bank located in any city designated as a reserve city by the Board of Governors of the Federal Reserve System. A counterparty bank's trust department or separate safekeeping department may be used for the physical delivery of the security if the security is held in the name of the Agency.

Commented [HF5]: Per Ca Gov code 53607

Collateral for repurchase agreements will be held by a third party custodian under the terms of a Public Securities Association ("PSA") master repurchase agreement. All securities will be received and delivered using standard delivery versus payment ("DVP") procedures which ensures that securities are deposited with the third party custodian prior to the release of funds. Securities will be held by a third party custodian and evidenced by safekeeping receipts. Investments in the State Pool or money market mutual funds are undeliverable and are not subject to delivery or third party safekeeping. The Treasurer shall not be responsible for securities delivered to and received for by a financial institution until they are withdrawn from the financial institution by the Treasurer.

~~16. Diversification:~~ Where this Investment Policy, including Appendix A, does not specify a limitation on the percentage of the Agency's total investment portfolio may be invested in a single security type or with a single financial institution, with the exception of U.S. Treasury securities and authorized pools, no more than 50% of the Agency's total investment portfolio may be invested in a single security type or with a single financial institution. It is the policy of the Agency to diversify its investment portfolio. Assets shall be diversified to reduce overall portfolio risks while attaining an average market rate of return; therefore, it needs to be conceptualized in terms of maturity, instrument types and issuer. Diversification strategies shall be determined and revised periodically.

Formatted: Strikethrough

*Maximum Maturities:* Where this Investment Policy, including Appendix A, does not specify a limitation on the term or remaining maturity at the time of the investment, no investment shall be made in any security, other than a security underlying a repurchase or reverse repurchase agreement authorized by this Investment Policy, that at the time of the investment has a term remaining to maturity in excess of five years, unless the Board of Directors has granted express authority to make that investment either specifically or as part of an investment program approved by the Board of Directors no less than three months prior to the investment.

17. Internal Controls: The Treasurer is responsible for establishing and maintaining an internal control structure designed to ensure that the Agency's assets are protected from loss, theft or misuse. The internal control structure shall be designed to provide reasonable assurance that those objectives are met. The concept of reasonable assurance recognizes that the cost of a control should not exceed the benefits to be derived and that the valuation of costs and benefits requires estimated and judgments by management. These procedures shall be reviewed during the year by the Executive Director or Investment Advisory Committee, if applicable. At least annually, an independent audit shall be conducted by a public accounting firm which includes a review of the investment procedures and activities of the office of the Agency Treasurer. The Treasurer shall develop an annual process of independent review by an external auditor. This review will provide internal control by assuring compliance with policies and procedures.



San Gabriel Valley Council of Governments  
Statement of Investment Policy  
Fiscal Year ~~2017-18~~2014-15

Exhibit A

Internal control procedures shall address:

- a) Separation of duties;
- b) Control of collusion;
- c) Custodial safekeeping;
- d) Avoidance of physical delivery of securities;
- e) Written confirmation of transfers for investments and wire transfers;
- f) Written procedures for placing investment transactions;
- g) Delegation of authority to investment officials.

~~12.18~~ Reporting: In accordance with Section 53607 of the Government Code, the Treasurer shall make a monthly report of the investment transactions conducted on behalf of the Agency.

Commented [HF6]: Verified for accuracy-12/28/17

In accordance with Section 53646 of the Government Code, the Treasurer will annually render to the Board of Directors and any oversight committee a statement of investment policy. The policy shall be reviewed and approved at the public meeting on an annual basis by the Board of Directors. Any investment currently held that does not meet the guidelines of this policy shall be exempted from the requirements of this policy. At maturity or liquidation, such moneys shall be reinvested only as provided by this policy. Pursuant to Section 53646 of the Government code, the Treasurer shall render a report (the "Report") to the Board of Directors and the internal auditor containing detailed information on all securities, investments, and moneys of the Agency. The report will be submitted on a quarterly basis and be provided to the Agency within 30 days following the end of the quarter.

Formatted: Strikethrough

Commented [HF7]: Verified for accuracy on 12/28/17

The report will contain the following information on the funds that are subject to this investment policy:

Commented [HF8]: In accordance with CA Gov Code section 53646

- (1) the type of investment, name of insurer, date of maturity, par and cost in each investment,
- (2) the weighted average maturity of the investments,
- (3) any investments, including loans and security lending programs, that are under the management of contracted parties,
- (4) the current market value as of the date of the report and source of the valuation,
- (5) a description of the compliance of the portfolio with to the statement of investment policy, or manner in which the portfolio is not in compliance.
- (6) a statement denoting the Agency's ability to meet its pool's expenditure requirements for the next six months, or provide an explanation as to why sufficient money shall, or may, not be available.

San Gabriel Valley Council of Governments  
Statement of Investment Policy  
Fiscal Year ~~2017-18~~2014-15

Exhibit A

~~(6)(7)~~ a subsidiary ledger of investments may be used in accordance with accepted accounting practices.

(8) if any Agency moneys are invested in the County Pool, the investment report provided by the County Treasurer pursuant to Section 53684.

(9) if any Agency moneys are placed in the Local Agency Investment Fund, created by Section 16429.1, or in Federal Deposit Insurance Corporation-insured accounts in a bank or savings and loan association, the Treasurer may supply to the Governing Board, Chief Executive Officer and the auditor of the Agency the most recent statement or statements received by the Agency from these agencies in lieu of the information required by paragraph 17 items (1) and (3) regarding investments in these institutions, and

(10) any additional information or data which may be required by the Governing Board of the Agency

~~13.19~~ Policy Review: This Investment Policy shall be reviewed at least annually by the Treasurer ~~and Board of Directors~~ to ensure its consistency with the overall objectives of preservation of principal, liquidity, and return, and its relevance to current law, financial and economic trends, and to meet the needs of the Agency. This review, with or without changes, will be submitted to the Governing Board for re-approval at a public meeting. The basic premise underlying the Agency's investment philosophy is, and will continue to ensure that money is always safe and available when needed.

DATED:

SUBMITTED BY:

~~CINDY BYERRUM~~  
TREASURER

Formatted: Strikethrough

**Exhibit A**  
**Appendix A**

**San Gabriel Valley Council of Governments**  
**SUMMARY OF AUTHORIZED INVESTMENT\***

\*See California Government Code Section 53601 for further clarification with regard to securities permitted herein.

\*\*The percentage of portfolio authorized is based on market value.

#	Type of Investment	% of Portfolio authorized**	Other Restrictions
1.	United States Treasury notes, bonds, bills or certificates of indebtedness or those for which the full faith and credit of the United States are pledged for payment of principal and interest.	100%	Maximum maturity of five (5) years unless a longer maturity is approved by the SGVCOG Governing Board, either specifically or as part of an investment program, at least three (3) months prior to purchase.
2.	Registered state warrants or treasury notes or bonds of the State of California or any of the other 49 United States.	25%	Maximum maturity of five (5) years unless a longer maturity is approved by the SGVCOG Governing Board, either specifically or as part of an investment program, at least three (3) months prior to purchase. Such obligations must be rated A1 or better short term; or AA or better long term, by a nationally recognized statistical rating organization.
3.	Bonds, notes, warrants, or other evidences of indebtedness of any local agency within the State of California.	25%	Maximum maturity of five (5) years unless a longer maturity is approved by the SGVCOG Governing Board, either specifically or as part of an investment program, at least three (3) months prior to purchase. Such obligations must be rated A1 or better short term; or AA or better long term, by a nationally recognized statistical rating organization.
4.	Federal agency or United States government-sponsored enterprise obligations, participations, or other instruments, including those issued by or fully guaranteed as to principal and interest by federal agencies or United States government-sponsored enterprises.	50%	Maximum maturity of five (5) years unless a longer maturity is approved by the SGVCOG Governing Board, either specifically or as part of an investment program, at least three (3) months prior to purchase. No more than 15% of the portfolio may be invested in any one Federal Agency or government-sponsored issue.
5.	Bills of exchanges or time drafts drawn on and accepted by a commercial bank, otherwise known as bankers' acceptances.	40%	Purchases of bankers' acceptances may not exceed 180 days maturity. No more than 10% of the portfolio may be invested in any one bank or corporate issuer. The issuer's short-term debt must have the highest

**Exhibit A**  
**Appendix A**

6.	Commercial paper of “prime” quality of the highest ranking or of the highest letter and numerical rating as provided for by a nationally recognized statistical rating organization.	25%	<p>letter and numerical rating as provided for by a nationally recognized statistical rating organization.</p> <p>Eligible paper is further limited to issuing corporations that are organized and operating within the United States and having total assets in excess of five hundred million dollars (\$500,000,000) and having an “A” or higher rating for the issuer’s debentures, other than commercial paper, if any, as provided for by a nationally recognized statistical rating organization.</p> <p>Purchases of eligible commercial paper may not exceed 270 days maturity nor represent more than 10% of the outstanding paper of an issuing corporation</p> <p>No more than 10% of the portfolio may be invested in any one Corporate or bank issuer. If rated by more than one service, both ratings must meet the minimum criteria.</p>
7.	Negotiable certificates of deposits issued by a nationally or state-chartered bank or a state or federal savings and loan association, a state or federal credit union, or by a state licensed branch of a foreign bank.	30%	<p>Maximum maturity of five (5) years unless a longer maturity is approved by the SGVCOG Governing Board, either specifically or as part of an investment program. At least three (3) months prior to purchase.</p> <p>No more than 10% of the portfolio may be invested in any one bank name. Minimum rating for the issuer of A or better by a nationally recognized statistical rating organization.</p> <p>The legislative body of the local agency, the treasurer or other official of the local agency having custody of the money are prohibited from investing in negotiable certificates of deposit of a state or federal credit union if a member of the legislative body or any other specified city officer or employee also serves on the board of directors or certain committees of that credit union.</p> <p>The bank or savings and loan must secure the active and inactive deposits with eligible securities having a market value of 110% of the total</p>

**Commented [HF9]:** Maximum of 40% per Ca Gov code 53635

**Commented [HF10]:** Pursuant to Ca Gov code 53635

**Exhibit A**  
**Appendix A**

			amount of the deposits.
8.	Investments in repurchase agreements.	20%	The term of repurchase agreement cannot exceed 90 days. Repurchase agreements shall be executed through Primary Broker-Dealers. The repurchase agreement must be covered by a master repurchase agreement. Repurchase agreements shall be collateralized at all times. Collateral shall be limited to obligations of the United States and Federal Agencies with an initial margin of at least 102% of the value of the investment, and shall be in compliance if brought back up to 102% no later than the next business day. Collateral shall be delivered to a third party custodian in all cases. Collateral for term repurchase agreements shall be valued daily by the Agency's investment manager (for internal funds) or external investment manager. Investments in repurchase agreement shall be in compliance if the value of the underlying securities is brought back up to 102% no later than the next business day. The Agency shall obtain a first lien and security interest in all collateral.
9.	Medium-term notes issued by corporations organized and operating within the United States, or by depository institutions licensed by the United States or any state and operating within the United States.	30%	Maximum maturity of five (5) years. Notes must be rated "A" or better by a nationally recognized rating organization.  No more than 10% of the portfolio may be invested in one bank or corporate name. If rated by more than one rating organization, both ratings must meet the minimum credit standards.
10.	Shares of beneficial interest issued by diversified management companies that are money market funds registered with the Securities and Exchange Commission, as authorized by Code Section 53601.	20%	Companies must have either (1) the highest ranking or the highest letter and numerical rating provided by not less than two of the nationally recognized statistical rating organizations, or (2) retained an investment advisor registered or exempt with the Securities and Exchange Commission, with no less than five years experience investing in the securities and obligations authorized by California Government Code §53601 a-k inclusive and m-o inclusive and with assets under management in excess of five hundred million dollars (\$500,000,000).  The purchase price may not include any commissions charged by these companies.

**Exhibit A**  
**Appendix A**

			No more than 10% of the portfolio may be invested in one money market fund.
11.	State of California Local Agency Investment fund (LAIF) Code Section 16429.1 through 16429.4, or other Local Government Investment Pools (LGIP) established by public California entities pursuant to section 53684.		Maximum investment per individual pool limited to the amount for LAIF as set by the State Treasurer's Office. Limit does not include funds required by law, ordinance, or statute to be invested in pool.
12.	Asset-back securities.	15% combined with any mortgage-backed securities	Limited to senior class securities with stated maturities of no more than 5 years. Further limited to securities rated in a rating category of "AAA", and issued by an issuer having an "A" or higher rating for the issuer's debt as provided for by a nationally recognized statistical rating organization. Further limited to fixed rate, publicly offered, generic credit card and automobile receivables only. Deal size must be at least \$250 million, and tranche size must be at least \$25 million.
13.	Mortgage-backed securities.	15% combined with any asset-backed securities	Pass-Through securities: Limited to Government Agency or Government Sponsored issuers, fixed rate, stated maturity no more than 5 years.  CMOS: Limited to Government Agency or Government Sponsored Issuers "AAA" rated by a nationally recognized statistical rating organization. Planned Amortization Classes (PAC) only. The following are prohibited: ARMS, floaters, interest or principal (IOs, POs), Targeted Amortization Classes, companion, subordinated, collateral classes, or zero accrual structures.

**San Gabriel Valley Council of Governments**  
**Statement of Investment Policy**  
**Fiscal Year ~~2017-18~~2014-15**

**INVESTMENT CRITERIA FOR FINANCIAL INSTITUTIONS**

The Agency requires that each financial institution submit current financial statements which are evaluated by staff prior to the investment of funds. The following criteria are used:

The institution must have been in business at least three years.

The institution must submit audited financial statements.

The institution must submit proof of Financial Industry Regulatory (FINRA) certification.

Certification of having read and understood and agreeing to comply with the Agency's investment policy.

The institution must provide evidence of adequate insurance coverage.

The institution must have assets of at least \$50 million and a net worth to liability ratio of 3.5% to 1.

Investments of less than 180 days to maturity can use a net worth of asset ratio of 3.0% to 1.

Investments in Credit Unions require Equity (net worth) to Asset Value of 5.0%. The loan balance to share draft ration is compared to industry standards, but should not exceed 90%. The Agency may invest funds for a period up to 120 days in institutions with a Regular Reserve to Loan Balance ratio of at least 3.25%. For longer periods of time, the ratio must be at least 4.0%.

In addition, examination is made of the Reserve for Loan Losses category to evaluate the financial trend of the institution's asset base. When available, data is evaluated regarding the level of non-performing assets (i.e., loans no longer paying interest and/or principal in the amount called for in the original contract agreement). Comparison is made of institution ratio values to the industry averages.

Under deposits, if data is available, we track the ratio of \$100,000 certificates of deposit (brokered money) to the total deposit base. A percent greater than 50% is an area of concern.

Whenever possible the use of several years' financial data is evaluated present a trend activity in the institution.

It is also required that interest be paid on a monthly basis; current law only requires quarterly payments. No more than \$100,000 is placed in any savings and loan, small bank or credit union.

Formatted: Line spacing: single

**San Gabriel Valley Council of Governments**  
**Statement of Investment Policy**  
**Fiscal Year 2017-18**

**GLOSSARY**

**Credit Risk** - The risk to an investor that an issuer will default in the the timely payment of interest and/or principal on a security.

**Collateral** – Securities, evidence of deposit or other property which a borrower pledges to secure repayment of a loan. Also, refers to securities pledged by a bank to secure deposits of monies

**Commercial Paper** – A short-term IOU, or unsecured money market obligation, issued by prime rated commercial firms and financial companies

**Market Risk** - The risk that the market value of securities in the portfolio will fall due to changes in general interest rates

**Yield** - The current rate of return on a security generally expressed as a percentage of its current price.

Draft



# REPORT

---

DATE: March 15, 2018

TO: Executive Committee  
City Managers' Steering Committee  
Governing Board

FROM: Marisa Creter, Interim Executive Director

**RE: FY 2016-2017 AUDIT**

## **RECOMMENDED ACTION**

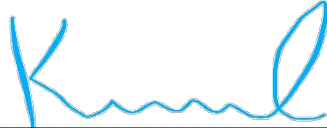
Recommend the Governing Board receive and file.


## **BACKGROUND**

In December 2017, the SGVCOG's auditors Vasquez & Company LLP completed a comprehensive audit of the financial statements for the SGVCOG for fiscal year ending June 30, 2017. The auditors offered an unqualified opinion and there were no findings. The following attachments outline the auditor's full report:

- Attachment A – FY 2016-17 Financial Statement (Primary Government)
- Attachment B – FY 2016-17 Financial Statement (ACE)
- Attachment C – FY 2016-17 Financial Statement (Combined)

Representatives from Vasquez & Company LLP will present the audit report to the City Managers' Steering Committee and Governing Board Members.

Prepared by:   
Katie Ward  
Senior Management Analyst

Approved by:   
Marisa Creter  
Interim Executive Director

## **ATTACHMENTS**

Attachment A – FY 2016-17 Financial Statement (Primary Government)  
Attachment B – FY 2016-17 Financial Statement (ACE)  
Attachment C – FY 2016-17 Financial Statement (Combined)



# SGVCOG

San Gabriel Valley Council of Governments

**Audited Financial Statements  
(Primary Government)  
*As of and for the Year Ended June 30, 2017  
with Report of Independent Auditors***



**Audited Financial Statements**  
**San Gabriel Valley Council of Governments**  
**(Primary Government)**  
*As of and for the Year Ended June 30, 2017*  
*with Report of Independent Auditors*

	<u>PAGE</u>
<b>REPORT OF INDEPENDENT AUDITORS</b>	1
<b>MANAGEMENT’S DISCUSSION AND ANALYSIS</b>	4
<b>BASIC FINANCIAL STATEMENTS</b>	
Statement of Net Position	8
Statement of Revenues, Expenses and Changes in Net Position	9
Statement of Cash Flows	10
Notes to Financial Statements	11
<b>REQUIRED SUPPLEMENTARY INFORMATION</b>	
Schedule of Proportionate Share of the Net Pension Liability	25
Schedule of Pension Contributions	26
<b>SUPPLEMENTARY INFORMATION</b>	
Schedule of Functional Revenues, Expenses and Changes in Net Position	27
<b>REPORT OF INDEPENDENT AUDITORS ON INTERNAL CONTROL OVER FINANCIAL REPORTING AND ON COMPLIANCE AND OTHER MATTERS BASED ON AN AUDIT OF FINANCIAL STATEMENTS PERFORMED IN ACCORDANCE WITH <i>GOVERNMENT AUDITING STANDARDS</i></b>	28

## Report of Independent Auditors

### Members of the Governing Board San Gabriel Valley Council of Governments

#### Report on the Financial Statements

We have audited the accompanying financial statements of the primary government of San Gabriel Valley Council of Governments (SGVCOG), which comprise the statement of net position as of June 30, 2017, and the related statements of revenues, expenses and changes in net position and cash flows for the year then ended, and the related notes to the financial statements, which collectively comprise SGVCOG's basic financial statements.

#### ***Management's Responsibility on the Financial Statements***

Management is responsible for the preparation and fair presentation of these financial statements in accordance with accounting principles generally accepted in the United States of America; this includes the design, implementation, and maintenance of internal control relevant to the preparation and fair presentation of financial statements that are free from material misstatement, whether due to fraud or error.

#### ***Auditors' Responsibility***

Our responsibility is to express an opinion on these financial statements based on our audit. We conducted our audit in accordance with auditing standards generally accepted in the United States of America and the standards applicable to financial audits contained in *Government Auditing Standards*, issued by the Comptroller General of the United States. Those standards require that we plan and perform the audit to obtain reasonable assurance about whether the financial statements are free from material misstatement.

An audit involves performing procedures to obtain audit evidence about the amounts and disclosures in the financial statements. The procedures selected depend on the auditor's judgment, including the assessment of the risks of material misstatement of the financial statements, whether due to fraud or error. In making those risk assessments, the auditor considers internal control relevant to the entity's preparation and fair presentation of the financial statements in order to design audit procedures that are appropriate in the circumstances, but not for the purpose of expressing an opinion on the effectiveness of the entity's internal control. Accordingly, we express no such opinion. An audit also includes evaluating that appropriateness of accounting policies used and the reasonableness of significant accounting estimates made by management, as well as evaluating the overall presentation of the financial statements.

We believe that the audit evidence we have obtained is sufficient and appropriate to provide a basis for our audit opinion.



## **Opinion**

In our opinion, the financial statements referred to above present fairly, in all material respects, the financial position of the primary government of San Gabriel Valley Council of Governments as of June 30, 2017, and the changes in its financial position and cash flows for the year then ended in accordance with accounting principles generally accepted in the United States of America.

## **Emphasis of Matter**

As discussed in Note 1, the financial statements referred to above include only the primary government of the San Gabriel Valley Council of Governments, which consists of all funds and departments that comprise San Gabriel Valley Council of Governments' legal entity. These primary government financial statements do not include financial data for the San Gabriel Valley Council of Governments' component unit, the Alameda Corridor - East Construction Authority, which accounting principles generally accepted in the United States of America require to be reported with the financial data of the SGVCOG's primary government. As a result, the primary government's financial statements do not purport to, and do not, present fairly the financial position of the reporting entity of the San Gabriel Valley Council of Governments as of June 30, 2017, the changes in its financial position and its cash flows for the year then ended in accordance with accounting principles generally accepted in the United States of America. Our opinion is not modified with respect to this matter.

We have audited in accordance with auditing standards generally accepted in the United States of America, the financial statements of the reporting entity of San Gabriel Valley Council of Governments as of and for the year ended June 30, 2017, and our report thereon, dated January 31, 2018, expressed an unmodified opinion on those financial statements.

## **Other Matters**

### *Required Supplementary Information*

Accounting principles generally accepted in the United States of America require that the management's discussion and analysis on pages 4 through 7 and the required supplementary information on pages 25 through 26 be presented to supplement the basic financial statements. Such information, although not a part of the basic financial statements, is required by the Governmental Accounting Standards Board who considers it to be an essential part of financial reporting for placing the basic financial statements in an appropriate operational, economic, or historical context. We have applied certain limited procedures to the required supplementary information in accordance with auditing standards generally accepted in the United States of America, which consisted of inquiries of management about the methods of preparing the information and comparing the information for consistency with management's responses to our inquiries, the basic financial statements, and other knowledge we obtained during our audit of the basic financial statements. We do not express an opinion or provide any assurance on the information because the limited procedures do not provide us with sufficient evidence to express an opinion or provide any assurance.



### *Supplementary Information*

Our audit was conducted for the purpose of forming an opinion on the financial statements that collectively comprise SGVCOG's basic financial statements. The schedule of functional revenues, expenses, and changes in net position is presented for the purposes of additional analysis and is not a required part of the basic financial statements.

The schedule of functional revenues, expenses and changes in net position on page 27 is the responsibility of management and was derived from and relates directly to the underlying accounting and other records used to prepare the basic financial statements. Such information has been subjected to the auditing procedures applied in the audit of the basic financial statements and certain additional procedures, including comparing and reconciling such information directly to the underlying accounting and other records used to prepare the basic financial statements or to the basic financial statements themselves, and other additional procedures in accordance with auditing standards generally accepted in the United States of America. In our opinion, the statement of functional revenues, expenses and changes in net position is fairly stated, in all material respects, in relation to the basic financial statements as a whole.

### **Other Reporting Required by Government Auditing Standards**

In accordance with *Government Auditing Standards*, we have also issued our report dated January 31, 2018 on our consideration of SGVCOG's internal control over financial reporting and on our tests of its compliance with certain provisions of laws, regulations, contracts, and grant agreements and other matters. The purpose of that report is solely to describe the scope of our testing of internal control over financial reporting and compliance and the results of that testing, and not to provide an opinion on the effectiveness of SGVCOG's internal control over financial reporting or on compliance. That report is an integral part of an audit performed in accordance with *Government Auditing Standards* in considering SGVCOG's internal control over financial reporting and compliance.

*Vasquez + Company LLP*

**Los Angeles, California  
January 31, 2018**



Our discussion and analysis of the San Gabriel Valley Council of Governments (the "SGVCOG") financial performance presents an overview of the SGVCOG's financial activities during the fiscal year ended June 30, 2017. We encourage readers to consider information presented here in conjunction with the financial statements (beginning on page 8). The financial statements, notes and this discussion and analysis were prepared by management and are the responsibility of management.

## **Background**

The SGVCOG was created on March 17, 1994 by a Joint Powers Agreement (JPA) among various member San Gabriel Valley Cities to promote cooperation, exchange ideas, coordinate regional government programs and to provide recommendations and solutions to common problems and to general concern of member governments.

In 1998, the SGVCOG created the Alameda Corridor - East Construction Authority (ACE) to mitigate the effects of increasing Union Pacific Railroad (UPRR) train traffic in the San Gabriel Valley (Valley). There were 55 "at-grade" crossings in the Valley where vehicular and pedestrian traffic cross directly over railroad tracks and must stop while trains pass by. This creates congestion, degrades the local environment, and compromises safety. The ACE Project will separate 20 crossings at the busiest intersections – by either raising or lowering the railroad or the intersecting street – along the 35-mile freight rail corridor from East Los Angeles to Pomona.

## **Overview of Financial Statements**

In FY 2017, operating revenues increased by 1% from the previous year. The increase was mainly attributable to higher Energywise grant revenues earned in 2017.

The financial statements present the financial picture of the SGVCOG from the economic resources measurement focus using the accrual basis of accounting. These statements include all recordable position of the SGVCOG as well as all liabilities. All of the current year's revenues and expenses are taken into account regardless of when cash is received or paid. The statement of cash flows provides information about the SGVCOG's cash receipts, cash payments, and net changes in cash resulting from operating, capital and related investing activities during the reporting period.

The statement of net position and the statement of revenues, expenses and changes in net position report the SGVCOG's net position and related changes. Net position is the difference between the recorded assets and liabilities. The recorded activities include all revenues from dues and operating expenses related to the operation of the SGVCOG. In addition, all of the SGVCOG's revenues and expenses related to its other programs and services are reflected in the statements.

Various disclosures accompany the financial statements in order to provide a full picture of the SGVCOG's finances. The notes to the financial statements are on pages 11-24.

**San Gabriel Valley Council of Governments  
(Primary Government)  
Management's Discussion and Analysis  
Year ended June 30, 2017**

---

**Financial Analysis**

*Statements of Net Position*

The following table summarizes the assets, liabilities and net position of the SGVCOG as of June 30, 2017 and 2016:

	<b>June 30</b>		Variance	
	<b>2017</b>	2016	Amount	%
Current assets	\$ <b>866,566</b>	\$ 917,083	\$ (50,517)	-6%
Deferred outflows of resources	<b>148,753</b>	48,112	100,641	209%
Total assets and deferred outflows of resources	<b><u>1,015,319</u></b>	<u>965,195</u>	<u>50,124</u>	5%
Liabilities	<b>149,908</b>	146,522	3,386	2%
Deferred inflows of resources	<b>49,731</b>	23,578	26,153	111%
Total liabilities and deferred inflows of resources	<b><u>199,639</u></b>	<u>170,100</u>	<u>29,539</u>	17%
Net position				
Restricted	<b>110,358</b>	110,248	110	0%
Unrestricted	<b>705,322</b>	684,847	20,475	3%
Total net position	<b>\$ <u>815,680</u></b>	<u>\$ 795,095</u>	<u>\$ 20,585</u>	3%

Current assets decreased this year by \$50,517 or 6%, and liabilities increased by \$3,386 or 2%. Decrease in current assets was largely due lower grants receivable balance in 2017 and collection of 2016 other receivables. Increase in liabilities was primarily due to the recognition of SGVCOG's share in the net pension liability.

As previously discussed, net position can serve as an indicator of financial health. The SGVCOG's assets and deferred outflows of resources exceeded liabilities and deferred inflows of resources by \$815,680 and \$795,095 as of June 30, 2017 and 2016, respectively.

**San Gabriel Valley Council of Governments  
(Primary Government)  
Management's Discussion and Analysis  
Year ended June 30, 2017**

*Statements of Revenues, Expenses and Changes in Net Position*

The following table presents the SGVCOG's revenues, expenses and changes in net position for the years ended June 30, 2017 and 2016:

	Year ended June 30,		Variance	
	2017	2016	Amount	%
<b>Operating revenues</b>				
Dues:				
General Fund	\$ 564,716	\$ 566,734	\$ (2,018)	0%
Transportation	180,394	200,196	(19,802)	-10%
	<u>745,110</u>	<u>766,930</u>	<u>(21,820)</u>	<u>-3%</u>
Sponsorships	12,551	-	12,551	100%
Grants and matches from other governments:				
Los Angeles County Metropolitan Transportation Authority	90,844	89,378	1,466	2%
Southern California Edison - Energywise	139,384	173,822	(34,438)	-20%
Southern California Edison - California Energy Efficiency Strategic Plan Implementation	44,291	115,946	(71,655)	-62%
Southern California Gas - Energywise	128,342	-	128,342	100%
Western Riverside Council of Governments - California HERO	14,202	20,334	(6,132)	-30%
	<u>1,174,724</u>	<u>1,166,410</u>	<u>8,314</u>	<u>1%</u>
<b>Operating expenses</b>				
Administrative	738,108	570,248	167,860	29%
Energywise	267,726	173,822	93,904	54%
Transportation	105,832	120,060	(14,228)	-12%
California Energy Efficiency Strategic Plan Implementation	44,291	115,947	(71,656)	-62%
	<u>1,155,957</u>	<u>980,077</u>	<u>175,880</u>	<u>18%</u>
<b>Operating income</b>	<u>18,767</u>	<u>186,333</u>	<u>(167,566)</u>	<u>-90%</u>
<b>Nonoperating income</b>				
Other income	-	50,933	(50,933)	100%
Interest income	1,818	1,080	738	68%
	<u>1,818</u>	<u>52,013</u>	<u>(50,195)</u>	<u>-97%</u>
<b>Change in net position</b>	20,585	238,346	(217,761)	-91%
<b>Net position, beginning of year</b>	795,095	556,749	238,346	43%
<b>Net position, end of year</b>	<u>\$ 815,680</u>	<u>\$ 795,095</u>	<u>\$ 20,585</u>	<u>3%</u>

During fiscal year 2017, total operating revenues increased by 1% from the previous year. The increase was mainly attributable to higher Energywise grant revenues earned in 2017.

Revenues for SGVCOG consist primarily of dues from 31 member cities, three Los Angeles County supervisorial districts, and a Joint Power Authority of the water agencies, which represents three municipal water districts, cost reimbursable grants from Southern California Edison (SCE), a local utility, grant matching funds from Los Angeles County MTA, and fees on the aggregate cost for the bonds issued to fund installation of renewable energy efficiency improvements from the Home Energy Renovation Opportunity (HERO) program. Grants and matches from other governments and Sponsorships were \$429,614 in FY2017 compared to \$399,480 in FY2016, an increase of \$30,134 or 8%. The increase was mostly due to higher Energywise grant revenues earned in FY2017, reduced by lower California Energy Efficiency Strategic Plan Implementation - Phase 3 grant. This program was completed in September 2016.

Operating expenses were \$1,155,957 in FY2017 compared to \$980,077 in FY 2016, an increase of \$175,880 or 18%. The increase is primarily attributable to higher administrative salaries and wages, and fringe benefits, transportation technical support, administration, accounting, and finance support services provided by ACE staff, and an increase in grant writing services for new grants being pursued by the SGVCOG.

Non-operating income, consisting of investment income, increased by \$738 or 68% in FY2017 from FY2016, primarily due to higher yield on investments with the State's Local Agency Investment Fund. During FY2016, SGVCOG was awarded a legal settlement of \$50,933.

### **Next Year's Budget**

The budget for fiscal year 2018 assumes that the on-hand net position as of June 30, 2017 will be required and available to fulfill the program and administrative expense requirements.

### **Further Information**

This report has been designed to provide a general overview to our stakeholders of the SGVCOG's financial condition and related issues. Inquiries should be directed to Carlos Monroy, Director of Finance, 4900 Rivergrade Road, Suite A120 Irwindale, CA 91706.

San Gabriel Valley Council of Governments  
 (Primary Government)  
 Statement of Net Position  
 June 30, 2017

**ASSETS**

**Current assets**

Cash and cash equivalents	\$	764,843
Grants receivable		75,782
Other receivables		14,109
Prepaid expenses		11,832
		866,566

**Total current assets**

**Capital assets**

Office equipment		8,645
Less accumulated depreciation		(8,645)

**Capital assets, net**

**Total assets**

**DEFERRED OUTFLOWS OF RESOURCES**

Deferred outflows of resources related to pension		148,753
---	--	---------

**LIABILITIES**

**Current liabilities**

Accounts payable and accrued expenses		39,600
Compensated absences, current portion		17,761
		57,361

**Total current liabilities**

**Noncurrent liabilities**

Compensated absences		6,849
Net pension liability		85,698
		92,547

**Total noncurrent liabilities**

**Total liabilities**

**DEFERRED INFLOWS OF RESOURCES**

Deferred inflows of resources related to pension		49,731
--	--	--------

**NET POSITION**

Restricted for :		
Water Quality Improvement		55,562
MS4-National Pollutant Discharge Elimination System		54,796
Unrestricted		705,322
		815,680

**Net position \$**

*See notes to financial statements.*

**San Gabriel Valley Council of Governments  
(Primary Government)  
Statement of Revenues, Expenses and Changes in Net Position  
Year ended June 30, 2017**

---

**Operating revenues**

Dues:	
General Fund	\$ 564,716
Transportation	180,394
	745,110
Sponsorships	12,551
Grants and matches	
Los Angeles County Metropolitan Transportation Authority	90,844
Southern California Edison - Energywise	139,384
Southern California Edison - California Energy Efficiency Strategic Plan Implementation	44,291
Southern California Gas - Energywise	128,342
Western Riverside Council of Governments - California HERO	14,202
<b>Total operating revenues</b>	<b>1,174,724</b>

**Operating expenses**

Administrative	738,108
Energywise	267,726
Transportation	105,832
California Energy Efficiency Strategic Plan Implementation	44,291
<b>Total operating expenses</b>	<b>1,155,957</b>

**Operating income** 18,767

**Nonoperating income**

Interest income	1,818
<b>Total nonoperating income</b>	<b>1,818</b>

**Change in net position** 20,585

**Net position, beginning of year** 795,095

**Net position, end of year** \$ 815,680

*See notes to financial statements.*

**San Gabriel Valley Council of Governments**  
**(Primary Government)**  
**Statement of Cash Flows**  
**Year ended June 30, 2017**

---

**Cash flows from operating activities**

Cash receipts from cities	\$	696,751
Cash receipts from all other services		536,203
Cash paid for operating expenses		(599,304)
Cash paid for employee compensation and related costs		(574,914)
<b>Net cash provided by operating activities</b>		<u>58,736</u>

**Cash flows from investing activities**

Cash receipts from interest		1,600
<b>Cash provided by investing activities</b>		<u>1,600</u>

**Change in cash and cash equivalents** 60,336

<b>Cash and cash equivalents - beginning of year</b>		<u>704,507</u>
<b>Cash and cash equivalents - end of year</b>	\$	<u><u>764,843</u></u>

Reconciliation of operating income to net cash provided by operating activities:

Operating income	\$	18,767
Adjustment to reconcile operating income to net cash provided by operating activities:		
Changes in operating assets and liabilities:		
Member dues receivable		800
Other receivables		44,391
Grants receivable		62,198
Prepaid expenses		2,275
Deferred outflows of resources		(100,641)
Accounts payable and accrued expenses		(57,763)
Unearned revenues		(49,159)
Compensated absences		24,610
Net pension liability		87,105
Deferred inflows of resources		26,153
<b>Net cash provided by operating activities</b>	\$	<u><u>58,736</u></u>

*See notes to financial statements.*

**NOTE 1      SUMMARY OF SIGNIFICANT POLICIES**

**Organization and Activities**

The San Gabriel Valley Council of Governments (the "SGVCOG") was created effective March 17, 1994 by a Joint Powers Agreement (JPA) among various San Gabriel Valley Cities to promote cooperation, exchange ideas, coordinate regional government programs and to provide recommendations and solutions to common problems and to general concern of member governments. It is the immediate successor to the San Gabriel Valley Association of Cities, an unincorporated association. Its members organized the SGVCOG because they recognized a need for a more permanent and formalized structure.

The SGVCOG is supported by contributions from its members and also receives grant funds to conduct regional studies on Transportation, Air Quality, Environmental Matters, as a sub-grantee of other governmental entities. The SGVCOG is a non-profit California Public Agency and it is tax exempt.

**The Reporting Entity**

These financial statements do not include funds of a component unit, the Alameda Corridor - East Construction Authority (ACE) and do not purport to, and do not, present the financial position of the reporting entity of San Gabriel Valley Council of Governments as of June 30, 2017, the changes in its financial position and cash flows for the year then ended in accordance with accounting principles generally accepted in the United States of America.

**Basis of Accounting**

The financial statements are prepared using the accrual basis of accounting. Revenues are recognized when earned, and expenses are recognized when incurred.

The following are SGVCOG's major revenue components:

California Energy Efficiency Strategic Plan Implementation - Funds for the implementation of certain energy efficiency programs under the Decision 09-09-47 and 12-11-015 of the California Public Utilities Commission including the Energy Leader Partnership Program.

Energywise - Funds to implement a program to reduce energy usage in the region by providing enhanced rebates for installing energy efficiency measures in municipal facilities, technical assistance, and various training and educational opportunities.



**NOTE 1      SUMMARY OF SIGNIFICANT POLICIES (CONTINUED)**

**Cash and Cash Equivalents**

The SGVCOG considers money market funds and all equivalent liquid debt instruments purchased with a maturity of three months or less to be cash equivalents.

**Grants Receivable**

Grants receivable relate to expense reimbursement from governmental and other agencies and are expected to be fully collectible. Accordingly, an allowance for doubtful accounts is not provided.

**Office Equipment**

Office equipment is carried at historical cost. Depreciation is provided using the straight-line method over the individual assets' estimated useful life, usually five years for computers, copiers and other electronic equipment, ten years for cabinets, desks and furniture.

**Pension**

SGVCOG adopted GASB Statement No, 68, *Accounting and Financial Reporting for Pensions* during the fiscal year ended June 30, 2015. For purposes of measuring the net pension liability and deferred outflows/inflows of resources related to pensions, and pension expense, information about the fiduciary net position of SGVCOG's California Public Employees' Retirement System (CalPERS) plan (Plan) and additions to/deductions from the Plan's fiduciary net position have been determined on the same basis as they are reported by CalPERS. For this purpose, benefit payments (including refunds of employee contributions) are recognized when due and payable in accordance with the benefit terms. Investments are reported at fair value.

**Use of Estimates**

The presentation of financial statements in conformity with generally accepted accounting principles (GAAP) requires the use of estimates in many areas. Estimates used in these financial statements relate primarily to fixing estimated useful lives to depreciable assets. Based upon the preceding information, estimates do not have a material effect on these financial statements.

**NOTE 2 CASH AND CASH EQUIVALENTS**

Cash and cash equivalents as of June 30, 2017 consist of the following:

Deposits with financial institution	\$ 534,924
Short-term investments	229,919
Total cash and cash equivalents	<u>\$ 764,843</u>

**Investments Authorized by the California Government Code and San Gabriel Valley Council of Governments' Investment Policy**

The table below identifies the investment types that are authorized for SGVCOG by the California Government Code (or SGVCOG's investment policy, where more restrictive). The table also identifies certain provisions of the California Government Code (or SGVCOG's investment policy, where more restrictive) that address interest rate risk, credit risk, and concentration of credit risk.

<u>Authorized Investment Type</u>	<u>Maximum Maturity</u>	<u>Maximum Percentage of Portfolio</u>	<u>Maximum Investment in One Issuer</u>
U.S. Treasury Notes	5 years	100%	None
Treasury Notes of the State of California	5 years	25%	None
Indebtness of Any Local Agency within CA	5 years	25%	None
U.S. Government Agencies	5 years	50%	15%
Banker's Acceptances	180 days	40%	10%
Commercial Paper	270 days	10%	10%
Negotiable Certificates of Deposit	5 years	30%	10%
Repurchase Agreements	90 days	20%	None
Medium-Term Notes	5 years	30%	10%
Shares of Beneficial Interest Issued by Diversified Companies Registered with the SCE	None	20%	10%
State of CA Local Agency Investment Fund (LAIF)	None	None	None
Mortgage-backed Securities	5 years	15%	None

**NOTE 2 CASH AND CASH EQUIVALENTS (CONTINUED)**

**Disclosures Relating to Interest Rate Risk**

Interest rate risk is the risk that changes in market interest rates will adversely affect the fair value of an investment. Generally, the longer the maturity of an investment the greater the sensitivity of its fair value to changes in market interest rates. One of the ways that the SGVCOG manages its exposure to interest rate risk is by purchasing a combination of shorter-term and longer-term investments and by timing cash flows from maturities so that a portion of the portfolio is maturing or coming due over time as necessary to provide the cash flow and liquidity needed for operations.

Information about the sensitivity of the fair values of SGVCOG's investments to market interest rate fluctuations is provided by the following table that shows the distribution of the SGVCOG's investments by maturity.

Investment Type	Total	12 Months or less
LAIF	\$ 229,919	\$ 229,919
Total	\$ 229,919	\$ 229,919

**Investment with Fair Values Highly Sensitive to Interest Rate Fluctuations**

The SGVCOG has no investments that are highly sensitive to interest rate fluctuations (to a greater degree than already indicated in the information provided above).

**Credit Risk**

Generally, credit risk is the risk that an issuer of an investment will not fulfill its obligation to the holder of the investment. This is measured by the assignment of a rating by a nationally recognized statistical rating organization. Presented below is the minimum rating required by (where applicable) the California Government Code, SGVCOG's investment policy, or debt agreements, and the actual rating as of year-end for each investment type.

Investment Type	Amount	Minimum Legal Rating	Rating as of Year End Not Rated
LAIF	\$ 229,919	N/A	\$ 229,919
Total	\$ 229,919		\$ 229,919

**NOTE 2      CASH AND CASH EQUIVALENTS (CONTINUED)**

**Concentrations of Credit Risk**

The investment policy of the SGVCOG contains no limitations on the amount that can be invested in any one issuer beyond that stipulated by the California Government Code. As of June 30, 2017, the SGVCOG had no investments in any one issuer (other than U.S. external investment pools) that represent 5% or more of total SGVCOG investments.

**Custodial Credit Risk**

Custodial credit risk for deposits is the risk that, in the event of the failure of a depository financial institution, a government will not be able to recover its deposits or will not be able to recover collateral securities that are in the possession of an outside party. The custodial credit risk for investments is the risk that in the event of the failure of the counterparty (e.g., broker-dealer) to a transaction a government will not be able to recover the value of its investment or collateral securities that are in the possession of another party.

The California Government Code and SGVCOG's investment policy do not contain legal or policy requirements that would limit the exposure to custodial credit risk for deposits or investments, other than the following provision for deposits: The California Government Code requires that a financial institution secure deposits made by State or local governmental units by pledging securities in an undivided collateral pool held by a depository regulated under State law (unless so waived by the governmental unit). The market value of the pledged securities in the collateral pool must equal at least 110% of the total amount deposited by the public agencies. California law also allows financial institutions to secure local government units' deposits by pledging first trust deed mortgage notes having a value of 150% of the secured public deposits. As of June 30, 2017, the SGVCOG's cash in bank balance of \$556,461 exceeded the \$250,000 deposit insurance of the Federal Depository Insurance Corporation (FDIC) by \$306,461.

The SGVCOG is a voluntary participant in the Local Agency Investment Fund (LAIF) that is regulated by the California Government Code under the oversight of the Treasurer of the State of California. At June 30, 2017, the total market value of LAIF, including accrued interest was approximately \$77.6 billion. The fair value of the SGVCOG's investment in this pool is \$229,675 at June 30, 2017 based upon the SGVCOG's pro-rata share of the fair value provided by LAIF for the entire LAIF portfolio (in relation to the amortized cost of the portfolio). LAIF's (and the SGVCOG's) exposure to risk (credit, market or legal) is not currently available.

**NOTE 3      EMPLOYEE BENEFIT PLAN**

**A. General Information about the Pension Plans**

***Plan Description***

SGVCOG's employee benefit plan was assigned to its component unit, ACE. SGVCOG does not have employees enrolled under the Classic Plan and currently represent 85% share of the PEPRA Plan. All qualified permanent and probationary employees are eligible to participate in ACE's Miscellaneous Employee Pension Plan, a cost-sharing multiple employer defined benefit pension plan administered by the California Public Employees' Retirement System (CalPERS). Benefit provisions under the Plan are established by State statute and ACE resolution. CalPERS issues publicly available reports that include a full description of the pension plans regarding benefit provisions, assumptions and membership information that can be found on the CalPERS website.

Classic participants (defined as eligible participants prior to January 1, 2013) are required to contribute 7% of their annual covered salary. New participants (defined as eligible employees brought into CalPERS membership for the first time on or after January 1, 2013 (PEPRA) contribute at least half the normal cost rate as determined by CalPERS. SGVCOG contributes the remaining amounts necessary to fund the benefits for its employees, using the actuarial basis adopted by the CalPERS Board of Administration.

***Benefits Provided***

CalPERS provides service retirement and disability benefits, annual cost of living adjustments and death benefits to plan members, who must be public employees and beneficiaries. Benefits are based on years of credited service, equal to one year of full time employment. Members with five years of total service are eligible to retire at age 50 with statutorily reduced benefits. All members are eligible for non-duty disability benefits after 10 years of service. The death benefit is one of the following: the Basic Death Benefit, the 1957 Survivor Benefit, or the Optional Settlement 2W Death Benefit. The cost of living adjustments for each plan are applied as specified by the Public Employees' Retirement Law.

**NOTE 3      EMPLOYEE BENEFIT PLAN (CONTINUED)**

***Benefits Provided (Continued)***

The Plans' provisions and benefits in effect at June 30, 2017 for PEPRA to which SGVCOG participates, are summarized as follows:

	Miscellaneous Plan
	PEPRA
Hire date	On or after Jan. 1, 2013
Benefit formula	2% @ 62
Benefit vesting schedule	5 years service
Benefit payments	monthly for life
Retirement age	52 - 67
Monthly benefits , as a % of eligible compensation	1.0% to 2.5%
Required employee contribution rates	6.25%
Required employer contribution rates	6.25%

**Contributions**

Section 20814(c) of the California Public Employees' Retirement Law requires that the employer contribution rates for all public employers be determined on an annual basis by the actuary and shall be effective on the July 1 following notice of a change in the rate. Funding contributions for both Plans are determined annually on an actuarial basis as of June 30 by CalPERS. The actuarially determined rate is the estimated amount necessary to finance the costs of benefits earned by employees during the year, with an additional amount to finance any unfunded accrued liability. SGVCOG is required to contribute the difference between the actuarially determined rate and the contribution rate of employees.

For the year ended June 30, 2017, the contributions recognized as part of pension expense for the Plan were as follows:

	Miscellaneous Plan
	PEPRA
Contributions - employer	\$      48,112

**NOTE 3      EMPLOYEE BENEFIT PLAN (CONTINUED)**

**B. Pension Liabilities, Pension Expenses and Deferred Outflows/Inflows of Resources Related to Pensions**

As of June 30, 2017, SGVCOG reported net pension liabilities for its proportionate shares of the net pension liability of the Plan as follows:

		Proportionate Share of Net Pension Liability <hr style="width: 100%;"/>
Miscellaneous (PEPRA)	\$	<u>85,698</u>
Total Net Pension Liability	\$	<u>85,698</u>

SGVCOG's net pension liability for the Plan is measured as the proportionate share of the net pension liability (asset). The net pension liability of the Plan is measured as of June 30, 2016, and the total pension liability for the Plan used to calculate the net pension liability was determined by an actuarial valuation as of June 30, 2015 rolled forward to June 30, 2016 using standard update procedures. SGVCOG's proportion of the net pension liability was based on a projection of the SGVCOG's long-term share of contributions to the pension plan relative to the projected contributions of all participating employers, which is actuarially determined.

**NOTE 3      EMPLOYEE BENEFIT PLAN (CONTINUED)**

Effective for measurement period 2015, CalPERS provides the GASB Statement No. 68 Accounting Valuation Report for the miscellaneous risk pool and allocation methodology to be used by participants in the risk pool. The schedules of employer allocation include three ratios. It includes allocation for the Total Pension Liability, Plan Fiduciary Net Position and all other pension amounts (e.g. deferred outflows/inflows of resources and pension expense). The Total Pension Liability is allocated based on the Actuarial Accrued Liability from the most recent Actuarial Valuation Report as of June 30, 2015 used for funding purposes. The Plan Fiduciary Net Position is allocated based on the sum of the Plan's Market Value of Assets from the most recent Actuarial Valuation as of June 30, 2015 used for funding purposes plus supplemental payments made by employers during the current measurement period to reduce their unfunded actuarial accrued liabilities. All other pension amounts (deferred outflows/inflows of resources and pension expense) are allocated based on the legally or statutorily required employer contributions for the fiscal year ended June 30, 2016, including reported contribution adjustments and suspended payroll information.

SGVCOG's proportionate share for pension items as provided by CalPERS are as follows:

	2017
	<u>Miscellaneous</u>
Total pension liability	0.0005212
Plan fiduciary net position	0.0005978
All other pension amounts (deferred outflows/inflows of resources and pension expense)	0.0007990

At June 30, 2017, SGVCOG reported deferred outflows of resources and deferred inflows of resources related to pensions from the following sources:



**NOTE 3      EMPLOYEE BENEFIT PLAN (CONTINUED)**

	<b>2017</b>	
	<b>Miscellaneous Plan</b>	
	<b>PEPRA</b>	
	<u>Deferred Outflows of Resources</u>	<u>Deferred Inflows of Resources</u>
Pension contributions subsequent to measurement date	\$ 66,429	\$ -
Differences between actual and expected experience	1,155	(195)
Changes in assumption	-	(10,927)
Differences in proportions	-	(2,602)
Changes in employer's proportion	4,677	(32,271)
Differences between the employer's contribution and the employer's proportionate share of contributions	15,701	(3,736)
Net differences between projected and actual earnings on pension plan investments	<u>60,791</u>	<u>-</u>
<b>Total</b>	<b><u>\$ 148,753</u></b>	<b><u>\$ (49,731)</u></b>

\$66,429 reported as deferred outflows of resources related to contributions subsequent to the measurement date will be recognized as a reduction of the net pension liability in the year ending June 30, 2018.

Other amounts reported as deferred outflows of resources and deferred inflows of resources related to pensions will be recognized as pension expense as follows:

<u>Year ending June 30</u>	<u>Amount</u>
2018	\$ 2,217
2019	2,857
2020	16,651
2021	10,868
2022	-

**NOTE 3      EMPLOYEE BENEFIT PLAN (CONTINUED)**

***Actuarial Assumptions***

The total pension liabilities in the June 30, 2015 actuarial valuations were determined using the following actuarial assumptions:

	Miscellaneous
Valuation Date	June 30, 2015
Measurement Date	June 30, 2016
Actuarial Cost Method	Entry-Age Normal Cost Method
 Actuarial Assumptions:	
Discount Rate	7.50%
Inflation	2.75%
Payroll Growth	3.00%
Salary Increase	(1)
Investment Rate of Return	7.5% (2)
Mortality	(3)
Post-Retirement Benefit Increase	(4)

- (1) Varies by entry age and service
- (2) Net of pension plan investment and administrative expenses, including inflation
- (3) Derived using CalPERS' Membership Data for all funds
- (4) Contract COLA up to 2.75% until Purchasing Power Protection Allowance Floor on Purchasing Power applies, 2.75% thereafter

The underlying mortality assumptions and all other actuarial assumptions used in the June 30, 2015 valuation were based on the results of a January 2015 actuarial experience study for the period 1997 to 2011. Further details of the Experience Study can be found on the CalPERS website.

***Discount Rate***

The discount rate used to measure the total pension liability was 7.65 percent. To determine whether the municipal bond rate should be used in the calculation of a discount rate for each plan, CalPERS stress tested plans that would most likely result in a discount rate that would be different from the actuarially assumed discount rate. Based on the testing, none of the tested plans run out of assets. Therefore, the current 7.65 percent discount rate is adequate and the use of the municipal bond rate calculation is not necessary. The long term expected discount rate of 7.65 percent will be applied to all plans in the Public Employees Retirement Fund (PERF). The stress test results are presented in a detailed report that can be obtained from the CalPERS website.

**NOTE 3      EMPLOYEE BENEFIT PLAN (CONTINUED)**

According to Paragraph 30 of GASB Statement No. 68, the long-term discount rate should be determined without reduction for pension plan administrative expense. The 7.50 percent investment return assumption used in this accounting valuation is net of administrative expenses. Administrative expenses are assumed to be 15 basis points. An investment return excluding administrative expenses would have been 7.65 percent. Using this lower discount rate has resulted in a slightly higher Total Pension Liability and Net Pension Liability. CalPERS checked the materiality threshold for the difference in calculation and did not find it to be a material difference.

CalPERS is scheduled to review all actuarial assumptions as part of its regular Asset Liability Management (ALM) review cycle that is scheduled to be completed in February 2018. Any changes to the discount rate will require Board action and proper stakeholder outreach. For these reasons, CalPERS expects to continue using a discount rate net of administrative expenses for GASB Statement Nos. 67 and 68 calculations through at least the 2017-18 fiscal year. CalPERS will continue to check the materiality of the difference in calculation until such time as we have changed our methodology.

The long-term expected rate of return on pension plan investments was determined using a building-block method in which best-estimate ranges of expected future real rates of return (expected returns, net of pension plan investment expense and inflation) are developed for each major asset class.

The table below reflects the long-term expected real rate of return by asset class. The rate of return was calculated using the capital market assumptions applied to determine the discount rate and asset allocation. These rates of return are net of administrative expenses.

Asset Class	Assumed Asset Allocation	Real Return Years 1 - 10 <sup>(a)</sup>	Real Return Years 11+ <sup>(b)</sup>
Global Equity	51.00%	5.25%	5.71%
Global Debt Securities	20.00%	0.99%	2.43%
Inflation Assets	6.00%	0.45%	3.36%
Private Equity	10.00%	6.83%	6.95%
Real Estate	10.00%	4.50%	5.13%
Infrastructure and Forestland	2.00%	4.50%	5.09%
Liquidity	1.00%	-0.55%	-1.05%
Total	100.00%		

<sup>(a)</sup> An expected inflation of 2.5% used for this period.

<sup>(b)</sup> An expected inflation of 3.0% used for this period.

**NOTE 3      EMPLOYEE BENEFIT PLAN (CONTINUED)**

***Sensitivity of the Proportionate Share of the Net Pension Liability to Changes in the Discount Rate***

The following presents SGVCOG's proportionate share of the net pension liability for the Plan, calculated using the discount rate for the Plan, as well as what SGVCOG's proportionate share of the net pension liability would be if it were calculated using a discount rate that is 1-percentage point lower or 1-percentage point higher than the current rate:

		<b>Miscellaenous Plan</b>	
		<b>PEPRA</b>	
1% Decrease		6.65%	
Net Pension Liability	\$	174,601	
Current Discount Rate		7.65%	
Net Pension Liability	\$	85,698	
1% Increase		8.65%	
Net Pension Liability	\$	12,225	

**C. Pension Plan Fiduciary Net Position**

Detailed information about each pension plan's fiduciary net position is available in the separately issued CalPERS financial reports.

**D. Payable to the Pension Plan**

At June 30, 2017, SGVCOG did not have outstanding amount of contributions to the pension plan required for the year ended June 30, 2017.

**Other Postemployment Benefits**

SGVCOG did not incur any other liabilities during the year 2017 related to other postemployment benefits.

**NOTE 4 RELATED PARTY TRANSACTIONS**

For the year ended June 30, 2017, SGVCOG paid ACE a total of \$95,928 for transportation technical support, administrative support, and accounting support, and travel expenses.

**NOTE 5 CONTINGENCIES**

The SGVCOG is involved in claims arising from the normal course of business. After consultation with legal counsel, management estimates that these matters will be resolved without material effect on the SGVCOG's financial position.

**NOTE 6 COMMITMENTS**

The SGVCOG has entered into an office space lease agreement covering the period from January 1, 2013 to December 31, 2017.

Future minimum rental payments including tenant improvements are as follows:

<u>Year ending June 30</u>	<u>Amount</u>
2018	\$ <u>32,936</u>
Total	\$ <u><u>32,936</u></u>

**NOTE 7 SUBSEQUENT EVENTS**

SGVCOG has evaluated events subsequent to June 30, 2017, to assess the need for potential recognition or disclosure in the financial statements. Such events were evaluated through January 31, 2018, the date the financial statements were available to be issued. Based upon this evaluation, it was determined that no subsequent events occurred that require recognition or additional disclosure in the financial statements.

**REQUIRED SUPPLEMENTARY INFORMATION**

**San Gabriel Valley Council of Governments  
(Primary Government)  
Schedule of Proportionate Share of the Net Pension Liability  
Last Ten Years\***

	<u>2017</u>	<u>2016</u>	<u>2015</u>
	<u>Miscellaneous Plan</u>	<u>Miscellaneous Plan</u>	<u>Miscellaneous Plan</u>
		<u>PEPRA</u>	<u>PEPRA</u>
Proportion of the net pension liability	0.028030%	0.000158%	0.00001%
Proportionate share of the net pension liability (asset)	\$ 85,698	\$ (1,407)	\$ 538
Covered - employee payroll <sup>(1)</sup>	\$ 358,859	\$ 164,916	\$ 155,191
Proportionate share of the net pension liability as percentage of covered-employee payroll	23.88%	-0.85%	0.35%
Plan's proportionate share of the fiduciary net position as a percentage of the plan's total pension liability	12.98%	108.71%	83.02%
Plan's proportionate share of aggregate employer contributions <sup>(2)</sup>	\$ 243,174	\$ 15,076	\$ 88

**Notes to Schedule**

<sup>1</sup> Covered-Employee Payroll represented above is based on pensionable earnings provided by the employer. However, GASB 68 defines covered-employee payroll as the total payroll of employees that are provided pensions through the pension plan. Accordingly, if pensionable earnings are different than total earnings for covered-employees, the employer should display in the disclosure footnotes the payroll based on total earnings for the covered group and recalculate the required payroll-related ratios.

<sup>2</sup> The plan's proportionate share of aggregate employer contributions may not match the actual contributions made by the employer during the measurement period. The plan's proportionate share of aggregate contributions is based on the plan's proportion of fiduciary net position shown on line 5 of the table above as well as any additional side fund (or unfunded liability) contributions made by the employer during the measurement period.

\* Fiscal year 2015 was the 1st year of implementation, therefore, only three years are shown.

**San Gabriel Valley Council of Governments  
(Primary Government)  
Schedule of Pension Contributions  
Last Ten Years\***

	<u>2017</u>	<u>2016</u>	<u>2015</u>
	<u>Miscellaneous Plan</u>	<u>Miscellaneous Plan</u>	<u>Miscellaneous Plan</u>
	<u>PEPRA</u>	<u>PEPRA</u>	<u>PEPRA</u>
Actuarially determined contributions	\$ 66,429	\$ 8,824	\$ 8,214
Contributions in relation to the actuarially determined contributions	(66,429)	(8,824)	(8,214)
Contribution deficiency (excess)	\$ -	\$ -	\$ -
Covered-Employee Payroll	\$ 358,859	\$ 164,916	\$ 155,191
Contributions as a percentage of covered-employee payroll	18.51%	5.35%	5.29%

**Notes to Schedule:**

Valuation date June 30, 2015

Methods and assumptions used to determine contribution rates:

Actuarial Cost Method	Entry age normal
Amortization method / Period	Level percent of payroll
Remaining amortization period	15 years as of valuation date
Asset valuation method	5 year Smoothed Market
Inflation	2.75%
Salary increases	Varies by Entry Age and Service
Investment rate of return	7.50%, net of pension plan investment expense and administrative expenses including inflation.
Retirement age	55 years
Mortality	Derived using CalPERS Membership Data for all funds

\* Fiscal year 2015 was the first year of implementation, therefore, only three years are shown.



**SUPPLEMENTARY INFORMATION**

**San Gabriel Valley Council of Governments  
(Primary Government)  
Schedule of Functional Revenues, Expenses and Changes in Net Position  
Year ended June 30, 2017**

	G & A	LACMTA	Energy Wise		Strategic Plan	CEESP	Total
			SCE	SCG	SCE	SCE	
<b>Operating revenues</b>							
<b>Dues</b>							
General fund	\$564,716	\$ -	\$ -	\$ -	\$ -	\$ -	\$ 564,716
Transportation	165,406	14,988	-	-	-	-	180,394
LACMTA - Transportation	-	90,844	-	-	-	-	90,844
General assembly ticket sales	12,551	-	-	-	-	-	12,551
California HERO program	14,202	-	-	-	-	-	14,202
<b>Energy efficient grants</b>							
Administration	-	-	10,854	8,980	1,641	217	21,692
Marketing	-	-	31,264	35,851	-	-	67,115
Direct implementation	-	-	97,266	83,511	26,803	15,630	223,210
<b>Total Operating revenues</b>	<b>756,875</b>	<b>105,832</b>	<b>139,384</b>	<b>128,342</b>	<b>28,444</b>	<b>15,847</b>	<b>1,174,724</b>
<b>Direct expense</b>							
Salaries & wages							
Administration	-	-	3,549	2,941	408	100	6,998
Marketing	-	-	7,713	11,993	-	-	19,706
Direct implementation	-	-	34,266	29,298	9,927	4,492	77,983
Program management	-	-	14,930	6,422	67	2,475	23,894
<b>Total direct expense</b>	<b>-</b>	<b>-</b>	<b>60,458</b>	<b>50,654</b>	<b>10,402</b>	<b>7,067</b>	<b>128,581</b>
<b>Administrative expense</b>							
Salaries & wages	264,533	-	46,335	45,609	10,592	5,154	372,223
Fringe benefits - allocated	90,244	-	14,344	14,119	3,279	1,595	123,581
Rent - Other	45,648	-	8,435	8,303	1,929	938	65,253
Utilities	3,366	-	622	612	142	69	4,811
Postage	737	-	80	78	18	9	922
Office Supplies	2,297	-	424	418	97	47	3,283
Printing/Publications	7,171	-	1,325	1,304	303	148	10,251
Insurance	3,767	-	696	685	159	77	5,384
Dues & Subscriptions	1,246	-	230	226	53	25	1,780
Meetings/Travel	21,453	-	3,440	3,386	786	382	29,447
Administrative Fees	2,743	-	507	499	116	56	3,921
Office Expense	6,191	-	1,144	1,126	261	128	8,850
Storage	1,803	-	333	328	76	38	2,578
Equipment & Soft Acquisition	3,844	-	710	699	162	80	5,495
Webpage/Software Services	1,631	-	301	296	69	34	2,331
General Assembly Expense	11,815	-	-	-	-	-	11,815
Grant Writing Services	47,041	-	-	-	-	-	47,041
Professiona services	190,940	105,832	-	-	-	-	296,772
Legal	31,638	-	-	-	-	-	31,638
<b>Total administrative expense</b>	<b>738,108</b>	<b>105,832</b>	<b>78,926</b>	<b>77,688</b>	<b>18,042</b>	<b>8,780</b>	<b>1,027,376</b>
<b>Operating income</b>	<b>18,767</b>	<b>-</b>	<b>-</b>	<b>-</b>	<b>-</b>	<b>-</b>	<b>18,767</b>
<b>Nonoperating income</b>							
Interest income	1,818	-	-	-	-	-	1,818
<b>Change in net position</b>	<b>20,585</b>	<b>-</b>	<b>-</b>	<b>-</b>	<b>-</b>	<b>-</b>	<b>20,585</b>
<b>Net position, beginning of the year</b>	<b>795,095</b>	<b>-</b>	<b>-</b>	<b>-</b>	<b>-</b>	<b>-</b>	<b>795,095</b>
<b>Net position, end of year</b>	<b>\$815,680</b>	<b>\$ -</b>	<b>\$ -</b>	<b>\$ -</b>	<b>\$ -</b>	<b>\$ -</b>	<b>\$ 815,680</b>

**Report of Independent Auditors on Internal Control over Financial Reporting  
and on Compliance and Other Matters Based on an Audit of Financial Statements  
Performed in Accordance with *Government Auditing Standards***

**Members of the Governing Board  
San Gabriel Valley Council of Governments**

We have audited, in accordance with auditing standards generally accepted in the United States of America and the standards applicable to financial audits contained in *Government Auditing Standards*, issued by the Comptroller General of the United States, the financial statements of the San Gabriel Valley Council of Governments (the SGVCOG), as of and for the year ended June 30, 2017, and the related notes to the financial statements, which collectively comprise SGVCOG's basic financial statements, and have issued our report thereon dated January 31, 2018.

**Internal Control Over Financial Reporting**

In planning and performing our audit of the financial statements, we considered SGVCOG's internal control over financial reporting (internal control) to determine the audit procedures that are appropriate in the circumstances for the purpose of expressing our opinion on the financial statements, but not for the purpose of expressing an opinion on the effectiveness of SGVCOG's internal control. Accordingly, we do not express an opinion on the effectiveness of SGVCOG's internal control.

A *deficiency in internal control* exists when the design or operation of a control does not allow management or employees, in the normal course of performing their assigned functions, to prevent, or detect and correct misstatements on a timely basis. A *material weakness* is a deficiency, or a combination of deficiencies, in internal control, such that there is a reasonable possibility that a material misstatement of the entity's financial statements will not be prevented, or detected and corrected on a timely basis. A *significant deficiency* is a deficiency, or a combination of deficiencies, in internal control that is less severe than a material weakness, yet important enough to merit attention by those charged with governance.

Our consideration of internal control was for the limited purpose described in the first paragraph of this section and was not designed to identify all deficiencies in internal control that might be material weaknesses or significant deficiencies. Given these limitations, during our audit we did not identify any deficiencies in internal control that we consider to be material weakness. However, material weaknesses may exist that have not been identified.



## **Compliance and Other Matters**

As part of obtaining reasonable assurance about whether SGVCOG's financial statements are free of material misstatement, we performed tests of its compliance with certain provisions of laws, regulations, contracts, and grant agreements, noncompliance with which could have a direct and material effect on the determination of financial statement amounts. However, providing an opinion on compliance with those provisions was not an objective of our audit and, accordingly, we do not express such an opinion. The results of our tests disclosed no instances of noncompliance or other matters that are required to be reported under *Government Auditing Standards*.

## **Purpose of this Report**

The purpose of this report is solely to describe the scope of our testing of internal control and compliance and the results of that testing, and not to provide an opinion on the effectiveness of the entity's internal control or on compliance. This report is an integral part of an audit performed in accordance with *Government Auditing Standards* in considering the entity's internal control and compliance. Accordingly, this communication is not suitable for any other purpose.

*Vasquez + Company LLP*

**Los Angeles, California  
January 31, 2018**

(This page left intentionally blank.)



[www.vasquezcpa.com](http://www.vasquezcpa.com)

Vasquez & Company LLP has over 45 years of experience in performing audit, accounting & consulting services for all types of nonprofit organizations, for-profit companies, governmental entities and publicly traded companies. Vasquez is a member of the RSM US Alliance. RSM US Alliance provides its members with access to resources of RSM US LLP. RSM US Alliance member firms are separate and independent businesses and legal entities that are responsible for their own acts and omissions, and each are separate and independent from RSM US LLP. RSM US LLP is the U.S. member firm of RSM International, a global network of independent audit, tax, and consulting firms. Members of RSM US Alliance have access to RSM International resources through RSM US LLP but are not member firms of RSM International. Visit [rsmus.com/about us](http://rsmus.com/about-us) for more information regarding RSM US LLP and RSM International. The RSM™ logo is used under license by RSM US LLP. RSM US Alliance products and services are proprietary to RSM US LLP.



**Alameda Corridor – East Construction Authority**  
**(A Component Unit of San Gabriel Valley Council of Governments)**  
**Audited Financial Statements**  
**and Supplementary Information**  
*As of and for the Year Ended June 30, 2017*  
*with Report of Independent Auditors*

**Alameda Corridor – East Construction Authority**  
**(A Component Unit of San Gabriel Valley Council of Governments)**  
**Audited Financial Statements**  
**and Supplementary Information**  
*As of and for the Year Ended June 30, 2017*  
*with Report of Independent Auditors*



**Alameda Corridor - East Construction Authority**  
**(A Component Unit of San Gabriel Valley Council of Governments)**  
**Table of Contents**

---

	<u>PAGE</u>
<b>REPORT OF INDEPENDENT AUDITORS</b>	1
<b>MANAGEMENT’S DISCUSSION AND ANALYSIS (UNAUDITED)</b>	4
<b>BASIC FINANCIAL STATEMENTS</b>	
Government-wide Financial Statements:	
Statement of Net Position	12
Statement of Activities	13
Fund Financial Statements:	
Balance Sheet	12
Statement of Revenues, Expenditures and Changes in Fund Balance	13
Notes to Financial Statements	14
<b>REQUIRED SUPPLEMENTARY INFORMATION</b>	
Schedule of Proportionate Share of the Net Pension Liability	33
Schedule of Pension Contributions	34
Schedule of Revenues, Expenditures and Changes in Fund Balance	
Capital Projects Fund - Budget to Actual	35
<b>REPORT OF INDEPENDENT AUDITORS ON INTERNAL CONTROL OVER FINANCIAL REPORTING AND ON COMPLIANCE AND OTHER MATTERS BASED ON AN AUDIT OF FINANCIAL STATEMENTS PERFORMED IN ACCORDANCE WITH <i>GOVERNMENT AUDITING STANDARDS</i></b>	36

## Report of Independent Auditors

### The Honorable Members of the Board of Directors Alameda Corridor – East Construction Authority

#### Report on the Financial Statements

We have audited the accompanying financial statements of Alameda Corridor - East Construction Authority (ACE), a component unit of San Gabriel Valley Council of Governments (SGVCOG), which comprise the statement of net position as of June 30, 2017, and the related statement of activities for the year then ended, and the related notes to the financial statements.

#### *Management's Responsibility for the Financial Statements*

Management is responsible for the preparation and fair presentation of these financial statements in accordance with accounting principles generally accepted in the United States of America; this includes the design, implementation, and maintenance of internal control relevant to the preparation and fair presentation of financial statements that are free from material misstatement, whether due to fraud or error.

#### *Auditors' Responsibility*

Our responsibility is to express opinions on these financial statements based on our audit. We conducted our audit in accordance with auditing standards generally accepted in the United States of America and the standards applicable to financial audits contained in *Government Auditing Standards*, issued by the Comptroller General of the United States. Those standards require that we plan and perform the audit to obtain reasonable assurance about whether the financial statements are free of material misstatement.

An audit involves performing procedures to obtain audit evidence about the amounts and disclosures in the financial statements. The procedures selected depend on the auditor's judgment, including the assessment of the risks of material misstatement of the financial statements, whether due to fraud or error. In making those risk assessments, the auditor considers internal control relevant to the entity's preparation and fair presentation of the financial statements in order to design audit procedures that are appropriate in the circumstances, but not for the purpose of expressing an opinion on the effectiveness of the entity's internal control. Accordingly, we express no such opinion. An audit also includes evaluating the appropriateness of accounting policies used and the reasonableness of significant accounting estimates made by management, as well as evaluating the overall presentation of the financial statements.

We believe that the audit evidence we have obtained is sufficient and appropriate to provide a basis for our audit opinions.



## **Opinions**

In our opinion, the financial statements referred to above present fairly, in all material respects, the financial position of Alameda Corridor – East Construction Authority as of June 30, 2017, and the changes in its financial position for the year then ended in accordance with accounting principles generally accepted in the United States of America.

## **Other Matters**

### *Required Supplementary Information*

Accounting principles generally accepted in the United States of America require that the management's discussion and analysis on pages 4 – 11 and the required supplementary information on pages 33 – 35 be presented to supplement the basic financial statements. Such information, although not a part of the basic financial statements, is required by the Governmental Accounting Standards Board who considers it to be an essential part of financial reporting for placing the basic financial statements in an appropriate operational, economic, or historical context. We have applied certain limited procedures to the required supplementary information in accordance with auditing standards generally accepted in the United States of America, which consisted of inquiries of management about the methods of preparing the information and comparing the information for consistency with management's responses to our inquiries, the basic financial statements, and other knowledge we obtained during our audit of the basic financial statements. We do not express an opinion or provide any assurance on the information because the limited procedures do not provide us with sufficient evidence to express an opinion or provide any assurance.

### *Supplementary Information*

Our audit was conducted for the purpose of forming an opinion on the financial statements that collectively comprise ACE's basic financial statements. The schedule of revenues, expenditures, and changes in fund balance – budget to actual is presented for the purposes of additional analysis and is not a required part of the basic financial statements.

The schedule of revenues, expenditures and changes in fund balance – budget to actual is the responsibility of management and was derived from and relates directly to the underlying accounting and other records used to prepare the basic financial statements. Such information has been subjected to the auditing procedures applied in the audit of the basic financial statements and certain additional procedures, including comparing and reconciling such information directly to the underlying accounting and other records used to prepare the basic financial statements or to the basic financial statements themselves, and other additional procedures in accordance with auditing standards generally accepted in the United States of America. In our opinion, the statement of revenues, expenditures and changes in fund balance – budget to actual is fairly stated, in all material respects, in relation to the basic financial statements as a whole.



**Other Reporting Required by *Government Auditing Standards***

In accordance with *Government Auditing Standards*, we have also issued our report dated January 15, 2018, on our consideration of ACE's internal control over financial reporting and on our tests of its compliance with certain provisions of laws, regulations, contracts, and grant agreements and other matters. The purpose of that report is solely to describe the scope of our testing of internal control over financial reporting and compliance and the results of that testing, and not to provide an opinion on the effectiveness of ACE's internal control over financial reporting or on compliance. That report is an integral part of an audit performed in accordance with *Government Auditing Standards* in considering ACE's internal control over financial reporting and compliance.

*Vacquez & Company LLP*

Los Angeles, California  
January 15, 2018

**Alameda Corridor - East Construction Authority  
(A Component Unit of San Gabriel Valley Council of Governments)  
Management's Discussion and Analysis (Unaudited)  
Year Ended June 30, 2017**

---

The management's discussion and analysis (MD&A) of the financial performance and activity of the Alameda Corridor – East Construction Authority (ACE) provides an overview of ACE financial statements for the year ended June 30, 2017. This discussion was prepared by management and should be read in conjunction with the accompanying financial statements and notes, which follow this section.

### **Background**

The San Gabriel Valley Council of Governments (SGVCOG) created ACE in 1998. ACE is a single purpose construction authority established to implement a construction program intended to mitigate the adverse impacts at rail-roadway crossings in the San Gabriel Valley of increasing rail traffic along the nationally significant Alameda Corridor East Trade Corridor. Train counts through the Valley are projected to nearly double by the year 2035 as increasing numbers of freight trains carry freight to and from the nation's busiest container ports in San Pedro Bay.

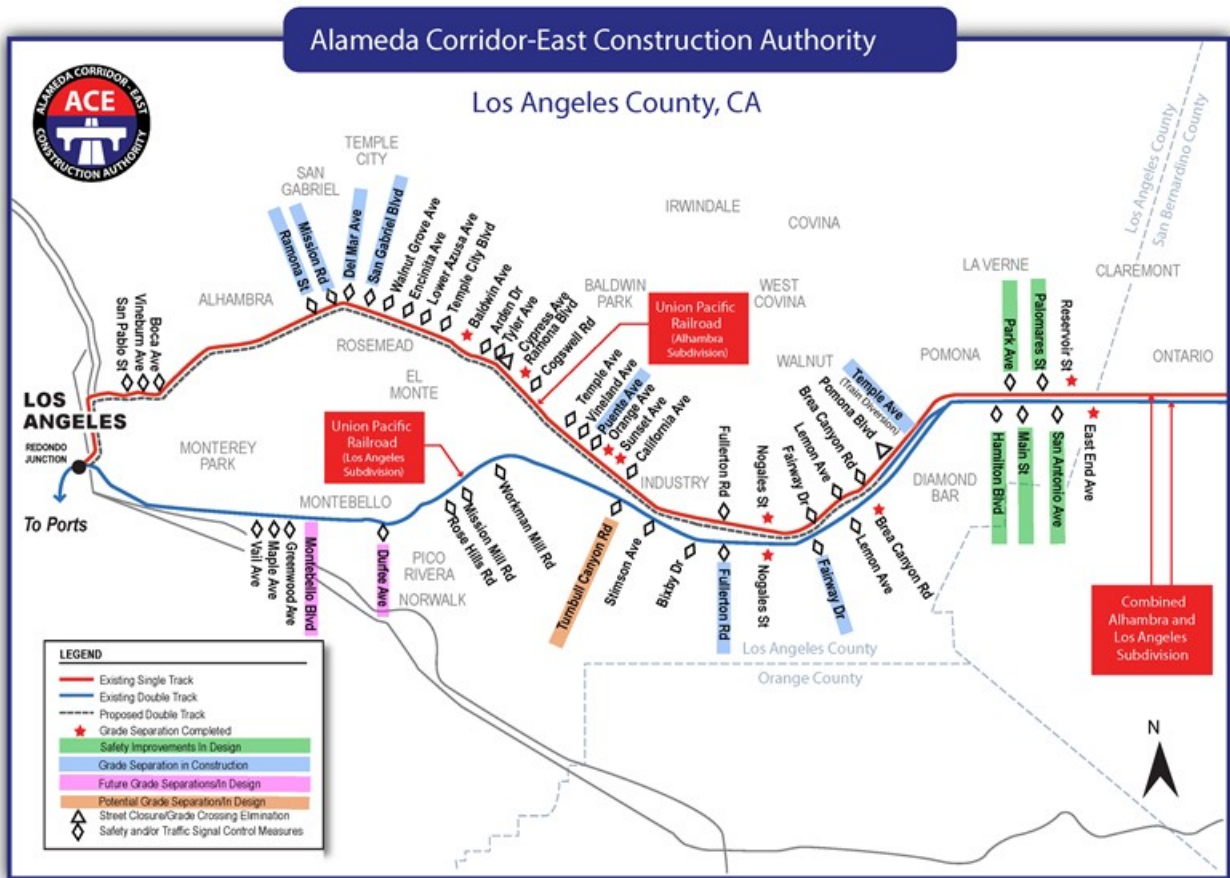
The ACE Project is a comprehensive program of constructing grade separations, where the road goes over or under the railroad, and safety and mobility upgrades at fifty-two crossings in the San Gabriel Valley. Construction has been completed on nine rail-roadway grade separations. Seven additional grade separations and a rail diversion project are under construction. Three grade separation projects are in design along with improved pedestrian and vehicle safety gate at another eight crossings. Safety improvements have been completed at 39 at-grade crossings.

The cost estimate as of June 30, 2017 for the completed safety improvements and 14 grade separations either completed or going into construction is \$1.662 billion.

Projects under construction include the Fullerton Road, Fairway Drive, and Puente Avenue grade separations; the San Gabriel Trench; and the Temple Avenue rail diversion project. Going to construction in 2018 will be the Durfee Avenue grade separation project. Currently in design is the Montebello Corridor Project, the Turnbull Canyon Road Grade Separation Project, and the At-Grade Crossing Safety Improvements.

**Alameda Corridor - East Construction Authority  
(A Component Unit of San Gabriel Valley Council of Governments)  
Management's Discussion and Analysis (Unaudited)  
Year Ended June 30, 2017**

Project Progress During FY 2017						
Project	06/16	09/16	12/16	03/17	06/17	
At-Grade Crossing (212)	Design					
Durfee (208)	Design / ROW Acquisitions					
Fairway Drive (204)	ROW Acquisitions / Construction					
Fullerton (207)	ROW Acquisitions / Construction					
Montebello (209)	ROW Acquisitions / Construction					
Puente Avenue (202)	ROW Acquisitions / Construction					
Nogales - LA (250)	Construction					
S.G. Trench (201)	Construction					
Temple/Pomona (119)	Construction					
Turnbull Canyon (212)	Design					



**Alameda Corridor-East Project Area**

**Alameda Corridor - East Construction Authority  
(A Component Unit of San Gabriel Valley Council of Governments)  
Management's Discussion and Analysis (Unaudited)  
Year Ended June 30, 2017**

---

As of June 30, 2017, the following funding had been committed to the ACE project:

<u>Federal</u>	<b>ACE Funding Commitments</b>	
	<b>(\$ millions)</b>	
TEA-21 Earmark	\$ 132.6	
Annual Appropriations (FY 2000-10)	21.5	
SAFETEA-LU Earmark	67.3	
Rail-Highway Crossing Program	10.0	
ISTEA (Nogales LA)	6.9	
CMAQ (Nogales LA)	6.3	
<b>Total Federal</b>		<b>\$ 244.7</b>
<u>State</u>		
Trans. Imp. Program (FY 2000-04)	39.0	
PUC Grade Separation Fund	10.0	
Trans. Cong. Relief Prog. (TCRP)	130.3	
Trade Corr. Impr. Fund (TCIF)	420.5	
Hwy. Rail Crossing Safety Act (HRCSA)	46.6	
<b>Total State</b>		<b>\$ 646.4</b>
<u>L.A. County MTA</u>		
17% - Match	259.9	
FY 2007 Call-for-projects	28.8	
Measure R	400.0	
<b>Total L.A. County MTA</b>		<b>\$ 688.7</b>
City/County Funds/MWD Funds	12.1	
Railroad Contributions	40.6	
City/Railroad/Betterments/Property Sales	29.5	
<b>Total ACE Project Funding</b>		<b><u>\$1,662.0</u></b>

The committed/pledged amounts may differ slightly from authorized funding due to budgetary holdbacks on multi-year grants, and reflect management's best estimate as to the amount that will be available. Railroad contributions reflect a regulatory ceiling of 5% of construction cost pro-rated over the construction phase of the various projects.

ACE manages its projects to avoid risk wherever possible. All projects are designed to be within the scope allowed by federal, state and local guidelines. The project host city is responsible for paying for any "betterments" not needed for the basic grade separation. In addition, the California Department of Transportation (CalTRANS) must approve each phase - design, right-of-way acquisition and utility relocation, and construction - for reimbursement in advance.

ACE must pay contractors and vendors first before invoicing grantors for reimbursement. Reimbursements are currently running between two to four weeks for CalTRANS (Federal and State funding) and the Los Angeles County Metropolitan Transportation Authority ("Metro") (local funding). Working capital therefore remains a major consideration. ACE and Metro entered into an agreement to provide ACE \$45M subordinate Proposition C Sales Tax Revenue

Revolving Obligation Construction Fund, which replaced the Grants Anticipation Notes as the primary bridge funding.

### **Financial Highlights**

For the year ended June 30, 2017:

- Net position increased by \$0.9 million, an increase of 6.7%.
- Construction in progress increased by \$103.5 million, an increase of 17.5%.
- Total revenues decreased by \$31.9 million, a decrease of 23.4%.
- Total project expenses decreased by \$31.0 million, a decrease of 23.1%.

### **Overview of Basic Financial Statements**

ACE's basic financial statements consist of three components: (1) Government-wide Financial Statements, (2) Fund Financial Statements and (3) Notes to the Basic Financial Statements.

Governmental entities are required to report information on a government-wide basis and on a fund basis (with emphasis placed on major funds of the entity). The government-wide financial statements (i.e., the statement of net position and the statement of activities) report information on all of the non-fiduciary activities of the primary government and its component units. The governmental fund financial statements (i.e., the balance sheet and the statement of revenues, expenditures and changes in fund balance) report information on individual funds of the government. A fund is considered to be a separate accounting entity with a self-balancing set of accounts.

Since ACE is engaged in a single governmental activity and it has no component units, the government-wide and governmental fund financial statements have been combined with a reconciliation of the individual line items in a separate column entitled "Adjustments" on the financial statements. The government-wide financial statements are reported in the "Statement of Net Position" and "Statement of Activities" columns. The governmental fund financial statements are reported in the "Capital Projects Fund" column.

### **Government-wide Financial Statements**

The government-wide financial statements are designed to give readers a broad overview of ACE's financial position. These include all of ACE's assets and liabilities, deferred inflows/outflows of resources, revenues and expenses. The accounting basis is full accrual (similar to private sector companies) where ACE's revenues and expenses are reported as the causal event occurs, instead of when the revenue was received or expense paid.

The "Statement of Net Position" is the basic government-wide statement of financial position. It presents information on all of ACE's assets, deferred outflows of resources, liabilities and deferred inflows of resources, with the difference reported as net position (or equity in the private sector). While large net position might indicate that a governmental agency has not spent all available revenues and other resources, negative net position indicates that the



agency has overspent. It is management's position to maintain sufficient net position to compensate for any disallowed costs, but to allocate any surplus to construction activities.

The "Statement of Activities" presents ACE's revenues and expenses for the year ended on June 30, 2017. The statement has four primary areas: *project expenses*, *operating revenues*, *nonoperating income (expense)*, and *change in net position*. Expenses are broken out into direct (those expenses that can be identified directly to individual projects) and indirect. The financing income is the interest earned on cash balances less interest and fees paid on the corresponding debt.

### **Fund Financial Statements**

The fund financial statements report information on Capital Projects Fund of ACE. A fund is a grouping of related accounts that is used to maintain control over resources that have been segregated for specific activities or objectives.

ACE, unlike cities, county or state governments, has one activity – construction. All of ACE's activities are classified as a Construction Fund (Capital Projects) with the exception of the amount invested in a deferred compensation plan funded solely by the employees.

Differences between the two sets of financial statements are normally determined by the complexity of the reporting agency and usually revolve around different treatments for fixed assets and depreciation, debt issuance and repayment, and pension-related account balances. ACE's focus on a single activity results in the two statements being very similar.

### **Notes to the Basic Financial Statements**

The notes to the basic financial statements provide additional information that is essential to a full understanding of the data provided in the government-wide financial statements and the governmental funds financial statements. The notes can be found on pages 14 through 32 of this report.

**Alameda Corridor - East Construction Authority**  
**(A Component Unit of San Gabriel Valley Council of Governments)**  
**Management's Discussion and Analysis (Unaudited)**  
**Year Ended June 30, 2017**

**Condensed Statements of Net Position**

The following table shows the condensed statements of net position for the past two years:

	June 30		Variance	
	2017	2016	Amount	%
Current and other assets	\$ 100,343,185	\$ 93,669,646	\$ 6,673,539	7.1%
Capital assets	12,335	24,923	(12,588)	-50.5%
Construction in progress	695,912,451	592,444,003	103,468,448	17.5%
Less due to member cities and Union Pacific Railroad	<u>(695,912,451)</u>	<u>(592,444,003)</u>	<u>(103,468,448)</u>	17.5%
Total assets	<b>100,355,520</b>	93,694,569	6,660,951	7.1%
Deferred outflows of resources	2,214,048	1,000,636	1,213,412	121.3%
Liabilities	87,223,814	79,965,009	7,258,805	9.1%
Deferred inflow of resources	<u>515,398</u>	<u>827,531</u>	<u>(312,133)</u>	-37.7%
Net position	<b>\$ 14,830,356</b>	<b>\$ 13,902,665</b>	<b>\$ 927,691</b>	6.7%

All organizations are required to report construction in progress (that is, the sum of prior and current year's construction expense) on the statement of net position as an asset. This would normally be done by treating each year's construction as a capital expense, which would be excluded from the statement of activities. However, the grant reimbursements generated by construction would be included in the statement of activities as revenue. ACE is obligated to transfer components of completed projects to the UPRR and the cities so that they can be included in their financial statements. The resulting reduction in assets would flow through the statement of activities as a loss. The net effect would be to produce widely fluctuating net position and fund balances depending on whether ACE was constructing (surplus) or transferring assets to member cities (deficit).

Therefore, ACE elected to treat construction in progress as a matching asset and liability. This shows the total cost of ACE's projects and the resulting liability to transfer the assets upon completion while not unduly affecting the statement of activities.

Total assets increased by 7.1% to \$100.4 million, mainly due to increases in cash and investments, as one participating city funded future betterment work.

Construction in progress increased by 17.5% to \$695.9 million, primarily because of increased construction activity on San Gabriel Trench, Puente Avenue, Fairway Drive, and Fullerton Road projects.

Unearned revenue increased by 38.6% to \$22.3 million, mainly because of betterment funds received in advance for the Fullerton Road project.

Due to delay in funding from previously approved federal grant, unbilled receivables increased 29.7% to \$31.5 million.

**Alameda Corridor - East Construction Authority**  
**(A Component Unit of San Gabriel Valley Council of Governments)**  
**Management's Discussion and Analysis (Unaudited)**  
**Year Ended June 30, 2017**

**Condensed Statements of Activities**

The following table shows the condensed statements of activities for the years ended June 30, 2017 and 2016.

Total net position increased by \$0.9 million or 6.7% for the year ended June 30, 2017. The increase was due to an adjustment to construction expenses that were incurred in the prior year.

	<b>Years ended June 30</b>		Variance	
	<b>2017</b>	<b>2016</b>	Amount	%
Project Expenses				
Direct (Construction)	\$ <b>99,658,490</b>	\$ 132,103,266	\$ (32,444,776)	-24.6%
Indirect expenses charged to operations	<b>3,465,867</b>	2,025,888	1,439,979	71.1%
Total project expenses	<b>103,124,357</b>	134,129,154	(31,004,797)	-23.1%
Operating revenues				
Grant reimbursements	<b>104,116,255</b>	133,732,844	(29,616,589)	-22.1%
Other operating revenues	<b>467,489</b>	2,763,634	(2,296,145)	-83.1%
Total revenues	<b>104,583,744</b>	136,496,478	(31,912,734)	-23.4%
Income/(loss) from operations	<b>1,459,387</b>	2,367,324	(907,937)	-38.4%
Nonoperating income (expense)				
Financing income	<b>597,423</b>	499,752	97,671	19.5%
Financing expense	<b>(1,129,119)</b>	(394,603)	(734,516)	186.1%
Net financing income (loss)	<b>(531,696)</b>	105,149	(636,845)	-605.7%
Change in net position	<b>927,691</b>	2,472,473	(1,544,782)	-62.5%
Net position at beginning of year	<b>13,902,665</b>	11,430,192	2,472,473	21.6%
Net position at end of year	\$ <b>14,830,356</b>	\$ 13,902,665	\$ 927,691	6.7%

**Capital Assets**

ACE had \$12,335 invested in capital assets, net of depreciation, as of June 30, 2017.

**Economic Factors and New Year's Budget**

Budget expenditures in fiscal year 2018 increased 10.9% over 2017, as increases in construction were offset by reductions in right-of-way acquisitions. Based on 2018 first quarter expenditures, it is anticipated the 2018 budget will be within 5% of budgeted expenditures.

**Requests for Information:**

These financial statements are designed to provide citizens, taxpayers, customers, and creditors with a general overview of ACE's finances and to demonstrate accountability for the money it receives. If there are any questions about this report or a need for additional information, please contact ACE, 4900 Rivergrade Road, Suite A120, Irwindale, CA 91706, or call (626) 962-9292.

**Alameda Corridor - East Construction Authority**  
**(A Component Unit of San Gabriel Valley Council of Governments)**  
**Governmental Fund Balance Sheet/**  
**Statement of Net Position**  
**June 30, 2017**

	Capital Projects Fund	Adjustments	Government Activities Statement of Net Position
<b>ASSETS</b>			
<b>Current assets</b>			
Cash and investments	\$ 47,737,803	\$ -	\$ 47,737,803
Grants receivable	14,383,963	-	14,383,963
Unbilled receivable	31,530,596	-	31,530,596
Notes receivable	150,000	-	150,000
Interest receivable	3,670	-	3,670
Retention receivable	873,136	-	873,136
Prepaid expenses	387,056	-	387,056
Property held for sale	4,260,128	-	4,260,128
Under-recovery of indirect cost	1,016,833	-	1,016,833
<b>Total current assets</b>	<b>100,343,185</b>	<b>-</b>	<b>100,343,185</b>
<b>Noncurrent assets</b>			
Capital assets - Leasehold improvement and equipment	-	12,335	12,335
Construction in progress	-	695,912,451	695,912,451
Less due to member cities and Union Pacific Railroad	-	(695,912,451)	(695,912,451)
<b>Total noncurrent assets</b>	<b>-</b>	<b>12,335</b>	<b>12,335</b>
<b>Total assets</b>	<b>100,343,185</b>	<b>12,335</b>	<b>100,355,520</b>
<b>DEFERRED OUTFLOWS OF RESOURCES</b>			
Deferred outflows of resources related to pensions	-	2,214,048	2,214,048
<b>Total deferred outflows of resources</b>	<b>-</b>	<b>2,214,048</b>	<b>2,214,048</b>
<b>Total assets and deferred outflows of resources \$</b>	<b>100,343,185</b>		
<b>LIABILITIES</b>			
<b>Current liabilities</b>			
Accounts payable and accrued expense	\$ 17,732,271	-	17,732,271
Accrued retention payable	1,131,110	-	1,131,110
Unearned revenue	22,254,454	-	22,254,454
Compensated absences	217,831	-	217,831
MTA promissory note loan	45,000,000	-	45,000,000
Net pension liability	-	888,148	888,148
<b>Total current liabilities</b>	<b>86,335,666</b>	<b>888,148</b>	<b>87,223,814</b>
<b>DEFERRED INFLOWS OF RESOURCES</b>			
Deferred inflows of resources related to pensions	-	515,398	515,398
<b>Total deferred inflows of resources</b>	<b>-</b>	<b>515,398</b>	<b>515,398</b>
<b>FUND BALANCES/NET POSITION</b>			
<b>Fund balance</b>			
Nonspendable for:			
Prepaid expenses	387,056		
Committed:			
CalPERS unfunded termination liability	6,347,036		
Assigned:			
Capital project fund	7,273,427		
<b>Total fund balance</b>	<b>14,007,519</b>		
Total liabilities, deferred inflows of resources and fund balance	\$ 100,343,185		
<b>Net position</b>			
Net investment in capital assets		12,335	12,335
Unrestricted		810,502	14,818,021
<b>Total net position</b>	<b>\$ 822,837</b>	<b>\$ 14,830,356</b>	

See notes to financial statements.

**Alameda Corridor - East Construction Authority**  
**(A Component Unit of San Gabriel Valley Council of Governments)**  
**Statement of Governmental Fund Revenues, Expenditures and**  
**Changes in Fund Balance/Statement of Activities**  
**Year Ended June 30, 2017**

Project Expenses	Capital Projects Fund	Adjustments	Statement of Activities
Direct (Construction)	\$ 101,105,289	\$ (1,446,799)	\$ 99,658,490
Indirect expenses charged to operations	3,478,455	(12,588)	3,465,867
Total project expenses	<u>104,583,744</u>	<u>(1,459,387)</u>	<u>103,124,357</u>
 Operating revenues			
Grant reimbursements	104,116,255	-	104,116,255
Other operating revenues	467,489	-	467,489
Total revenues	<u>104,583,744</u>	<u>-</u>	<u>104,583,744</u>
Income from operations	-	1,459,387	1,459,387
 Nonoperating income (expense)			
Financing income	597,423	-	597,423
Financing expense	(1,129,119)	-	(1,129,119)
Net nonoperating income (expense)	<u>(531,696)</u>	<u>-</u>	<u>(531,696)</u>
 <b>Excess of revenues over expenditures/Change in net position</b>	(531,696)	1,459,387	927,691
 <b>Fund balance/Net Position at beginning of year</b>	<u>14,539,215</u>	<u>(636,550)</u>	<u>13,902,665</u>
 <b>Fund balance/Net Position at end of year</b>	<u>\$ 14,007,519</u>	<u>\$ 822,837</u>	<u>\$ 14,830,356</u>

*See notes to financial statements.*

**NOTE 1      SUMMARY OF SIGNIFICANT ACCOUNTING POLICIES**

**The Reporting Entity**

The Alameda Corridor - East Construction Authority (ACE) is a component unit of the San Gabriel Valley Council of Governments (SGVCOG).

SGVCOG created ACE in 1998. ACE is a single purpose construction authority established to implement a construction program intended to mitigate the adverse impacts at rail-roadway crossings in the San Gabriel Valley of increasing rail traffic along the nationally significant Alameda Corridor East Trade Corridor. The ACE Project is a comprehensive program of constructing grade separations, where the road goes over or under the railroad, and safety and mobility upgrades at fifty-two crossings in the San Gabriel Valley.

**Basis of Accounting**

Government-wide financial statements are reported using the full accrual basis of accounting. The statement of activities presents changes in net position (This is equivalent to a statement of income and statement of changes in equity in for-profit entities). Revenues are recorded when earned and expenses are recognized at the time of the causal event.

The governmental funds financial statements are reported using the current financial resources measurement focus and the modified accrual basis of accounting. Revenues are recognized as soon as they are both measurable and available. Expenditures are generally recorded when a liability is incurred.

ACE recognizes grant revenues to the extent reimbursable obligations are earned on or before June 30, 2017, and are therefore the same under both modified accrual and full accrual basis.

**Description of Funds**

ACE uses funds and account groups to report on its financial position and results of its operations. Fund accounting is designed to demonstrate legal compliance and to aid financial management by segregating transactions related to certain government functions or activities.

Governmental Fund

*The Capital Projects Fund* accounts for the activity of obtaining support from governmental groups, determining funding and specifications for structures needed and to fund the contracts for the grade crossing improvements.

**NOTE 1      SUMMARY OF SIGNIFICANT ACCOUNTING POLICIES (CONTINUED)**

**Fund Balance Reporting**

Governmental Accounting Standards Board (GASB) Statement No. 54, *Fund Balance Reporting and Governmental Fund Type Definitions*, establishes the following fund balance classifications that comprise a hierarchy based primarily on the extent to which a government is bound to observe constraints imposed upon the use of the resources reported in governmental funds:

*Nonspendable fund balance* includes amounts that cannot be spent because they are either (a) not in spendable form or (b) legally or contractually required to be maintained intact. Examples are inventories, prepaid expenses, long-term receivables, or non-financial assets held for resale unless the proceeds are restricted, committed or assigned.

*Restricted fund balance* includes resources that are subject to externally enforceable legal restrictions. It includes amounts that can be spent only for the specific purposes stipulated by constitution, external resource providers, or through enabling legislation.

*Committed fund balance* includes amounts that can be used only for the specific purposes determined by a formal action of the Board of Directors ("Board"), ACE's highest level of decision-making authority. The Board may commit fund balance for specific purposes pursuant to constraints imposed by formal actions taken. Committed amounts cannot be used for any other purpose unless the Board removes or changes the specific use through the same type of formal action taken to establish the commitment. The ACE Board of Directors committed \$6,347,036 of its fund balance for CalPERS unfunded termination liability as of June 30, 2017.

*Assigned fund balance* consists of funds that are set aside for specific purposes by ACE's Board or a body or official that has been given the authority to assign funds. Assigned funds cannot cause a deficit in unassigned fund balance.

*Unassigned fund balance* is the residual classification for all spendable amounts not contained in the other classifications. This category also provides the resources necessary to meet unexpected expenditures and revenue shortfalls.

The Board delegates the authority to assign fund balance to the Chief Executive Officer for purposes of reporting in the annual financial statements.



**NOTE 1      SUMMARY OF SIGNIFICANT ACCOUNTING POLICIES (CONTINUED)**

ACE considers the restricted fund balances to have been spent when expenditure is incurred for purposes for which both unrestricted and restricted fund balance is available. ACE considers unrestricted fund balances to have been spent when expenditure is incurred for purposes for which amounts in any of the unrestricted classifications of fund balance could be used. When expenditures are incurred for purposes for which amounts in any of the unrestricted fund balance classifications could be used, it is the policy of ACE to reduce the committed amounts first, followed by assigned amounts, and then unassigned amounts.

**Budgetary Reporting**

It is ACE's policy not to start any phase of a project (i.e., design, right-of-way acquisition, or construction), unless there are sufficient funds to complete that phase. All project related expenses are reimbursable from existing grants and, as such, revenues are not budgeted separately, but derived from budgeted expenditures.

**Cash Equivalents**

Cash equivalents are those short-term investments readily converted into cash. Deposits with the State of California's Local Agency Investment Fund (LAIF) Operating Fund and the bond portfolio managed by Citizens' Business Bank are considered cash equivalents.

**Grant Revenues and Expenditures**

All grant agreements are between the SGVCOG and the granting authorities. ACE has been given authority to obtain and administer funding in the name of SGVCOG. The Los Angeles County Metropolitan Transportation Authority (METRO) grant was in existence when ACE was created and all subsequent grants are therefore administered by ACE.

Historically, all grants with the exception of the Union Pacific Railroad (UPRR) contributions are, and are anticipated to be in the future, cost reimbursable. That is, ACE must first incur the expenditure and then bill for reimbursement from the grantors.

**Capital assets - Leasehold Improvements and Equipment**

Equipment and other improvements that can be capitalized in the government-wide financial statements are recorded as expenditures in the Capital Projects Fund. The threshold for capitalization is \$5,000 in accordance with federal guidelines. On the government-wide financial statements, such items that meet the capitalization threshold are recorded as capital assets and are depreciated based upon their estimated useful lives on a straight-line basis. Useful lives of capital assets are as follows:

Leasehold improvements	10 years
Office furniture	10 years
Computer and telephone equipment	5 years

**NOTE 1      SUMMARY OF SIGNIFICANT ACCOUNTING POLICIES (CONTINUED)**

**Leasehold Improvements and Equipment (Continued)**

Under GASB Statement No. 34, construction in progress is prepared on the statement of net position as an asset. Therefore, construction costs would normally be capitalized and excluded from the statement of activities. However, the grant reimbursements generated by construction would be included in the statement of activities as program revenue. ACE is obligated to transfer components of completed projects to the UPRR and the member cities so that they can be included in their financial statements. The resulting reduction in assets would flow through the statement of activities as a loss. The net effect would be to produce widely fluctuating net position and fund balances depending on whether ACE was constructing (surplus) or transferring assets to member cities (deficit). Therefore, ACE elected to treat construction in progress as a matching asset and liability. This shows the total cost of ACE's projects and the resulting liability to transfer the assets upon completion while not unduly impacting the statement of activities.

**Use of Estimates**

The process of presenting financial information requires the use of estimates and assumptions regarding certain assets and liabilities and their related income and expense items. Grant revenues and construction costs are especially vulnerable to such assumptions and accordingly actual results may differ from estimated amounts.

**Property Held for Sale**

The property held for sale is recorded at the lower of acquisition cost or estimated net realizable value. At June 30, 2017, property held for resale was \$4,260,128.

**Pensions**

For purposes of measuring the net pension liability and deferred outflows/inflows of resources related to pensions, and pension expense, information about the fiduciary net position of the Agency's California Public Employees' Retirement System (CalPERS) plans and additions to/deductions from the Plans' fiduciary net position have been determined on the same basis as they are reported by CalPERS. For this purpose, benefit payments (including refunds of employee contributions) are recognized when due and payable in accordance with the benefit terms. Investments are reported at fair value.

**Alameda Corridor - East Construction Authority**  
**(A Component Unit of San Gabriel Valley Council of Governments)**  
**Notes to Financial Statements**  
**Year Ended June 30, 2017**

**NOTE 2      CAPITAL ASSETS**

Capital assets are recorded at cost and consist of the following:

	<u>Balance</u> <u>June 30, 2016</u>	<u>Additions</u>	<u>Deletions</u>	<u>Balance</u> <u>June 30, 2017</u>
Cost:				
Leasehold Improvements	\$ 19,762	\$ -	\$ -	\$ 19,762
Computer Equipment:				
Hardware	214,141	-	-	214,141
Software	114,483	-	-	114,483
Website	3,393	-	-	3,393
Telephone Equipment	12,086	-	-	12,086
Office Furniture	31,972	-	-	31,972
Total cost	<u>395,837</u>	<u>-</u>	<u>-</u>	<u>395,837</u>
Less accumulated depreciation for:				
Leasehold Improvements	19,762	-	-	19,762
Computer Equipment:				
Hardware	191,416	10,830	-	202,246
Software	112,285	1,758	-	114,043
Website	3,393	-	-	3,393
Telephone Equipment	12,086	-	-	12,086
Office Furniture	31,972	-	-	31,972
Total accumulated depreciation	<u>370,914</u>	<u>12,588</u>	<u>-</u>	<u>383,502</u>
Capital assets, net \$	<u>\$ 24,923</u>	<u>\$ (12,588)</u>	<u>\$ -</u>	<u>\$ 12,335</u>

Depreciation expense included in indirect expenses for the year ended June 30, 2017 amounted to \$12,588.

**NOTE 3      CASH AND INVESTMENTS**

Cash and investments at June 30, 2017 consist of the following:

Cash in bank	\$	2,713,338
Pooled funds		1,593,497
Money market funds		12,696,181
Investments		30,734,787
Total cash and investments	\$	<u><u>47,737,803</u></u>

**Alameda Corridor - East Construction Authority**  
**(A Component Unit of San Gabriel Valley Council of Governments)**  
**Notes to Financial Statements**  
**Year Ended June 30, 2017**

---

**NOTE 3 CASH AND INVESTMENTS (CONTINUED)**

**Investments Authorized by the California Government Code and ACE's Investment Policy**

The table below identifies the investment types that are authorized for ACE by the California Government Code ("Code") or ACE's investment policy ("Policy"), which is more restrictive. The table also identifies certain provisions of the Code (or the Policy) that address interest rate risk, credit risk, and concentration of credit risk. This table does not address investments of debt proceeds held by bond trustee that are governed by the provisions of debt agreements, rather than the general provisions of the Code or the Policy.

<u>Authorized Investment Type</u>	<u>Maximum Maturity</u>	<u>Maximum Percentage of Portfolio</u>	<u>Maximum Investment in One Issuer</u>
U.S. Treasury Notes	5 years	100%	None
Treasury Notes of the State of California	5 years	25%	None
Indebtness of Any Local Agency within CA	5 years	25%	None
U.S. Government Agencies	5 years	50%	15%
Banker's Acceptances	180 days	40%	10%
Commercial Paper	270 days	10%	10%
Negotiable Certificates of Deposit	5 years	30%	10%
Repurchase Agreements	90 days	20%	None
Medium-Term Notes	5 years	30%	10%
Shares of Beneficial Interest Issued by Diversified Companies Registered with the SEC	None	20%	10%
State of CA Local Agency Investment Fund (LAIF)	None	None	None
Mortgage-backed Securities	5 years	15%	None

**Alameda Corridor - East Construction Authority**  
**(A Component Unit of San Gabriel Valley Council of Governments)**  
**Notes to Financial Statements**  
**Year Ended June 30, 2017**

**NOTE 3 CASH AND INVESTMENTS (CONTINUED)**

**Investments Authorized by Debt Agreements**

Investment of debt proceeds held by bond trustees is governed by provisions of the debt agreements, rather than the general provisions of the Code or the Policy.

The table below identifies the investment types that are authorized for investments held by bond trustee. The table also identifies certain provisions of these debt agreements that address interest rate risk, credit risk, and concentration of credit risk.

<u>Authorized Investment Type</u>	<u>Maximum Maturity</u>	<u>Maximum Percentage Allowed in</u>	<u>Maximum Investment One Issuer</u>
U.S Government Agencies	5 years	42%	15%
Medium-term Notes (Corporate Bonds)	5 years	28%	10%
Mortgage-backed Securities	5 years	7%	None
Certificate of Deposits	5 years	13%	10%
Money Market Funds	None	2%	None
State's Local Agency Investment Fund (LAIF)	None	5%	None
Municipals	None	2%	None

**Disclosures Relating to Interest Rate Risk**

Interest rate risk is the risk that changes in market interest rates will adversely affect the fair value of an investment. Generally, the longer the maturity of an investment, the greater the sensitivity of its fair value to changes in market interest rates. One of the ways that ACE manages its exposure to interest rate risk is by purchasing a combination of short-term and long-term investments and by timing cash flows from maturities so that a portion of the portfolio is maturing or coming close to maturity over time as necessary to provide the cash flow and liquidity needed for operations. Information about the sensitivity of the fair values of ACE's investments (including investments held by bond trustees) to market interest rate fluctuations is provided by the following table that shows the distribution of ACE's investments by maturity:

<u>Investment Type</u>	<u>Total</u>	<u>Remaining Maturity (in Months)</u>			
		<u>12 Months Or Less</u>	<u>13 to 24 Months</u>	<u>25-60 Months</u>	<u>More Than 60 Months</u>
LAIF	\$ 1,593,497	\$ 1,517,010	\$ 46,211	\$ 30,276	\$ -
Money Market Funds	12,696,181	12,696,181	-	-	-
Fidelity Government Portfolio	744,080	744,080	-	-	-
Government Agencies	13,630,070	-	-	13,630,070	-
Certificates of Deposit	4,337,044	-	-	4,337,044	-
Corporate Bonds	9,273,853	-	-	9,273,853	-
Government Mortgages	2,026,852	-	-	2,026,852	-
Municipals	722,888	-	-	722,888	-
Total	<u>\$ 45,024,465</u>	<u>\$ 14,957,271</u>	<u>\$ 46,211</u>	<u>\$ 30,020,983</u>	<u>\$ -</u>

**Alameda Corridor - East Construction Authority**  
**(A Component Unit of San Gabriel Valley Council of Governments)**  
**Notes to Financial Statements**  
**Year Ended June 30, 2017**

**NOTE 3 CASH AND INVESTMENTS (CONTINUED)**

**Investments with Fair Values Highly Sensitive to Interest Rate Fluctuations**

ACE has no investments (including investments held by bond trustees) that are highly sensitive to interest rate fluctuations (to a greater degree than already indicated in the information provided above).

**Disclosures Relating to Credit Risk**

Generally, credit risk is the risk that an issuer of an investment will not fulfill its obligation to the holder of the investment. This is measured by the assignment of a rating by a nationally recognized statistical rating organization. Presented below is the minimum rating required by (where applicable) the Code, the Policy, or debt agreements, and the actual rating at the end of the year for each investment type.

Investment Type	Total	Minimum Legal Rating	Rating As of June 30, 2017			
			AAA	AA	A	Not Rated
LAIF	\$ 1,593,497	N/A	\$ -	\$ -	\$ -	\$ 1,593,497
Money Market Funds	12,696,181	A	12,696,181	-	-	-
Fidelity Government Portfolio	744,080	N/A	-	-	-	744,080
Government Agencies	13,630,070	A	-	13,630,070	-	-
Certificates of Deposit	4,337,044	N/A	-	-	-	4,337,044
Corporate Bonds	9,273,853	A	-	-	9,273,853	-
Government Mortgages	2,026,852	A	-	2,026,852	-	-
Municipals	722,888	A	258,310	-	464,578	-
Total	\$ 45,024,465		\$ 12,954,491	\$ 15,656,922	\$ 9,738,431	\$ 6,674,621

**Concentration of Credit Risk**

ACE's investment policy contains no limitations on the amount that can be invested in any one issuer beyond that stipulated by the Code. As of June 30, 2017, ACE had no investments in any one issuer (other than U.S. Treasury securities, mutual funds, and external investment pools) that represent 5% or more of ACE's total investments other than funds held by the trustees.

**Custodial Credit Risk**

Custodial credit risk for deposits is the risk that, in the event of the failure of a depository financial institution, a government will not be able to recover its deposits or will not be able to recover collateral securities that are in the possession of an outside party. The custodial credit risk for investments is the risk that, in the event of the failure of the counterparty (e.g., broker-dealer) to a transaction, a government will not be able to recover the value of its investment or collateral securities that are in the possession of another party.

**NOTE 3 CASH AND INVESTMENTS (CONTINUED)**

**Custodial Credit Risk (Continued)**

The Code and the Policy do not contain legal or policy requirements that would limit the exposure to custodial credit risk for deposits or investments, other than the following provision for deposits: The Code requires that a financial institution secure deposits made by state or local governmental units by pledging securities in an undivided collateral pool held by a depository regulated under state law (unless so waived by the governmental unit). The market value of the pledged securities in the collateral pool must equal at least 110% of the total amount deposited by the public agencies. California law also allows financial institutions to secure public agency deposits by pledging first trust deed mortgage notes having a value of 150% of the secured public deposits. As of June 30, 2017, ACE's deposit of \$15,447,370 with financial institutions is in excess of federal depository insurance limits but are held in collateralized accounts.

As of June 30, 2017, the following investment types were held by the same broker-dealer (counterparty) that was used by ACE to buy the securities:

<u>Investment Type</u>	<u>Reported Amount</u>
Money Market Funds	\$ <u><u>12,696,181</u></u>

**Investments in State Investment Pool**

ACE is a voluntary participant in the Local Agency Investment Fund (LAIF) that is regulated by the Code under the oversight of the Treasurer of the State of California. At June 30, 2017, the total fair value of LAIF, including accrued interest was approximately \$77.617 billion. The fair value of ACE's investment in this pool is \$1,593,497 at June 30, 2017 based upon ACE's pro-rata share of the fair value provided by LAIF for the entire LAIF portfolio (in relation to the amortized cost of the portfolio). LAIF's (and ACE's) exposure to risk (credit, market or legal) is not currently available.

**NOTE 4 METRO PROMISSORY NOTE PAYABLE**

In June 2013, ACE entered into a promissory note to borrow up to \$45,000,000, in variable rate, from the Metro to be used as working capital. The note payable balance outstanding at June 30, 2017 amounted to \$45,000,000. Interest rates vary according to market conditions and have ranged from 1.26% to 1.60%. Proceeds from the note payable have been used to pay for construction activities.

**NOTE 4           METRO PROMISSORY NOTE PAYABLE (CONTINUED)**

The principal amount of the loan is to be used as working capital pursuant to the terms of the *Alameda Corridor East Phase II Grade Separations Master Funding Agreement* ("Master Agreement"), dated June 14, 2013. Except as otherwise provided in the Master Agreement and the promissory note, including, but not limited to, Metro's right to set off against the Measure R and/or Proposition C funds reimbursement due borrower, the entire unpaid balance of the working capital loan, all accrued and outstanding CP costs and any fees are unsecured and due on September 9, 2023, ten years after the first drawdown date. Because this is a revolving construction fund provided by Metro to facilitate the payment to the project contractors of ACE, this loan is not considered as a long-term debt.

**NOTE 5           GRANTS RECEIVABLE PROJECTS**

During the year ended June 30, 2017, ACE was the recipient, primarily from the U.S. Department of Transportation through California Department of Transportation (CalTRANS), of cost reimbursement type grants. Local matching share funds are also received from Metro. These grants are expenditure driven; funds must be expended before reimbursement is received. Certain amounts have been held back by the grantor agency pending completion of certain phases of contracted work and certain costs incurred may be subject to disallowance. Grants receivable and unbilled grants receivable at June 30, 2017 are shown net of disallowed costs. CalTRANS approved, under Uniform Guidance section 2 CFR 200.516, an indirect overhead allocation formula of 157.2% of total direct salaries and fringe benefit costs. Indirect costs incurred charged to grants for the year ended June 30, 2017 were \$3,108,165.

**NOTE 6           EMPLOYEE BENEFIT PLANS**

**A. General Information about the Pension Plans**

***Plan Description***

All qualified permanent and probationary employees of ACE (as a component unit of SGVCOG), are eligible to participate in SGVCOG's Miscellaneous Employee Pension Plans, cost-sharing multiple employer defined benefit pension plans administered by the California Public Employees' Retirement System (CalPERS). Benefit provisions under the Plans are established by State statute and ACE resolution. CalPERS issues publicly available reports that include a full description of the pension plans regarding benefit provisions, assumptions and membership information that can be found on the CalPERS website.



**NOTE 6      EMPLOYEE BENEFIT PLAN (CONTINUED)**

Classic participants (defined as eligible participants prior to January 1, 2013) are required to contribute 7% of their annual covered salary. New participants (defined as eligible employees brought into CalPERS membership for the first time on or after January 1, 2013 PEPRA) contribute at least half the normal cost rate as determined by CalPERS. ACE contributes the remaining amounts necessary to fund the benefits for its employees, using the actuarial basis adopted by the CalPERS Board of Administration.

***Benefits Provided***

CalPERS provides service retirement and disability benefits, annual cost of living adjustments and death benefits to plan members, who must be public employees and beneficiaries. Benefits are based on years of credited service, equal to one year of full time employment. Members with five years of total service are eligible to retire at age 50 with statutorily reduced benefits. All members are eligible for non-duty disability benefits after 10 years of service. The death benefit is one of the following: the Basic Death Benefit, the 1957 Survivor Benefit, or the Optional Settlement 2W Death Benefit. The cost of living adjustments for each plan are applied as specified by the Public Employees' Retirement Law.

The Plans' provisions and benefits in effect at June 30, 2017, are summarized as follows:

	<b>Miscellaneous Plan</b>	
	Classic	PEPRA
	Prior to Jan. 1, 2013	On or after Jan. 1, 2013
Hire date	2% @ 55	2% @ 62
Benefit formula	5 years service	5 years service
Benefit vesting schedule	monthly for life	monthly for life
Benefit payments	50 - 55	52 - 67
Retirement age	2.0% to 2.7%	1.0% to 2.5%
Monthly benefits , as a % of eligible compensation	7.00%	6.25%
Required employee contribution rates	8.38%	6.55%
Required employer contribution rates		

**NOTE 6      EMPLOYEE BENEFIT PLAN (CONTINUED)**

**Contributions**

Section 20814(c) of the California Public Employees' Retirement Law requires that the employer contribution rates for all public employers be determined on an annual basis by the actuary and shall be effective on the July 1 following notice of a change in the rate. Funding contributions for both Plans are determined annually on an actuarial basis as of June 30 by CalPERS. The actuarially determined rate is the estimated amount necessary to finance the costs of benefits earned by employees during the year, with an additional amount to finance any unfunded accrued liability. ACE is required to contribute the difference between the actuarially determined rate and the contribution rate of employees.

For the year ended June 30, 2017, the contributions made by ACE recognized as part of pension expense for the Plan were as follows:

		<u>Miscellaneous Plan</u>
Contributions - employer	\$	<u>421,250</u>

**B. Pension Liabilities, Pension Expenses and Deferred Outflows/Inflows of Resources Related to Pensions**

As a component unit of SGVCOG, ACE was allocated pension liability, pension expense and deferred inflows and outflows of resources based on ACE's share of the pension contribution during the fiscal year 2017.

As of June 30, 2017, ACE reported net pension liabilities for its proportionate shares of the net pension liability of the Plan as follows:

		<u>Miscellaneous Plan</u>
Net Pension Liability	\$	<u>888,148</u>

ACE's net pension liability for the Plan is measured as the proportionate share of the net pension liability. The net pension liability of the Plan is measured as of June 30, 2016, and the total pension liability for the Plan used to calculate the net pension liability was determined by an actuarial valuation as of June 30, 2015 rolled forward to June 30, 2016 using standard update procedures. ACE's proportion of the net pension liability was based on a projection of the ACE's long-term share of contributions to the pension plans relative to the projected contributions of all participating employers, which is actuarially determined.

**NOTE 6      EMPLOYEE BENEFIT PLAN (CONTINUED)**

Effective for measurement period 2015, CalPERS provides the GASB Statement No. 68 Accounting Valuation Report for the miscellaneous risk pool and allocation methodology to be used by participants in the risk pool. The schedules of employer allocation include three ratios. It includes allocation for the Total Pension Liability, Plan Fiduciary Net Position and all other pension amounts (e.g. deferred outflows/inflows of resources and pension expense). The Total Pension Liability is allocated based on the Actuarial Accrued Liability from the most recent Actuarial Valuation Report as of June 30, 2015 used for funding purposes. The Plan Fiduciary Net Position is allocated based on the sum of the Plan's Market Value of Assets from the most recent Actuarial Valuation as of June 30, 2015 used for funding purposes plus supplemental payments made by employers during the current measurement period to reduce their unfunded actuarial accrued liabilities. All other pension amounts (deferred outflows/inflows of resources and pension expense) are allocated based on the legally or statutorily required employer contributions for the fiscal year ended June 30, 2016, including reported contribution adjustments and suspended payroll information.

SGVCOG's proportionate share for pension items as provided by CalPERS are as follows:

	2017
Total pension liability	0.0005212
Plan fiduciary net position	0.0005978
All other pension amounts (deferred outflows/inflows of resources and pension expense)	0.0007990

At June 30, 2017, ACE reported deferred outflows of resources and deferred inflows of resources related to pensions from the following sources:

Alameda Corridor - East Construction Authority  
(A Component Unit of San Gabriel Valley Council of Governments)  
Notes to Financial Statements  
Year Ended June 30, 2017

---

**NOTE 6      EMPLOYEE BENEFIT PLAN (CONTINUED)**

	2017	
	Miscellaneous Plan	
	Classic	
	Deferred Outflows of Resources	Deferred Inflows of Resources
Pension contributions subsequent to measurement date	\$ 1,360,867	\$ -
Differences between actual and expected experience	11,970	(2,024)
Changes in assumption	-	(113,244)
Differences in proportions	-	(26,968)
Changes in employer's proportion	48,468	(334,448)
Differences between the employer's contribution and the employer's proportionate share of contributions	162,724	(38,714)
Net differences between projected and actual earnings on pension plan investments	630,019	-
<b>Total</b>	<b>\$ 2,214,048</b>	<b>\$ (515,398)</b>

\$1,360,867 reported as deferred outflows of resources related to contributions subsequent to the measurement date will be recognized as a reduction of the net pension liability in the year ending June 30, 2018.

Other amounts reported as deferred outflows of resources and deferred inflows of resources related to pensions will be recognized as pension expense as follows:

Year Ending June 30	Amount
2018	\$ 22,978
2019	29,608
2020	172,562
2021	112,635
2022	-
Thereafter	-

**NOTE 6      EMPLOYEE BENEFIT PLAN (CONTINUED)**

***Actuarial Assumptions***

The total pension liabilities in the June 30, 2015 actuarial valuations were determined using the following actuarial assumptions:

	Miscellaneous
Valuation Date	June 30, 2015
Measurement Date	June 30, 2016
Actuarial Cost Method	Entry-Age Normal Cost Method
<b>Actuarial Assumptions:</b>	
Discount Rate	7.65%
Inflation	2.75%
Payroll Growth	3.00%
Salary Increases	(1)
Investment Rate of Return	7.5% (2)
Mortality	(3)
Post-Retirement Benefit Increase	(4)

- (1) Varies by entry age and service
- (2) Net of pension plan investment and administrative expenses, including inflation
- (3) Derived using CalPERS' Membership Data for all funds
- (4) Contract COLA up to 2.75% until Purchasing Power Protection Allowance Floor on Purchasing Power applies, 2.75% thereafter

The underlying mortality assumptions and all other actuarial assumptions used in the June 30, 2015 valuation were based on the results of a January 2015 actuarial experience study for the period 1997 to 2011. Further details of the Experience Study can be found on the CalPERS website.

***Discount Rate***

The discount rate used to measure the total pension liability was 7.65 percent. To determine whether the municipal bond rate should be used in the calculation of a discount rate for the plan, CalPERS stress tested plans that would most likely result in a discount rate that would be different from the actuarially assumed discount rate. Based on the testing, none of the tested plans run out of assets. Therefore, the current 7.65 percent discount rate is adequate and the use of the municipal bond rate calculation is not necessary. The long-term expected discount rate of 7.65 percent will be applied to all plans in the Public Employees Retirement Fund (PERF). The stress test results are presented in a detailed report that can be obtained from the CalPERS website.

**NOTE 6      EMPLOYEE BENEFIT PLAN (CONTINUED)**

According to Paragraph 30 of GASB Statement No. 68, the long-term discount rate should be determined without reduction for pension plan administrative expense. The 7.50 percent investment return assumption used in this accounting valuation is net of administrative expenses. Administrative expenses are assumed to be 15 basis points. An investment return excluding administrative expenses would have been 7.65 percent. Using this lower discount rate has resulted in a slightly higher Total Pension Liability and Net Pension Liability. CalPERS checked the materiality threshold for the difference in calculation and did not find it to be a material difference.

CalPERS is scheduled to review all actuarial assumptions as part of its regular Asset Liability Management (ALM) review cycle that is scheduled to be completed in February 2018. Any changes to the discount rate will require Board action and proper stakeholder outreach. For these reasons, CalPERS expects to continue using a discount rate net of administrative expenses for GASB Statement Nos. 67 and 68 calculations through at least the 2017-18 fiscal year. CalPERS will continue to check the materiality of the difference in calculation until such time as we have changed our methodology.

The long-term expected rate of return on pension plan investments was determined using a building-block method in which best-estimate ranges of expected future real rates of return (expected returns, net of pension plan investment expense and inflation) are developed for each major asset class.

The table below reflects the long-term expected real rate of return by asset class. The rate of return was calculated using the capital market assumptions applied to determine the discount rate and asset allocation. These rates of return are net of administrative expenses.

Asset Class	Assumed Asset Allocation	Real Return Years 1 - 10 <sup>(a)</sup>	Real Return Years 11+ <sup>(b)</sup>
Global Equity	51.00%	5.25%	5.71%
Global Debt Securities	20.00%	0.99%	2.43%
Inflation Assets	6.00%	0.45%	3.36%
Private Equity	10.00%	6.83%	6.95%
Real Estate	10.00%	4.50%	5.13%
Infrast ructure and Forestland	2.00%	4.50%	5.09%
Liquidity	1.00%	-0.55%	-1.05%
Total	100%		

<sup>(a)</sup> An expected inflation of 2.5% used for this period.

<sup>(b)</sup> An expected inflation of 3.0% used for this period.

**NOTE 6      EMPLOYEE BENEFIT PLAN (CONTINUED)**

***Sensitivity of the Proportionate Share of the Net Pension Liability to Changes in the Discount Rate***

The following presents ACE's proportionate share of the net pension liability for the Plan, calculated using the discount rate for the Plan, as well as what ACE's proportionate share of the net pension liability would be if it were calculated using a discount rate that is 1-percentage point lower or 1-percentage point higher than the current rate:

		<u>Miscellaneous Plan</u>
1% Decrease		6.65%
Net Pension Liability	\$	1,809,504
Current Discount Rate		7.65%
Net Pension Liability	\$	888,148
1% Increase		8.65%
Net Pension Liability	\$	126,693

**C. Pension Plan Fiduciary Net Position**

Detailed information about each pension plan's fiduciary net position is available in the separately issued CalPERS financial reports.

**D. Payable to the Pension Plan**

At June 30, 2017, ACE did not have outstanding balance for contributions to the pension plan required for the Year Ended June 30, 2017.

**E. Deferred Compensation Plan**

ACE has entered into a salary reduction deferred compensation plan for its employees. The plan allows employees to defer a portion of their current income from state and federal taxation. Employees may withdraw their participation at any time by giving written notice at least a week in advance prior to the effective date of the withdrawal. At June 30, 2017, plan assets with a total fair value of \$1,578,809 were held by independent trustees. Accordingly, such amounts are not reflected in the accompanying basic financial statements.

All amounts of compensation deferred under the plans are solely the property and rights of each beneficiary (pursuant to legislative changes effective 1998 to the Internal Revenue Code Section 457, this includes all property and rights purchased and income attributable to these amounts until paid or made available to the employee or other beneficiary).

**Alameda Corridor - East Construction Authority**  
**(A Component Unit of San Gabriel Valley Council of Governments)**  
**Notes to Financial Statements**  
**Year Ended June 30, 2017**

---

**NOTE 7      COMMITMENTS AND CONTINGENCIES**

As discussed in Note 5, ACE receives reimbursement type grants from federal, state and local sources. Certain expenditures are not subject to reimbursement. Also, there may be disallowed costs. Management's experience in this regard indicates disallowances, if any, will not be material.

In the ordinary course of operations, ACE is the subject of claims and litigations from outside parties. In the opinion of management, there is no pending litigation or unasserted claims, the outcome of which would materially affect ACE's financial position.

Lease

ACE occupies its office from Metropolitan Life Insurance Company subject to a lease expiring April 30, 2018. The monthly base rent, as defined in the lease agreement, follows:

Period from / to	Monthly Rent	Annual Amount
May 1, 2017 to April 30, 2018	\$ 20,834	\$ 250,009
May 1, 2018 to April 30, 2019 ++	21,188	254,259
May 1, 2019 to April 30, 2020 ++	21,824	261,887
May 1, 2020 to April 30, 2021 ++	22,479	269,743
Total lease commitments	\$	<u>1,035,898</u>

++ Proposed

Escrow Agreements for Contract Retention

Pursuant to contracts entered into between ACE and several of its contractors, funds are deposited with an Escrow Agent. The Escrow Agent holds the funds for the benefit of the contractors until the escrow is terminated. The Escrow Agent, contractor or ACE may terminate this Escrow Agreement, with or without cause, by providing 30 days prior written notice to the other parties. In the event of termination of this Escrow Agreement, all the funds on deposit shall be paid to ACE and any accrued interest less escrow fees shall be paid to the contractor. ACE has recognized expenditures related to contract retention payments totaling \$14,890,552 for fiscal year ended June 30, 2017. Funds are deposited in several escrow accounts until release to the contractor is authorized.



**NOTE 8            CONSTRUCTION IN PROGRESS AND TRANSFER OF COMPLETED PROJECTS**

Except for minor acquisitions that may be sold by ACE when no longer needed, all of the construction projects, when completed, will be deeded and transferred to the UPRR and the cities in which they are located at no cost to the acquirer. At June 30, 2017, \$695,912,451 of costs was accumulated on projects in process and \$463,758,906 had been transferred to UPRR and impacted cities.

Under the modified accrual basis of accounting project expenditures would be reported as expenditures in the year incurred. On the government-wide financial statements conforming to GASB 34 reporting on these transactions would result in (accumulating such costs as construction in progress (i.e., treated as a cash flow expenditure and not a current year expense). This would substantially overstate income while reporting the disposal and expensing the accumulated costs would distort the cost of operations. In both cases, net position would greatly fluctuate, depending on the timing of construction and transfer of the completed projects.

To alleviate this situation, management has elected to record a liability (same amount as the construction in progress) to UPRR and governments likely to be the eventual owner of the improvements/grade separations upon project completion. This approach will minimize the effects both the acquisition of property for construction and the accumulation of construction costs and their eventual disposal.

**NOTE 9            SUBSEQUENT EVENTS**

ACE has evaluated events subsequent to June 30, 2017 to assess the need for potential recognition or disclosure in the financial statements. Such events were evaluated through January 15, 2018, the date the financial statements were available to be issued. Based upon this evaluation, there were no subsequent events occurred that require recognition or additional disclosure in the financial statements.

**REQUIRED SUPPLEMENTARY INFORMATION**

**Alameda Corridor - East Construction Authority  
(A Component Unit of San Gabriel Valley Council of Governments)  
Schedule of Proportionate Share of the Net Pension Liability  
Last Ten Years\***

	2017		2016		2015	
	Miscellaneous Plan		Miscellaneous Plan		Miscellaneous Plan	
			Classic	PEPRA	Classic	PEPRA
Proportion of the net pension liability	0.02803%	**	0.04943%	0.000158%	0.01668%	0.00001%
Proportionate share of the net pension liability	\$ 973,847	**	\$ 835,047	\$ (469)	\$ 1,038,037	\$ 126
Covered - employee payroll <sup>(1)</sup>	\$ 3,422,438	**	\$ 2,769,467	\$ 55,122	\$ 2,764,711	\$ 176,748
Proportionate share of the net pension liability as percentage of covered-employee payroll	28.45%	**	30.15%	-0.85%	37.55%	0.07%
Plan's proportionate share of the fiduciary net position as a percentage of the plan's total pension liability	12.98%	**	87.61%	108.71%	83.03%	83.02%
Plan's proportionate share of aggregate employer contributions <sup>(2)</sup>	\$ 243,174	**	\$ 393,080	\$ 15,076	\$ 137,329	\$ 88
ACE proportionate share of the net pension liability	\$ 888,148					

\*\* Plan pertains to the Miscellaneous Plan of ACE and SGVCOG

\* Fiscal year 2015 was the first year of implementation, therefore only three years are shown.

**Notes to Schedule**

- <sup>1</sup> Covered-Employee Payroll represented above is based on pensionable earnings provided by the employer. However, GASB Statement No. 68 defines covered-employee payroll as the total payroll of employees that are provided pensions through the pension plan. Accordingly, if pensionable earnings are different than total earnings for covered-employees, the employer should display in the disclosure footnotes the payroll based on total earnings for the covered group and recalculate the required payroll-related ratios.
- <sup>2</sup> The plan's proportionate share of aggregate employer contributions may not match the actual contributions made by the employer during the measurement period. The plan's proportionate share of aggregate contributions is based on the plan's proportion of fiduciary net position shown on line 5 of the table above as well as any additional side fund (or unfunded liability) contributions made by the employer during the measurement period.

\* Fiscal year 2015 was the first year of implementation, therefore only three years are shown.

*See report of independent auditors.*

**Alameda Corridor - East Construction Authority  
(A Component Unit of San Gabriel Valley Council of Governments)  
Schedule of Pension Contributions  
Last Ten Years\***

	2017		2016		2015					
	Miscellaneous Plan*		Miscellaneous Plan		Miscellaneous Plan					
			Classic	PEPRA	Classic	PEPRA				
Actuarially determined contributions	\$	527,296	\$	306,775	\$	11,765	\$	286,167	\$	10,141
Contributions in relation to the actuarially determined contributions		(527,296) **		(306,775)		(11,765)		(286,167)		(10,141)
Contribution deficiency (excess)	\$	-	\$	-	\$	-	\$	-	\$	-
Covered-Employee Payroll	\$	3,422,438	\$	2,769,467	\$	55,122	\$	2,764,711	\$	176,748
Contributions as a percentage of covered-employee payroll		15.41%		11.08%		21.34%		10.35%		5.74%

\*\* Contributions in relation to the actuarially determined contributions exclude payments made toward the unfunded liability of \$900,000 during the fiscal year 2017.

\* Plan pertains to the Miscellaneous Plan of ACE and SGVCOG

**Notes to Schedule:**

Valuation date June 30, 2015

Methods and assumptions used to determine contribution rates:

Actuarial Cost Method	Entry age normal
Amortization method / Period	Level percent of payroll
Remaining amortization period	15 years as of valuation date
Asset valuation method	5 year Smoothed Market
Inflation	2.75%
Salary increases	Varies by Entry Age and Service
Investment rate of return	7.50%, net of pension plan investment expense and administrative expenses including inflation.
Retirement age	55 years
Mortality	Derived using CalPERS Membership Data for all funds

\* Fiscal year 2015 was the first year of implementation, therefore only three years are shown.

*See report of independent auditors.*

**Alameda Corridor - East Construction Authority**  
**(A Component Unit of San Gabriel Valley Council of Governments)**  
**Schedule of Revenues, Expenditures and Changes in Fund Balance**  
**Capital Project Fund - Budget to Actual**  
**Year Ended June 30, 2017**

	<u>Budgeted Amounts</u>		<u>Actual</u> <u>Amounts</u>	<u>Variance</u> <u>Positive</u> <u>(Negative)</u>
	<u>Original</u>	<u>Amended</u> <u>Final</u>		
<b>Revenues</b>				
Reimbursements				
Federal grants	\$ 3,684,740	\$ 3,700,945	\$ 6,026,263	\$ 2,325,318
State grants	101,321,172	101,766,761	56,234,202	(45,532,559)
Local grants	22,446,639	22,545,354	23,912,324	1,366,970
Betterment - Other	4,986,912	5,008,844	17,943,467	12,934,623
<b>Total revenues</b>	<u>132,439,463</u>	<u>133,021,904</u>	<u>104,116,255</u>	<u>(28,905,649)</u>
<b>Operating expenditures</b>				
Construction				
Design	7,569,842	7,569,842	1,915,373	(5,654,469)
Right-of-way acquisition	19,052,985	19,052,985	77,654,948	58,601,963
Construction management	15,533,366	15,533,366	16,598,338	1,064,972
Construction	82,976,627	82,976,627	1,619,056	(81,357,571)
Betterments	4,247,586	4,247,586	3,317,574	(930,012)
Total construction	<u>129,380,406</u>	<u>129,380,406</u>	<u>101,105,289</u>	<u>(28,275,118)</u>
Indirect				
Personnel				
Salaries and wages	1,476,847	1,476,847	1,542,894	66,047
Fringe benefits	766,027	1,348,468	1,332,772	(15,696)
Employee related expenses	37,300	37,300	32,172	(5,128)
Professional services				
Auditing/accounting	41,504	41,504	48,724	7,220
Legal	25,000	25,000	23,498	(1,502)
Brokerage	65,000	65,000	51,271	(13,729)
Insurance	230,000	230,000	170,984	(59,016)
Equipment expense	112,628	112,628	69,409	(43,219)
Office rental expense	244,451	244,451	246,902	2,451
Office operations	52,500	52,500	39,328	(13,172)
Other	7,800	7,800	11,007	3,207
Applied (under) indirect expense	-	-	(557,995)	(557,995)
Total indirect	<u>3,059,057</u>	<u>3,641,499</u>	<u>3,010,967</u>	<u>(630,532)</u>
<b>Total operating expenditures</b>	<u>132,439,463</u>	<u>133,021,905</u>	<u>104,116,255</u>	<u>(28,905,649)</u>
Excess revenues over expenditures	-	-	-	-
<b>Other financing sources (uses)</b>				
Investment revenue	466,300	466,300	597,423	131,123
Interest and related expenses	(421,000)	(421,000)	(1,129,119)	(708,119)
Non-project reimbursable funds	352,436	352,436	371,342	18,906
Non-project reimbursable expense	(352,436)	(352,436)	(371,342)	(18,906)
Intercompany revenue	51,246	51,246	96,147	44,901
Intercompany expense	(51,246)	(51,246)	(96,147)	(44,901)
Net other financing sources (uses)	<u>45,300</u>	<u>45,300</u>	<u>(531,696)</u>	<u>(576,996)</u>
Change in fund balance	<u>45,300</u>	<u>45,300</u>	<u>(531,696)</u>	<u>(576,996)</u>
Fund balance at beginning of year	14,539,215	14,539,215	14,539,215	-
Fund balance at end of year	<u>\$ 14,584,515</u>	<u>\$ 14,584,515</u>	<u>\$ 14,007,519</u>	<u>\$ (576,996)</u>

See report of independent auditors.

**Report of Independent Auditors on Internal Control over Financial Reporting  
and on Compliance and Other Matters Based on an Audit of Financial Statements  
Performed in Accordance with *Government Auditing Standards***

**The Honorable Members of the Board of Directors  
Alameda Corridor – East Construction Authority**

We have audited, in accordance with the auditing standards generally accepted in the United States of America and the standards applicable to financial audits contained in *Government Auditing Standards*, issued by the Comptroller General of the United States, the financial statements of Alameda Corridor – East Construction Authority (ACE), a component unit of San Gabriel Valley Council of Governments, as of and for the Year Ended June 30, 2017, and the related notes to the financial statements, which collectively comprise ACE's basic financial statements, and have issued our report thereon dated January 15, 2018.

**Internal Control over Financial Reporting**

In planning and performing our audit of the financial statements, we considered ACE's internal control over financial reporting (internal control) to determine the audit procedures that are appropriate in the circumstances for the purpose of expressing our opinions on the financial statements, but not for the purpose of expressing an opinion on the effectiveness of ACE's internal control. Accordingly, we do not express an opinion on the effectiveness of ACE's internal control.

A *deficiency in internal control* exists when the design or operation of a control does not allow management or employees, in the normal course of performing their assigned functions, to prevent, or detect and correct, misstatements on a timely basis. A *material weakness* is a deficiency, or combination of deficiencies, in internal control, such that there is a reasonable possibility that a material misstatement of the entity's financial statements will not be prevented, or detected and corrected on a timely basis. A *significant deficiency* is a deficiency, or a combination of deficiencies, in internal control that is less severe than a material weakness, yet important enough to merit attention by those charged with governance.

Our consideration of internal control was for the limited purpose described in the first paragraph of this section and was not designed to identify all deficiencies in internal control over financial reporting that might be material weaknesses or significant deficiencies. Given these limitations, during our audit we did not identify any deficiencies in internal control that we consider to be material weakness. However, material weaknesses may exist that have not been identified.



## **Compliance and Other Matters**

As part of obtaining reasonable assurance about whether ACE's financial statements are free from material misstatement, we performed tests of its compliance with certain provisions of laws, regulations, contracts, and grant agreements, noncompliance with which could have a direct and material effect on the determination of financial statement amounts. However, providing an opinion on compliance with those provisions was not an objective of our audit, and accordingly, we do not express such an opinion. The results of our tests disclosed no instances of noncompliance or other matters that are required to be reported under *Government Auditing Standards*.

## **Purpose of this Report**

The purpose of this report is solely to describe the scope of our testing of internal control and compliance and the results of that testing, and not to provide an opinion on the effectiveness of the entity's internal control or on compliance. This report is an integral part of an audit performed in accordance with *Government Auditing Standards* in considering the entity's internal control and compliance. Accordingly, this communication is not suitable for any other purpose.

A handwritten signature in black ink that reads "Vazquez &amp; Company LLP". The signature is written in a cursive, flowing style.

**Los Angeles, California**

**January 15, 2018**



[www.vasquezcpa.com](http://www.vasquezcpa.com)

Vasquez & Company LLP has over 45 years of experience in performing audit, accounting & consulting services for all types of nonprofit organizations, for-profit companies, governmental entities and publicly traded companies. Vasquez is a member of the RSM US Alliance. RSM US Alliance provides its members with access to resources of RSM US LLP. RSM US Alliance member firms are separate and independent businesses and legal entities that are responsible for their own acts and omissions, and each are separate and independent from RSM US LLP. RSM US LLP is the U.S. member firm of RSM International, a global network of independent audit, tax, and consulting firms. Members of RSM US Alliance have access to RSM International resources through RSM US LLP but are not member firms of RSM International. Visit [rsmus.com/about us](http://rsmus.com/about-us) for more information regarding RSM US LLP and RSM International. The RSM™ logo is used under license by RSM US LLP. RSM US Alliance products and services are proprietary to RSM US LLP.

801 South Grand Avenue, Suite 400 • Los Angeles, California 90017-4646 • Ph. (213) 873-1700 • Fax (213) 873-1777





**Audited Financial Statements  
and Supplementary Information  
Year Ended June 30, 2017  
with Report of Independent Auditors**





**San Gabriel Valley Council of Governments  
Audited Financial Statements  
and Supplementary Information  
*Year Ended June 30, 2017*  
*with Report of Independent Auditors***



	<u>PAGE</u>
<b>REPORT OF INDEPENDENT AUDITORS</b>	1
<b>MANAGEMENT’S DISCUSSION AND ANALYSIS</b>	4
<b>BASIC FINANCIAL STATEMENTS</b>	
Governmental Fund Balance Sheet / Statement of Net Position	12
Statement of Governmental Fund Revenues, Expenditures and Changes in Fund Balance / Statement of Activities	13
Statement of Cash Flows	14
Notes to Financial Statements	15
<b>REQUIRED SUPPLEMENTARY INFORMATION</b>	
Schedule of Proportionate Share of the Net Pension Liability	38
Schedule of Pension Contributions	39
<b>SUPPLEMENTARY INFORMATION (UNAUDITED)</b>	
Component Unit - Statement of Revenues, Expenditures, and Changes in Fund Balance - Budget to Actual	40
<b>REPORT OF INDEPENDENT AUDITORS ON INTERNAL CONTROL OVER FINANCIAL REPORTING AND ON COMPLIANCE AND OTHER MATTERS BASED ON AN AUDIT OF BASIC FINANCIAL STATEMENTS PERFORMED IN ACCORDANCE WITH <i>GOVERNMENT AUDITING STANDARDS</i></b>	41



## Report of Independent Auditors

### Members of the Governing Board San Gabriel Valley Council of Governments

#### Report on the Financial Statements

We have audited the accompanying financial statements of the business-type activities and the discretely presented component unit of San Gabriel Valley Council of Governments (SGVCOG), as of and for the year ended June 30, 2017, and the related notes to the financial statements, which collectively comprise SGVCOG's basic financial statements as listed in the table of contents.

#### ***Management's Responsibility for the Financial Statements***

Management is responsible for the preparation and fair presentation of these financial statements in accordance with accounting principles generally accepted in the United States of America; this includes the design, implementation, and maintenance of internal control relevant to the preparation and fair presentation of financial statements that are free from material misstatement, whether due to fraud or error.

#### ***Auditors' Responsibility***

Our responsibility is to express opinions on these financial statements based on our audit. We conducted our audit in accordance with auditing standards generally accepted in the United States of America and the standards applicable to financial audits contained in *Government Auditing Standards*, issued by the Comptroller General of the United States. Those standards require that we plan and perform the audit to obtain reasonable assurance about whether the financial statements are free from material misstatement.

An audit involves performing procedures to obtain audit evidence about the amounts and disclosures in the financial statements. The procedures selected depend on the auditor's judgment, including the assessment of the risks of material misstatement of the financial statements, whether due to fraud or error. In making those risk assessments, the auditor considers internal control relevant to the entity's preparation and fair presentation of the financial statements in order to design audit procedures that are appropriate in the circumstances, but not for the purpose of expressing an opinion on the effectiveness of the entity's internal control. Accordingly, we express no such opinion. An audit also includes evaluating the appropriateness of accounting policies used and the reasonableness of significant accounting estimates made by management, as well as evaluating the overall presentation of the financial statements.



We believe that the audit evidence we have obtained is sufficient and appropriate to provide a basis for our audit opinions.

### ***Opinions***

In our opinion, the financial statements referred to above present fairly, in all material respects, the respective financial position of the business-type activities and the discretely presented component unit of San Gabriel Valley Council of Governments as of June 30, 2017, and the respective changes in financial position and, where applicable, cash flows thereof for the year then ended in accordance with accounting principles generally accepted in the United States of America.

### ***Other Matters***

#### *Required Supplementary Information*

Accounting principles generally accepted in the United States of America require that the management's discussion and analysis on pages 4 through 11 and the required supplementary information on pages 38-39 be presented to supplement the basic financial statements. Such information, although not a part of the basic financial statements, is required by the Governmental Accounting Standards Board who considers it to be an essential part of financial reporting for placing the basic financial statements in an appropriate operational, economic, or historical context. We have applied certain limited procedures to the management discussion and analysis and the required supplementary information in accordance with auditing standards generally accepted in the United States of America, which consisted of inquiries of management about the methods of preparing the information and comparing the information for consistency with management's responses to our inquiries, the basic financial statements, and other knowledge we obtained during our audit of the basic financial statements. We do not express an opinion or provide any assurance on the information because the limited procedures do not provide us with sufficient evidence to express an opinion or provide any assurance.

#### *Other Information*

Our audit was conducted for the purpose of forming opinions on the financial statements that collectively comprise SGVCOG's basic financial statements. SGVCOG's discretely presented component unit's statement of revenues, expenditures and changes in fund balance – budget to actual on page 40, is presented for purposes of additional analysis and is not a required part of the basic financial statements.

The statement of revenues, expenditures, and changes in fund balance – budget to actual is the responsibility of management and was derived from and relates directly to the underlying accounting and other records used to prepare the basic financial statements. Such information has been subjected to the auditing procedures applied in the audit of the basic financial statements and certain additional procedures, including comparing and reconciling such information directly to the underlying accounting and other records used to prepare the basic financial statements or to the basic financial statements themselves, and other additional procedures in accordance with auditing standards generally accepted in the United States of America. In our opinion, the statement of revenues, expenditures and changes in fund balance – budget to actual is fairly stated, in all material respects, in relation to the basic financial statements as a whole.





### **Other Reporting Required by *Government Auditing Standards***

In accordance with *Government Auditing Standards*, we have also issued our report dated January 31, 2018, on our consideration of San Gabriel Valley Council of Governments' internal control over financial reporting and on our tests of its compliance with certain provisions of laws, regulations, contracts, and grant agreements and other matters. The purpose of that report is solely to describe the scope of our testing of internal control over financial reporting and compliance and the results of that testing, and not to provide an opinion on the effectiveness of SGVCOG's internal control over financial reporting or on compliance. That report is an integral part of an audit performed in accordance with *Government Auditing Standards* in considering San Gabriel Valley Council of Governments' internal control over financial reporting and compliance.

*Vasquez + Company LLP*

**Los Angeles, California  
January 31, 2018**

Our discussion and analysis of the San Gabriel Valley Council of Governments (the SGVCOG) financial performance presents an overview of the SGVCOG's financial activities during the year ended June 30, 2017. We encourage readers to consider information presented here in conjunction with the financial statements (beginning on page 12). The financial statements, notes and this discussion and analysis were prepared by management and are the responsibility of management.

### **Background**

The SGVCOG was created on March 17, 1994 by a Joint Powers Agreement (JPA) among various member San Gabriel Valley Cities to promote cooperation, exchange ideas, coordinate regional government programs and to provide recommendations and solutions to common problems and to general concern of member governments.

In 1998, the SGVCOG created the Alameda Corridor - East Construction Authority (ACE) (discretely presented component unit) to mitigate the effects of increasing Union Pacific Railroad (UPRR) train traffic in the San Gabriel Valley (Valley). There were 55 "at-grade" crossings in the Valley where vehicular and pedestrian traffic cross directly over railroad tracks and must stop while trains pass by. This creates congestion, degrades the local environment, and compromises safety. The ACE Project will separate 20 crossings at the busiest intersections – by either raising or lowering the railroad or the intersecting street – along the 35-mile freight rail corridor from East Los Angeles to Pomona.

### **Financial Highlights**

In FY 2017, SGVCOG's operating revenues increased by 1% from the previous year. The increase was mainly attributable to higher Energywise grant revenues earned in 2017.

#### Component Unit

ACE's financial highlights for the year ended June 30, 2017:

- Net position increased by \$0.9 million, an increase of 6.7%.
- Construction in progress increased by \$103.5 million, an increase of 17.5%.
- Total revenues decreased by \$31.9 million, a decrease of 23.4%.
- Total project expenses decreased by \$31.0 million, a decrease of 23.1%.

## **Overview of Financial Statements**

The SGVCOG's basic financial statements consist of three components: (1) Government-wide Financial Statements, (2) Fund Financial Statements and (3) Notes to the Basic Financial Statements.

### Government-wide Financial Statements

The government-wide financial statements found on pages 12 and 13 are designed to give readers a broad overview of the SGVCOG and its discretely presented component unit's financial position. These include all of the SGVCOG and its discretely presented component unit's assets and liabilities, deferred inflows/outflows of resources, revenues and expenses. The accounting basis is full accrual (similar to private sector companies) where the SGVCOG and its discretely presented component unit's revenues and expenses are reported as the causal event occurs, instead of when the revenue was received or expense paid.

The "Statement of Net Position" presents all of the SGVCOG and its discretely presented component unit's assets, deferred outflows of resources, liabilities and deferred inflows of resources, with the difference reported as net position (or equity in the private sector). While large net position might indicate that a governmental agency has not spent all available revenues and other resources, negative net position indicates that the agency has overspent. It is management's position to maintain sufficient net position to compensate for any disallowed costs, but to allocate any surplus to construction activities.

The "Statement of Activities" presents the SGVCOG and its discretely presented component unit's revenues and expenses for the year ended on June 30, 2017.

### Fund Financial Statements

The fund financial statements can be found on pages 12 and 13 of this report. A fund is a grouping of related accounts that is used to maintain control over resources that have been segregated for specific activities or objectives.

ACE, unlike cities, county or State governments, has one activity – construction. All of ACE's activities are classified as a Construction (Capital Projects) Fund with the exception of the amount invested in a deferred compensation plan funded solely by staff.

Differences between the two sets of financial statements are normally determined by the complexity of the reporting agency and usually revolve around different treatments for capital assets and depreciation, debt issuance and repayment, and pension-related account balances. ACE's focus on a single activity results in the two statements being very similar.

### Notes to the Basic Financial Statements

This report includes notes to the basic financial statements. They provide additional information that is important to a complete understanding of the data contained in the government-wide and fund financial statements. The notes can be found on pages 15 through 37 of this report.

**San Gabriel Valley Council of Governments  
Management's Discussion and Analysis  
Year ended June 30, 2017**

**Financial Analysis**

Primary Government

*Condensed Statements of Net Position*

The following table summarizes the assets, deferred outflows of resources, liabilities, deferred inflows of resources, and net position of SGVCOG's primary government as of June 30, 2017 and 2016:

	<b>June 30</b>		Variance	
	<b>2017</b>	2016	Amount	%
Current assets	\$ <b>866,566</b>	\$ 917,083	\$ (50,517)	-6%
Deferred outflows of resources	<b>148,753</b>	48,112	100,641	209%
Total assets and deferred outflows of resources	<b><u>1,015,319</u></b>	<u>965,195</u>	<u>50,124</u>	5%
Liabilities	<b>149,908</b>	146,522	3,386	2%
Deferred inflows of resources	<b>49,731</b>	23,578	26,153	111%
Total liabilities and deferred inflows of resources	<b><u>199,639</u></b>	<u>170,100</u>	<u>29,539</u>	17%
Net position				
Restricted	<b>110,358</b>	110,248	110	0%
Unrestricted	<b>705,322</b>	684,847	20,475	3%
Total net position	<b>\$ <u>815,680</u></b>	<u>\$ 795,095</u>	<u>\$ 20,585</u>	3%

Current assets decreased this year by \$50,517, or 6%, and liabilities increased by \$3,386 or 2%. Decrease in current assets was largely due to lower grants receivable balance in 2017 and collection of 2016 other receivables. Increase in liabilities was primarily due to the recognition of SGVCOG's share in the net pension liability.

As previously discussed, net position can serve as an indicator of financial health. The SGVCOG's assets and deferred outflows of resources exceeded liabilities and deferred inflows of resources by \$815,680 and \$795,095 as of June 30, 2017 and 2016, respectively.

**San Gabriel Valley Council of Governments  
Management's Discussion and Analysis  
Year ended June 30, 2017**

*Condensed Statements of Activities*

The following table presents the SGVCOG's revenues, expenses, and changes in net position for the years ended June 30, 2017 and 2016:

	Year ended June 30,		Variance	
	2017	2016	Amount	%
<b>Operating revenues</b>				
Dues:				
General Fund	\$ 564,716	\$ 566,734	\$ (2,018)	0%
Transportation	180,394	200,196	(19,802)	-10%
	<u>745,110</u>	<u>766,930</u>	<u>(21,820)</u>	<u>-3%</u>
Sponsorships	12,551	-	12,551	100%
Grants and matches from other governments:				
Los Angeles County Metropolitan Transportation Authority	90,844	89,378	1,466	2%
Southern California Edison - Energywise	139,384	173,822	(34,438)	-20%
Southern California Edison - California Energy Efficiency Strategic Plan Implementation	44,291	115,946	(71,655)	-62%
Southern California Gas - Energywise	128,342	-	128,342	100%
Western Riverside Council of Governments - California HERO	14,202	20,334	(6,132)	-30%
	<u>1,174,724</u>	<u>1,166,410</u>	<u>8,314</u>	<u>1%</u>
<b>Operating expenses</b>				
Administrative	738,108	570,248	167,860	29%
Energywise	267,726	173,822	93,904	54%
Transportation	105,832	120,060	(14,228)	-12%
California Energy Efficiency Strategic Plan Implementation	44,291	115,947	(71,656)	-62%
	<u>1,155,957</u>	<u>980,077</u>	<u>175,880</u>	<u>18%</u>
<b>Operating income</b>	<u>18,767</u>	<u>186,333</u>	<u>(167,566)</u>	<u>-90%</u>
<b>Nonoperating income</b>				
Other income	-	50,933	(50,933)	100%
Interest income	1,818	1,080	738	68%
	<u>1,818</u>	<u>52,013</u>	<u>(50,195)</u>	<u>-97%</u>
<b>Change in net position</b>	20,585	238,346	(217,761)	-91%
<b>Net position, beginning of year</b>	795,095	556,749	238,346	43%
<b>Net position, end of year</b>	<u>\$ 815,680</u>	<u>\$ 795,095</u>	<u>\$ 20,585</u>	<u>3%</u>

**San Gabriel Valley Council of Governments  
Management's Discussion and Analysis  
Year ended June 30, 2017**

---

During fiscal year 2017, total operating revenues increased by 1% from the previous year. The increase was mainly attributable to higher Energywise grant revenues earned in 2017.

Revenues for SGVCOG consist primarily of dues from 31 member cities, three Los Angeles County supervisorial districts, and a Joint Power Authority of the water agencies, which represents three municipal water districts, cost reimbursable grants from Southern California Edison (SCE), a local utility, grant matching funds from Los Angeles County MTA, and fees on the aggregate cost for the bonds issued to fund installation of renewable energy efficiency improvements from the Home Energy Renovation Opportunity (HERO) program. Grants and matches from other governments and Sponsorships were \$429,614 in FY2017 compared to \$399,480 in FY2016, an increase of \$30,134 or 8%. The increase was mostly due to higher Energywise grant revenues earned in FY2017, reduced by lower California Energy Efficiency Strategic Plan Implementation - Phase 3 grant. This program was completed in September 2016.

Operating expenses were \$1,155,957 in FY2017 compared to \$980,077 in FY 2016, an increase of \$175,880 or 18%. The increase is primarily attributable to higher administrative salaries and wages, and fringe benefits, transportation technical support, administration, accounting, and finance support services provided by ACE staff, and an increase in grant writing services for new grants being pursued by the SGVCOG.

Non-operating income, consisting of investment income, increased by \$738 or 68% in FY2017 from FY2016, primarily due to higher yield on investments with the State's Local Agency Investment Fund. During FY2016, SGVCOG was awarded a legal settlement of \$50,933.

Component Unit

*Condensed Statements of Net Position*

	<b>June 30</b>		Variance	
	<b>2017</b>	2016	Amount	%
Current and other assets	\$ <b>100,343,185</b>	\$ 93,669,646	\$ 6,673,539	7.1%
Capital assets	<b>12,335</b>	24,923	(12,588)	-50.5%
Construction in progress	<b>695,912,451</b>	592,444,003	103,468,448	17.5%
Less due to member cities and Union Pacific Railroad	<b>(695,912,451)</b>	(592,444,003)	(103,468,448)	17.5%
Total assets	<b>100,355,520</b>	93,694,569	6,660,951	7.1%
Deferred outflows of resources	<b>2,214,048</b>	1,000,636	1,213,412	121.3%
Liabilities	<b>87,223,814</b>	79,965,009	7,258,805	9.1%
Deferred inflow of resources	<b>515,398</b>	827,531	(312,133)	-37.7%
Net position	<b>\$ 14,830,356</b>	\$ 13,902,665	\$ 927,691	6.7%

All organizations are required to report construction in progress (that is, the sum of prior and current year's construction expense) on the statement of net position as an asset. This would normally be done by treating each year's construction as a capital expense which would be excluded from the statement of activities. However, the grant reimbursements generated by construction would be included in the statement of activities as revenue. ACE is obligated to transfer components of completed projects to the UPRR and the cities so that they can be included in their financial statements. The resulting reduction in assets would flow through the statement of activities as a loss. The net effect would be to produce widely fluctuating net position and fund balances depending on whether ACE was constructing (surplus) or transferring assets to member cities (deficit).

Therefore, ACE elected to treat construction in progress as a matching asset and liability. This shows the total cost of ACE's projects and the resulting liability to transfer the assets upon completion while not unduly impacting the statement of activities.

Total assets increased by 7.1% to \$100.4 million, mainly due to increases in cash and investments, as one participating city funded future betterment work.

Construction in progress increased by 17.5% to \$695.9 million, primarily because of increased construction activity on San Gabriel Trench, Puente Avenue, Fairway Drive, and Fullerton Road projects.

Unearned revenue increased 38.6% to \$22.3 million, mainly because of betterment funds received in advance for the Fullerton Road project.

Due to delay in funding from previously approved federal grant, unbilled receivables increased 29.7% to \$31.5 million.

**San Gabriel Valley Council of Governments  
Management's Discussion and Analysis  
Year ended June 30, 2017**

*Condensed Statements of Activities*

The following table shows the condensed statements of activities for the years ended June 30, 2017 and 2016.

Total net position increased by \$0.9 million or 6.7% for the year ended June 30, 2017. The increase was due to an adjustment to construction expenses that were incurred in the prior year.

	<b>Years ended June 30</b>		Variance	
	<b>2017</b>	<b>2016</b>	Amount	%
Project Expenses				
Direct (Construction)	\$ <b>99,658,490</b>	\$ 132,103,266	\$ (32,444,776)	-24.6%
Indirect expenses charged to operations	<b>3,465,867</b>	2,025,888	1,439,979	71.1%
Total project expenses	<b>103,124,357</b>	134,129,154	(31,004,797)	-23.1%
Operating revenues				
Grant reimbursements	<b>104,116,255</b>	133,732,844	(29,616,589)	-22.1%
Other operating revenues	<b>467,489</b>	2,763,634	(2,296,145)	-83.1%
Total revenues	<b>104,583,744</b>	136,496,478	(31,912,734)	-23.4%
Income/(loss) from operations	<b>1,459,387</b>	2,367,324	(907,937)	-38.4%
Nonoperating income (expense)				
Financing income	<b>597,423</b>	499,752	97,671	19.5%
Financing expense	<b>(1,129,119)</b>	(394,603)	(734,516)	186.1%
Net financing income (loss)	<b>(531,696)</b>	105,149	(636,845)	-605.7%
Change in net position	<b>927,691</b>	2,472,473	(1,544,782)	-62.5%
Net position at beginning of year	<b>13,902,665</b>	11,430,192	2,472,473	21.6%
Net position at end of year	\$ <b>14,830,356</b>	\$ 13,902,665	\$ 927,691	6.7%



## **Capital Assets**

### Primary Government

The SGVCOG had \$0 invested in capital assets, net of depreciation, as of June 30, 2017 and 2016. The capital assets are fully depreciated as of June 30, 2017 and 2016.

The SGVCOG's capital assets consist of office equipment only. Capital assets are purchased with governmental resources.

### Component Unit

ACE had \$12,335 invested in capital assets, net of depreciation, as of June 30, 2017 consisting of leasehold improvements and equipment.

## **Economic Factors and Next Year's Budget**

### Primary Government

The budget for fiscal year 2018 assumes that the on-hand net position as of June 30, 2017 will be required and available to fulfill the program and administrative expense requirements.

### Component Unit

Budgeted expenditures in fiscal year 2018 increased 10.9% over 2017, as increases in construction were offset by reductions in right-of-way acquisitions. Based on 2018 first quarter expenditures, it is anticipated the 2018 budget will be within 5% of budgeted expenditures.

## **Further Information**

This report has been designed to provide a general overview to our stakeholders of the SGVCOG's financial condition and related issues. Inquiries should be directed to Carlos Monroy, Director of Finance, 4900 Rivergrade Road, Suite A120 Irwindale, CA 91706.

**San Gabriel Valley Council of Governments**  
**Governmental Fund Balance Sheet /**  
**Statement of Net Position**  
**June 30, 2017**

	Primary Government		Component Unit	
	Business-type Activities	Capital Projects Fund	Adjustment	Total
<b>ASSETS</b>				
<b>Current assets</b>				
Cash and investments	\$ 764,843	\$ 47,737,803	\$ -	\$ 47,737,803
Member receivable	-	-	-	-
Grants receivable	75,782	14,383,963	-	14,383,963
Unbilled receivables	-	31,530,596	-	31,530,596
Notes receivables	-	150,000	-	150,000
Other receivable	14,109	3,670	-	3,670
Retention receivable	-	873,136	-	873,136
Prepaid expenses	11,832	387,056	-	387,056
Property held for sale	-	4,260,128	-	4,260,128
Under-recovery of indirect costs	-	1,016,833	-	1,016,833
<b>Total current assets</b>	<u>866,566</u>	<u>100,343,185</u>	<u>-</u>	<u>100,343,185</u>
<b>Noncurrent assets</b>				
Leasehold improvements and equipment	8,645	-	395,837	395,837
Less accumulated depreciation and amortization	(8,645)	-	(383,502)	(383,502)
Construction in progress	-	-	695,912,451	695,912,451
Less due to member cities and Union Pacific Railroad	-	-	(695,912,451)	(695,912,451)
<b>Total assets</b>	<u>866,566</u>	<u>100,343,185</u>	<u>12,335</u>	<u>100,355,520</u>
<b>DEFERRED OUTFLOWS OF RESOURCES</b>				
Deferred outflows of resources relatead to pension	148,753	-	2,214,048	2,214,048
<b>Total assets and deferred outflows of resources</b>		<u>\$ 100,343,185</u>		
<b>LIABILITIES</b>				
<b>Current liabilities</b>				
Accounts payable and accrued expenses	39,600	\$ 17,732,271	-	17,732,271
Accrued retention payable	-	1,131,110	-	1,131,110
Unearned revenue	-	22,254,454	-	22,254,454
Compensated absences, current portion	17,761	217,831	-	217,831
Metro promissory note loan	-	45,000,000	-	45,000,000
<b>Total current liabilities</b>	<u>57,361</u>	<u>86,335,666</u>	<u>-</u>	<u>86,335,666</u>
<b>Noncurrent liabilities</b>				
Compensated absences	6,849	-	-	-
Net pension liability	85,698	-	888,148	888,148
<b>Total noncurrent liabilities</b>	<u>92,547</u>	<u>-</u>	<u>888,148</u>	<u>888,148</u>
<b>Total liabilities</b>	<u>149,908</u>	<u>86,335,666</u>	<u>888,148</u>	<u>87,223,814</u>
<b>DEFERRED INFLOWS OF RESOURCES</b>				
Deferred inflows of resources related to pension	49,731	-	515,398	515,398
<b>FUND BALANCES/NET POSITION</b>				
<b>Fund balance</b>				
Nonspendable for:				
Prepaid expenses		387,056		
Committed				
CalPERS unfunded termination liability		6,347,036		
Assigned:				
Capital project fund		<u>7,273,427</u>		
<b>Total fund balance</b>		<u>14,007,519</u>		
<b>Total liabilities, deferred inflows of resources and fund balance</b>		<u>\$ 100,343,185</u>		
<b>Net position</b>				
Invested in capital assets	-		12,335	12,335
Restricted	110,358		-	-
Unrestricted	<u>705,322</u>		<u>810,502</u>	<u>14,818,021</u>
<b>Total net position</b>	<u>\$ 815,680</u>		<u>\$ 822,837</u>	<u>\$ 14,830,356</u>

See notes to financial statements.

**San Gabriel Valley Council of Governments**  
**Statement of Governmental Fund Revenues, Expenditures and Changes in Fund Balance /**  
**Statement of Activities**  
**Year ended June 30, 2017**

Functions/Programs	Expenses	Indirect Expense Allocation	Program Revenues			Primary Government Business-type Activities	Component Unit		Net (Expense) Revenue and Changes in Net Position
			Charges for Services	Operating Grants and Contributions	Capital Grants and Contributions	Net (Expense) Revenue and Changes in Net Position	Deficiency of Revenues over Expenditures	Adjustments	
<b>Primary government:</b>									
<b>Business-type activities:</b>									
General government	\$ 738,108	\$ -	\$ 564,716	\$ -	\$ -	\$ (173,392)			
Transportation	105,832	-	180,394	-	-	74,562			
Los Angeles County Metropolitan Transportation Authority	-	-	-	90,844	-	90,844			
California Energy Efficiency Strategic Plan Implementation	44,291	-	-	44,291	-	-			
Southern California - Energywise	267,726	-	-	267,726	-	-			
Others	-	-	-	26,753	-	26,753			
<b>Total business-type activities</b>	<b>\$ 1,155,957</b>	<b>\$ -</b>	<b>\$ 745,110</b>	<b>\$ 429,614</b>	<b>\$ -</b>	<b>18,767</b>			
<b>Component unit:</b>									
Project expenses	\$ 101,105,289	\$ 3,478,455	\$ -	\$ -	\$ 104,583,744	\$ -	\$ 1,459,387	\$ 1,459,387	
Financing expense	1,129,119	-	-	-	-	(1,129,119)	-	(1,129,119)	
<b>Total component unit</b>	<b>\$ 102,234,408</b>	<b>\$ 3,478,455</b>	<b>\$ -</b>	<b>\$ -</b>	<b>\$ 104,583,744</b>	<b>(1,129,119)</b>	<b>1,459,387</b>	<b>330,268</b>	
<b>General revenues:</b>									
Interest and other income						1,818	597,423	-	597,423
<b>Change in net position</b>						20,585	(531,696)	1,459,387	927,691
<b>Fund balance/Net position, beginning of year</b>						795,095	14,539,215	(636,550)	13,902,665
<b>Fund balance/Net position, end of year</b>						<b>\$ 815,680</b>	<b>\$ 14,007,519</b>	<b>\$ 822,837</b>	<b>\$ 14,830,356</b>

See notes to financial statements.

**San Gabriel Valley Council of Governments**  
**Statement of Cash Flows**  
**Year ended June 30, 2017**

---

**Cash flows from operating activities**

Cash receipts from cities	\$	696,751
Cash receipts from all other services		536,203
Cash paid for operating expenses		(599,304)
Cash paid for employee compensation and related costs		(574,914)
<b>Net cash provided by operating activities</b>		<u>58,736</u>

**Cash flows from investing activities**

Cash receipts from interest		1,600
<b>Cash provided by investing activities</b>		<u>1,600</u>
<b>Change in cash and cash equivalents</b>		60,336
<b>Cash and cash equivalents - beginning of year</b>		<u>704,507</u>
<b>Cash and cash equivalents - end of year</b>	\$	<u><u>764,843</u></u>

Reconciliation of operating income to net cash provided by operating activities:

Operating income	\$	18,767
Adjustment to reconcile operating income to net cash provided by operating activities:		
Changes in operating assets and liabilities:		
Member dues receivable		800
Other receivables		44,391
Grants receivable		62,198
Prepaid expenses		2,275
Deferred outflows of resources		(100,641)
Accounts payable and accrued expenses		(57,763)
Unearned revenues		(49,159)
Compensated absences		24,610
Net pension liability		87,105
Deferred inflows of resources		26,153
<b>Net cash provided by operating activities</b>	\$	<u><u>58,736</u></u>

*See notes to financial statements.*

**NOTE 1      SUMMARY OF SIGNIFICANT POLICIES**

**Organization and activities**

The San Gabriel Valley Council of Governments (the "SGVCOG") was created effective March 17, 1994 by a Joint Powers Agreement (JPA) among various San Gabriel Valley cities to promote cooperation, exchange ideas, coordinate regional government programs and to provide recommendations and solutions to common problems and to general concern of member governments. It is the immediate successor to the San Gabriel Valley Association of Cities, an unincorporated association. Its members organized the SGVCOG because they recognized a need for a more permanent and formalized structure.

The SGVCOG is supported by contributions from its members and also receives grant funds to conduct regional studies on Transportation, Air Quality, Environmental Matters, as a sub-grantee of other governmental entities. The SGVCOG is a non-profit California Public Agency and it is tax exempt.

**Reporting entity**

The accompanying financial statements present the SGVCOG (the primary government) and its component unit, the Alameda Corridor - East Construction Authority (ACE). As defined by GASB Statement No. 14, component units are legally separate entities that are included in the primary government's reporting entity because of the significance of their operating or financial relationships with the primary government. SGVCOG and its component unit are together referred to herein as the *reporting entity*.

ACE is a single purpose construction authority created by the SGVCOG in 1998 to mitigate the effects of increasing Union Pacific Railroad train traffic in the San Gabriel Valley. ACE does not meet the criteria for a blended component because it is a legally separate entity having its own set of Board of Directors, independent of SGVCOG's Governing Board. ACE's Board is responsible for approving its own budget and accounting and finance related activities. SGVCOG has no fiscal responsibility over ACE and there is no financial burden or benefit relationship between the two entities. Accordingly, ACE is reported as a discretely presented component unit in a separate column in the government-wide financial statements to emphasize that it is legally separate from the SGVCOG. Separate financial statements for ACE are issued.

**Government-wide and fund financial statements**

The government-wide financial statements (i.e., the statement of net position and the statement of activities) report information about the primary government (the SGVCOG) and its discretely presented component unit (ACE). The financial statements are prepared using the accrual basis of accounting.

**NOTE 1      SUMMARY OF SIGNIFICANT POLICIES (CONTINUED)**

**Measurement focus, basis of accounting and financial statement presentation**

The government-wide and proprietary fund financial statements are reported using the *economic resources measurement focus* and the *accrual basis of accounting*. The Statement of Activities presents changes in Net Position. (This is equivalent to an Income and Changes in Equity Statement in private sector companies.) Revenues are recorded when earned and expenses are recognized at the time of the causal event.

Governmental fund financial statements are reported using the *current financial resources measurement focus* and the *modified accrual basis of accounting*. ACE recognizes reimbursements from grants as revenues to the extent reimbursing obligations are earned on or before June 30, 2017 and are therefore the same under both modified accrual and full accrual basis. Major interest bearing debt is short-term in nature so there is no difference relating to accrued interest owed.

Based upon the nature of the operations of ACE, only a capital projects fund is utilized (a governmental fund type). Amounts reflected in the adjustment column in the financial statements of ACE represents capital assets and construction in progress (less due to member cities and Union Pacific Railroad) used in governmental activities that are not current financial resources and therefore are not reported as assets in the governmental fund balance and the related depreciation expense on the capital assets reported in the government-wide statement of activities that do not require the use of current financial resources and therefore not reported as an expenditure in the governmental funds.

**Description of funds**

Proprietary Funds

The focus of proprietary fund measurement is upon determination of operating income, changes in net position, financial position, and cash flows. The generally accepted accounting principles applicable are those similar to businesses in the private sector. The following are revenue components of the SGVCOG:

California Energy Efficiency Strategic Plan Implementation - Funds for the implementation of certain energy efficiency programs under the Decision 09-09-47 and 12-11-015 of the California Public Utilities Commission including the Energy Leader Partnership Program.

Energywise - Funds to implement a program to reduce energy usage in the region by providing enhanced rebates for installing energy efficiency measures in municipal facilities, technical assistance, and various training and educational opportunities.

**NOTE 1      SUMMARY OF SIGNIFICANT POLICIES (CONTINUED)**

**Description of funds (Continued)**

Governmental Fund

Capital Projects Fund - Accounts for the activity of obtaining support from governmental groups, determining funding and specifications for structures needed and to fund the contracts for the grade crossing improvements. This fund accounts for all of the activities of ACE.

**Fund balance reporting**

Governmental Accounting Standards Board (GASB) Statement No. 54, *Fund Balance Reporting and Governmental Fund Type Definitions*, establishes the following fund balance classifications that comprise a hierarchy based primarily on the extent to which a government is bound to observe constraints imposed upon the use of the resources reported in governmental funds:

Nonspendable fund balance includes amounts that cannot be spent because they are either (a) not in spendable form or (b) legally or contractually required to be maintained intact. Examples are inventories, prepaid expenses, long-term receivables, or non-financial assets held for resale unless the proceeds are restricted, committed or assigned.

Restricted fund balance includes resources that are subject to externally enforceable legal restrictions. It includes amounts that can be spent only for the specific purposes stipulated by constitution, external resource providers, or through enabling legislation.

Committed fund balance includes amounts that can be used only for the specific purposes determined by a formal action of the highest level of decision-making authority (Board of Directors).

Assigned fund balance consists of funds that are set aside for specific purposes by ACE Construction Authority's highest level of decision making authority or a body or official that has been given the authority to assign funds. Assigned funds cannot cause a deficit in unassigned fund balance.

Unassigned fund balance is the residual classification for ACE's general fund and includes all spendable amounts not contained in the other classifications. This category also provides the resources necessary to meet unexpected expenditures and revenue shortfalls.

**NOTE 1      SUMMARY OF SIGNIFICANT POLICIES (CONTINUED)**

**Fund balance reporting (Continued)**

The Board of Directors, as ACE's highest level of decision-making authority, may commit fund balance for specific purposes pursuant to constraints imposed by formal actions taken. Committed amounts cannot be used for any other purpose unless the Board of Directors removes or changes the specific use through the same type of formal action taken to establish the commitment. The ACE Board of Directors committed \$6,347,036 of its fund balance for CalPERS unfunded termination liability as of June 30, 2017.

The Board of Directors delegates the authority to assign fund balance to the Chief Executive Officer for purposes of reporting in the annual financial statements.

ACE considers the restricted fund balances to have been spent when expenditure is incurred for purposes for which both unrestricted and restricted fund balance is available. ACE considers unrestricted fund balances to have been spent when an expenditure is incurred for purposes for which amounts in any of the unrestricted classifications of fund balance could be used. When expenditures are incurred for purposes for which amounts in any of the unrestricted fund balance classifications could be used, it is the policy of ACE to reduce the committed amounts first, followed by assigned amounts, and then unassigned amounts.

**Budgetary reporting**

It is the ACE's policy not to start any phase of a project (i.e., design, right-of-way acquisition, or construction), unless there are sufficient funds to complete that phase. All project related expenses are reimbursable from existing grants and, as such, budgeted revenues are not budgeted separately, but derived from budgeted expenditures.

**Cash and investments**

The SGVCOG considers money market funds and all equivalent liquid debt instruments purchased with a maturity of three months or less to be cash equivalents. Deposits with the State of California's Local Agency Investment Fund (LAIF) Operating Fund and the bond portfolio managed by Citizens' Business Bank are considered cash equivalents.



**NOTE 1      SUMMARY OF SIGNIFICANT POLICIES (CONTINUED)**

**Grants receivable**

Grants receivable relate to expense reimbursements due from governmental and other agencies and are expected to be fully collectible. Accordingly, an allowance for doubtful accounts is not provided.

**Grant revenues and expenditures**

All grants agreements are between the SGVCOG and the granting authority. ACE has been given authority to obtain and administer funding in the name of SGVCOG. The Los Angeles County Metropolitan Transportation Authority (Metro) grant was in existence when ACE was created and all subsequent grants therefore are administered by ACE.

To-date, all grants with the exception of the Union Pacific Rail Road (UPRR) contributions are, and are anticipated to be in the future, cost reimbursable. That is, ACE must first expend the money and then bill for reimbursement from the grantors.

**Capital assets - leasehold improvements and equipment**

Equipment and other improvements that can be capitalized in the government-wide financial statements are recorded as expenditures in the Capital Projects Fund. The threshold for capitalization is \$5,000 in accordance with federal guidelines. On the government-wide financial statements such items that meet the capitalized threshold are recorded as capital assets and are depreciated based upon their estimated useful lives on a straight-line basis. Useful lives of assets categories are as follows:

Leasehold improvements	10 years
Office furniture	10 years
Computer, office and telephone equipment	5 years

**Pension**

SGVCOG and ACE adopted GASB Statement No, 68, *Accounting and Financial Reporting for Pensions* during the fiscal year ended June 30, 2015. For purposes of measuring the net pension liability and deferred outflows/inflows of resources related to pensions, and pension expense, information about the fiduciary net position of SGVCOG's California Public Employees' Retirement System (CalPERS) plan (Plan) and additions to/deductions from the Plan's fiduciary net position have been determined on the same basis as they are reported by CalPERS. For this purpose, benefit payments (including refunds of employee contributions) are recognized when due and payable in accordance with the benefit terms. Investments are reported at fair value.

**NOTE 1      SUMMARY OF SIGNIFICANT POLICIES (CONTINUED)**

**Use of estimates**

The process of presenting financial information requires the use of estimates and assumptions regarding certain assets and liabilities and their related income and expense items. Grant reimbursements and construction costs are especially vulnerable to such assumptions and accordingly actual results may differ from estimated amounts.

**Property held for sale**

The property held for sale is recorded at the lower of acquisition cost or estimated net realizable value. At June 30, 2017, property held for resale was \$4,260,128.

**NOTE 2      CASH AND INVESTMENTS**

Cash and cash equivalents as of June 30, 2017 are as follows:

Primary government:

Deposits with financial institution	\$	534,924
Short-term investments		229,919
Total cash and investments	\$	764,843

Component unit:

Cash in bank	\$	2,713,338
Pooled funds		1,593,497
Money market funds		12,696,181
Investments		30,734,787
Total cash and investments	\$	47,737,803

**Investments Authorized by the California Government Code and San Gabriel Valley Council of Governments and its component unit's Investment Policy**

The table below identifies the investment types that are authorized for the *reporting entity* by the California Government Code (or *reporting entity's* investment policy, where more restrictive). The table also identifies certain provisions of the California Government Code (or *reporting entity's* investment policy, where more restrictive) that address interest rate risk, credit risk, and concentration of credit risk.

**NOTE 2 CASH AND INVESTMENTS (CONTINUED)**

Primary government and component unit:

<u>Authorized Investment Type</u>	<u>Maximum Maturity</u>	<u>Maximum Percentage of Portfolio</u>	<u>Maximum Investment in One Issuer</u>
U.S. Treasury Notes	5 years	100%	None
Treasury Notes of the State of California	5 years	25%	None
Indebtness of Any Local Agency within CA	5 years	25%	None
U.S. Government Agencies	5 years	50%	15%
Banker's Acceptances	180 days	40%	10%
Commercial Paper	270 days	10%	10%
Negotiable Certificates of Deposit	5 years	30%	10%
Repurchase Agreements	90 days	20%	None
Medium-Term Notes	5 years	30%	10%
Shares of Beneficial Interest Issued by Diversified Companies Registered with the SEC	None	20%	10%
State of CA Local Agency Investment Fund (LAIF)	None	None	None
Mortgage-backed Securities	5 years	15%	None

**Investments Authorized by Debt Agreements**

Investment of debt proceeds held by bond trustees are governed by provisions of the debt agreements, rather than the general provisions of the California Government Code or the reporting entity's investment policy.

The table below identifies the investment types that are authorized for investments held by bond trustee. The table also identifies certain provisions of these debt agreements that address interest rate risk, credit risk, and concentration of credit risk.

<u>Authorized Investment Type</u>	<u>Maximum Maturity</u>	<u>Maximum Percentage Allowed in</u>	<u>Maximum Investment One Issuer</u>
U.S. Government Agencies	5 years	42%	15%
Medium-term Notes (Corporate Bonds)	5 years	28%	10%
Mortgage-backed Securities	5 years	7%	None
Certificate of Deposits	5 years	13%	10%
Money Market Funds	None	2%	None
State's Local Agency Investment Fund (LAIF)	None	5%	None
Municipals	None	2%	None

**NOTE 2 CASH AND INVESTMENTS (CONTINUED)**

**Disclosures Relating to Interest Rate Risk**

Interest rate risk is the risk that changes in market interest rates will adversely affect the fair value of an investment. Generally, the longer the maturity of an investment the greater the sensitivity of its fair value to changes in market interest rates. One of the ways that the *reporting entity* manages its exposure to interest rate risk is by purchasing a combination of shorter-term and longer-term investments and by timing cash flows from maturities so that a portion of the portfolio is maturing or coming close to maturity over time as necessary to provide the cash flow and liquidity needed for operations.

Information about the sensitivity of the fair values of the *reporting entity's* investments to market interest rate fluctuations is provided by the following table that shows the distribution of the *reporting entity's* investments by maturity.

Primary government:

Investment Type	Remaining maturity in months	
	Total	12 Months or less
LAIF	\$ 229,919	\$ 229,919
Total	\$ 229,919	\$ 229,919

Component unit:

Investment Type	Remaining maturity in months			
	Total	12 Months or less	13 to 24 Months	25 to 60 Months
LAIF	\$ 1,593,497	\$ 1,517,010	\$ 46,211	\$ 30,276
Money market funds	12,696,181	12,696,181	-	-
Fidelity government portfolio	744,080	744,080	-	-
Government agencies	13,630,070	-	-	13,630,070
Certificates of deposit	4,337,044	-	-	4,337,044
Corporate bonds	9,273,853	-	-	9,273,853
Government mortgages	2,026,852	-	-	2,026,852
Municipals	722,888	-	-	722,888
Total	\$ 45,024,465	\$ 14,957,271	\$ 46,211	\$ 30,020,983

**Investment with Fair Values Highly Sensitive to Interest Rate Fluctuations**

The SGVCOG and its component unit have no investments that are highly sensitive to interest rate fluctuations (to a greater degree than already indicated in the information provided above).

**NOTE 2 CASH AND INVESTMENTS (CONTINUED)**

**Credit Risk**

Generally, credit risk is the risk that an issuer of an investment will not fulfill its obligation to the holder of the investment. This is measured by the assignment of a rating by a nationally recognized statistical rating organization. Presented below is the minimum rating required by (where applicable) the California Government Code, *reporting entity's* investment policy, or debt agreements, and the actual rating as of year-end for each investment type.

Primary government:

Investment Type	Minimum Legal Rating	Exempt from Disclosure	Rating as of Year End		
			AAA	AA	Not Rated
LAIF	\$ 229,919	N/A	\$ -	\$ -	\$ 229,919
Total	\$ 229,919		\$ -	\$ -	\$ 229,919

Component unit:

Investment Type	Minimum Legal Rating	Rating as of Year End			
		AAA	AA	A	Not rated
LAIF	\$ 1,593,497	N/A	\$ -	\$ -	\$ 1,593,497
Money market funds	12,696,181	A	12,696,181	-	-
Fidelity government portfolio	744,080	N/A	-	-	744,080
Government agencies	13,630,070	A	-	13,630,070	-
Certificates of deposit	4,337,044	N/A	-	-	4,337,044
Corporate bonds	9,273,853	A	-	9,273,853	-
Government mortgages	2,026,852	A	-	2,026,852	-
Municipals	722,888	A	258,310	-	464,578
Total	\$ 45,024,465		\$ 12,954,491	\$ 15,656,922	\$ 9,738,431
			\$ -	\$ -	\$ 6,674,621

**Concentrations of Credit Risk**

The investment policy of the SGVCOG and ACE contains no limitations on the amount that can be invested in any one issuer beyond that stipulated by the California Government Code. As of June 30, 2017, the SGVCOG and its component unit have no investments in any one issuer (other than U.S. Treasury securities, mutual funds, and external investment pools) that represent 5% or more of total SGVCOG and its component unit's investments.

**NOTE 2 CASH AND INVESTMENTS (CONTINUED)**

**Custodial Credit Risk**

Custodial credit risk for deposits is the risk that, in the event of the failure of a depository financial institution, a government will not be able to recover its deposits or will not be able to recover collateral securities that are in the possession of an outside party. The custodial credit risk for investments is the risk that in the event of the failure of the counterparty (e.g., broker-dealer) to a transaction a government will not be able to recover the value of its investment or collateral securities that are in the possession of another party.

The California Government Code and the *reporting entity's* investment policy do not contain legal or policy requirements that would limit the exposure to custodial credit risk for deposits or investments, other than the following provision for deposits: The California Government Code requires that a financial institution secure deposits made by State or local governmental units by pledging securities in an undivided collateral pool held by a depository regulated under State law (unless so waived by the governmental unit). The market value of the pledged securities in the collateral pool must equal at least 110% of the total amount deposited by the public agencies. California law also allows financial institutions to secure local government units' deposits by pledging first trust deed mortgage notes having a value of 150% of the secured public deposits. As of June 30, 2017, the SGVCOG's cash in bank balances of \$556,461 exceeded the \$250,000 deposit insurance of the Federal Deposit Insurance Corporation (FDIC) by \$306,461. ACE's deposit of \$15,447,370 with financial institutions is in excess of federal depository insurance limits but are held in collateralized accounts.

The SGVCOG and ACE are voluntary participants in the Local Agency Investment Fund (LAIF) that is regulated by the California Government Code under the oversight of the Treasurer of the State of California. At June 30, 2017, the total market value of LAIF, including accrued interest was approximately \$77.617 billion.

The fair value of the SGVCOG's investment in this pool is \$229,675 at June 30, 2017 based upon the SGVCOG's pro-rata share of the fair value provided by LAIF for the entire LAIF portfolio (in relation to the amortized cost of the portfolio). LAIF's (and the SGVCOG's) exposure to risk (credit, market or legal) is not currently available.

The fair value of ACE's investment in this pool is \$1,593,497 at June 30, 2017 based upon ACE's pro-rata share of the fair value provided by LAIF for the entire LAIF portfolio (in relation to the amortized cost of the portfolio). LAIF's (and ACE's) exposure to risk (credit, market or legal) is not currently available.

**NOTE 2 CASH AND INVESTMENTS (CONTINUED)**

As of June 30, 2017, the following investment types were held by the same broker-dealer (counterparty) that was used by ACE to buy the securities:

<u>Investment Type</u>	<u>Reported Amount</u>
Money Market Funds	\$ <u>12,696,181</u>

**NOTE 3 LEASEHOLD IMPROVEMENTS AND EQUIPMENT**

The leasehold improvement and equipment of the component unit are recorded at cost and consist of the following:

	<u>Balance June 30, 2016</u>	<u>Additions</u>	<u>Deletions</u>	<u>Balance June 30, 2017</u>
Cost:				
Leasehold Improvements	\$ 19,762	\$ -	\$ -	\$ 19,762
Computer Equipment:				
Hardware	214,141	-	-	214,141
Software	114,483	-	-	114,483
Website	3,393	-	-	3,393
Telephone Equipment	12,086	-	-	12,086
Office Furniture	31,972	-	-	31,972
Total cost	<u>395,837</u>	<u>-</u>	<u>-</u>	<u>395,837</u>
Less accumulated depreciation for:				
Leasehold Improvements	19,762	-	-	19,762
Computer Equipment:				
Hardware	191,416	10,830	-	202,246
Software	112,285	1,758	-	114,043
Website	3,393	-	-	3,393
Telephone Equipment	12,086	-	-	12,086
Office Furniture	31,972	-	-	31,972
Total accumulated depreciation	<u>370,914</u>	<u>12,588</u>	<u>-</u>	<u>383,502</u>
Capital assets, net	<u>\$ 24,923</u>	<u>\$ (12,588)</u>	<u>\$ -</u>	<u>\$ 12,335</u>

Depreciation expense included in indirect expenses for the year ended June 30, 2017 amounted to \$12,588.

**NOTE 4 RECEIVABLES**

Receivables of the component unit as of June 30, 2017, as shown in the government-wide financial statements, in the aggregate, including retention, are as follows:

<b>Receivables</b>		<b>Amount</b>
Grants	\$	14,383,963
Notes		150,000
Unbilled		31,530,596
Retention		873,136
Interest		3,670
	\$	46,941,365

**NOTE 5 METRO PROMISSORY NOTE PAYABLE**

In June 2013, ACE entered into a promissory note to borrow up to \$45,000,000, in variable rate, from the Metro to be used as working capital. The note payable balance outstanding at June 30, 2017 amounted to \$45,000,000. Interest rates vary according to market conditions and have ranged from 1.26% to 1.60%. Proceeds from the note payable have been used to pay for construction activities.

The principal amount of the loan is to be used as working capital pursuant to the terms of the *Alameda Corridor East Phase II Grade Separations Master Funding Agreement* ("Master Agreement"), dated June 14, 2013. Except as otherwise provided in the Master Agreement and the promissory note, including, but not limited to, Metro's right to set off against the Measure R and/or Proposition C funds reimbursement due borrower, the entire unpaid balance of the working capital loan, all accrued and outstanding CP costs and any fees are unsecured and due on September 9, 2023, ten years after the first drawdown date. Because this is a revolving construction fund provided by Metro to facilitate the payment to the project contractors of ACE, this loan is not considered as a long-term debt.

**NOTE 6 GRANT ACCOUNTING**

During the year ended June 30, 2017, ACE was the recipient, primarily from the Federal Department of Transportation through the California Department of Transportation (Caltrans), of cost reimbursement type grants. There were also California transportation programs paid through Caltrans. Local share was received from Metro. All of these grants are expenditure driven; funds must be expended before reimbursement is received. Certain amounts have been held back by the grantor agency pending completion of certain phases of contracted work and some costs incurred are subject to disallowance.



**NOTE 6 GRANT ACCOUNTING (CONTINUED)**

Receivable amounts at June 30, 2017, are shown net of disallowed costs. CalTRANS approved, under Uniform Guidance Section 2 CFR 200.516, an indirect overhead allocation formula of 157.2% of total direct salaries and fringe benefit costs. Indirect costs incurred in the fiscal year ended June 30, 2017 were \$3,108,165.

**NOTE 7 ADMINISTRATIVE EXPENSES**

The following were the administrative expenses of the primary government for the year ended June 30, 2017:

Administrative Expenses	Amount
Salaries & wages	\$ 264,533
Fringe benefits - allocated	90,244
Rent - other	45,648
Utilities	3,366
Postage	737
Office supplies	2,297
Printing/publications	7,171
Insurance	3,767
Dues and subscriptions	1,246
Meetings/travel	21,453
Administrative fees	2,743
Office expense	6,191
Storage	1,803
Equipment and soft acquisition	3,844
Webpage/software services	1,631
General assembly expense	11,815
Grant writing services	47,041
Professional services	190,940
Legal	31,638
	\$ 738,108

**NOTE 8 RELATED PARTY TRANSACTIONS**

The ACE billed SGVCOG a total of \$95,928 for transportation technical support, administrative and accounting support, and travel expenses.

**NOTE 9      EMPLOYEE BENEFIT PLAN**

**A. General Information about the Pension Plans**

***Plan Description***

SGVCOG's employee benefit plan was assigned to its component unit, ACE. SGVCOG does not have employees enrolled under the Classic Plan and currently represent 85% share of the PEPRA Plan.

All qualified permanent and probationary employees are eligible to participate in ACE's Miscellaneous Employee Pension Plan, a cost-sharing multiple employer defined benefit pension plan administered by the California Public Employees' Retirement System (CalPERS). Benefit provisions under the Plan are established by State statute and ACE resolution. CalPERS issues publicly available reports that include a full description of the pension plan regarding benefit provisions, assumptions and membership information that can be found on the CalPERS website.

Classic participants (defined as eligible participants prior to January 1, 2013) are required to contribute 7% of their annual covered salary. New participants (defined as eligible employees brought into CalPERS membership for the first time on or after January 1, 2013 PEPRA) contribute at least half the normal cost rate as determined by CalPERS. ACE contributes the remaining amounts necessary to fund the benefits for its employees, using the actuarial basis adopted by the CalPERS Board of Administration.

***Benefits Provided***

CalPERS provides service retirement and disability benefits, annual cost of living adjustments and death benefits to plan members, who must be public employees and beneficiaries. Benefits are based on years of credited service, equal to one year of full time employment. Members with five years of total service are eligible to retire at age 50 with statutorily reduced benefits. All members are eligible for non-duty disability benefits after 10 years of service. The death benefit is one of the following: the Basic Death Benefit, the 1957 Survivor Benefit, or the Optional Settlement 2W Death Benefit. The cost of living adjustments for each plan are applied as specified by the Public Employees' Retirement Law.

**NOTE 9 EMPLOYEE BENEFIT PLAN (CONTINUED)**

The Plan's provisions and benefits in effect at June 30, 2017, are summarized as follows:

	<b>Miscellaneous Plan</b>	
	<u>Classic</u>	<u>PEPRA</u>
	Prior to	On or after
	Jan. 1, 2013	Jan. 1, 2013
Hire date	Jan. 1, 2013	Jan. 1, 2013
Benefit formula	2% @ 55	2% @ 62
Benefit vesting schedule	5 years service	5 years service
Benefit payments	monthly for life	monthly for life
Retirement age	50 - 55	52 - 67
Monthly benefits , as a % of eligible compensation	2.0% to 2.7%	1.0% to 2.5%
Required employee contribution rates	7.00%	6.25%
Required employer contribution rates	8.38%	6.25%

**Contributions**

Section 20814(c) of the California Public Employees' Retirement Law requires that the employer contribution rates for all public employers be determined on an annual basis by the actuary and shall be effective on the July 1 following notice of a change in the rate. Funding contributions for both Plans are determined annually on an actuarial basis as of June 30 by CalPERS. The actuarially determined rate is the estimated amount necessary to finance the costs of benefits earned by employees during the year, with an additional amount to finance any unfunded accrued liability. ACE is required to contribute the difference between the actuarially determined rate and the contribution rate of employees.

For the year ended June 30, 2017, the contributions recognized as part of pension expense for the Plan were as follows:

	<u>Miscellaneous Plan</u>
Contributions - employer	\$ <u>469,362</u>

**B. Pension Liabilities, Pension Expenses and Deferred Outflows/Inflows of Resources Related to Pensions**

As of June 30, 2017, SGVCOG and ACE reported net pension liabilities for their proportionate shares of the net pension liability of the Plan as follows:

	<u>Proportionate Share of Net Pension Liability</u>	
	<u>SGVCOG</u>	<u>ACE</u>
Miscellaneous Plan	\$ <u>85,698</u>	\$ <u>888,148</u>

**NOTE 9      EMPLOYEE BENEFIT PLAN (CONTINUED)**

The net pension liability (asset) for the Plan is measured as the proportionate share of the net pension liability (asset). The net pension liability (asset) of the Plan is measured as of June 30, 2016, and the total pension liability for the Plan used to calculate the net pension liability was determined by an actuarial valuation as of June 30, 2015 rolled forward to June 30, 2016 using standard update procedures. SGVCOG's and ACE's proportion of the net pension liability was based on a projection of its long-term share of contributions to the pension plan relative to the projected contributions of all participating employers, actuarially determined.

Effective for measurement period 2015, CalPERS provides the GASB Statement No. 68 Accounting Valuation Report for the miscellaneous risk pool and allocation methodology to be used by participants in the risk pool. The schedules of employer allocation include three ratios. It includes allocation for the Total Pension Liability, Plan Fiduciary Net Position and all other pension amounts (e.g. deferred outflows/inflows of resources and pension expense). The Total Pension Liability is allocated based on the Actuarial Accrued Liability from the most recent Actuarial Valuation Report as of June 30, 2015 used for funding purposes. The Plan Fiduciary Net Position is allocated based on the sum of the Plan's Market Value of Assets from the most recent Actuarial Valuation as of June 30, 2015 used for funding purposes plus supplemental payments made by employers during the current measurement period to reduce their unfunded actuarial accrued liabilities. All other pension amounts (deferred outflows/inflows of resources and pension expense) are allocated based on the legally or statutorily required employer contributions for the fiscal year ended June 30, 2016, including reported contribution adjustments and suspended payroll information.

The SGVCOG's and ACE's proportionate share for pension items as provided by CalPERS are as follows:

	2017
	<u>Miscellaneous</u>
Total pension liability	0.0005212
Plan fiduciary net position	0.0005978
All other pension amounts (deferred outflows/inflows of resources and pension expense)	0.0007990

**NOTE 9      EMPLOYEE BENEFIT PLAN (CONTINUED)**

At June 30, 2017, SGVCOG and ACE reported deferred outflows of resources and deferred inflows of resources related to pensions from the following sources:

	Miscellaneous Plan			
	SGVCOG		ACE	
	Deferred Outflows of Resources	Deferred Inflows of Resources	Deferred Outflows of Resources	Deferred Inflows of Resources
Pension contributions subsequent to measurement date	\$ 66,429	\$ -	\$ 1,360,867	\$ -
Differences between actual and expected experience	1,155	(195)	11,970	(2,024)
Changes in assumption	-	(10,927)	-	(113,244)
Changes in proportions	-	(2,602)	-	(26,968)
Differences in employer's proportion	4,677	(32,271)	48,468	(334,448)
Differences between the employer's contribution and the employer's proportionate share of contributions	15,701	(3,736)	162,724	(38,714)
Net differences between projected and actual earnings on pension plan investments	60,791	-	630,019	-
	\$ 148,753	\$ (49,731)	\$ 2,214,048	\$ (515,398)

SGVCOG and ACE reported \$66,429 and \$1,360,867, respectively, as deferred outflows of resources related to contributions subsequent to the measurement date that will be recognized as a reduction of the net pension liability in the year ending June 30, 2018.

**NOTE 9 EMPLOYEE BENEFIT PLAN (CONTINUED)**

Other amounts reported as deferred outflows of resources and deferred inflows of resources related to pensions will be recognized as pension expense as follows:

Year ending June 30	SGVCOG	ACE
2018	\$ 2,217	\$ 22,978
2019	2,857	29,608
2020	16,651	172,562
2021	10,868	112,635

**Actuarial Assumptions**

The total pension liabilities in the June 30, 2015 actuarial valuations were determined using the following actuarial assumptions:

	Miscellaneous
Valuation Date	June 30, 2015
Measurement Date	June 30, 2016
Actuarial Cost Method	Entry-Age Normal Cost Method
<b>Actuarial Assumptions:</b>	
Discount Rate	7.65%
Inflation	2.75%
Payroll Growth	3.00%
Projected Salary Increase	(1)
Investment Rate of Return	7.5% (2)
Mortality	(3)
Post-Retirement Benefit Increase	(4)

(1) Varies by entry age and service

(2) Net of pension plan investment and administrative expenses, including inflation

(3) Derived using CalPERS' Membership Data for all funds

(4) Contract COLA up to 2.75% until Purchasing Power Protection Allowance Floor on Purchasing Power applies, 2.75% thereafter

The underlying mortality assumptions and all other actuarial assumptions used in the June 30, 2015 valuation were based on the results of a January 2015 actuarial experience study for the period 1997 to 2011. Further details of the Experience Study can be found on the CalPERS website.

**NOTE 9      EMPLOYEE BENEFIT PLAN (CONTINUED)**

***Discount Rate***

The discount rate used to measure the total pension liability was 7.65 percent. To determine whether the municipal bond rate should be used in the calculation of a discount rate for each plan, CalPERS stress tested plans that would most likely result in a discount rate that would be different from the actuarially assumed discount rate. Based on the testing, none of the tested plans run out of assets. Therefore, the current 7.65 percent discount rate is adequate and the use of the municipal bond rate calculation is not necessary. The long term expected discount rate of 7.65 percent will be applied to all plans in the Public Employees Retirement Fund (PERF). The stress test results are presented in a detailed report that can be obtained from the CalPERS website.

The long-term expected rate of return on pension plan investments was determined using a building-block method in which best-estimate ranges of expected future real rates of return (expected returns, net of pension plan investment expense and inflation) are developed for each major asset class.

The table below reflects the long-term expected real rate of return by asset class. The rate of return was calculated using the capital market assumptions applied to determine the discount rate and asset allocation. These rates of return are net of administrative expenses.

<u>Asset Class</u>	New Strategic Allocation	Real Return Years 1 - 10 <sup>(a)</sup>	Real Return Years 11+ <sup>(b)</sup>
Global Equity	51%	5.25%	5.71%
Global Fixed Income	20%	0.99%	2.43%
Inflation Sensitive	6%	0.45%	3.36%
Private Equity	10%	6.83%	6.95%
Real Estate	10%	4.50%	5.13%
Infrastructure and Forestland	2%	4.50%	5.09%
Liquidity	1%	-0.55%	-1.05%
Total	<u>100%</u>		

<sup>(a)</sup> An expected inflation of 2.5% used for this period.

<sup>(b)</sup> An expected inflation of 3.0% used for this period.

**NOTE 9      EMPLOYEE BENEFIT PLAN (CONTINUED)**

***Sensitivity of the Proportionate Share of the Net Pension Liability to Changes in the Discount Rate***

The following presents SGVCOG's and ACE's proportionate share of the net pension liability for the Plan, calculated using the discount rate for the Plan, as well as what its proportionate share of the net pension liability would be if it were calculated using a discount rate that is 1-percentage point lower or 1-percentage point higher than the current rate:

	<b>Miscellaenous Plan</b>	
	<b>SGVCOG</b>	<b>ACE</b>
1% Decrease	6.65%	6.65%
Net Pension Liability	\$ 174,601	\$ 1,809,504
Current Discount Rate	7.65%	7.65%
Net Pension Liability	\$ 85,698	\$ 888,148
1% Increase	8.65%	8.65%
Net Pension Liability	\$ 12,225	\$ 126,693

**C. Pension Plan Fiduciary Net Position**

Detailed information about the pension plan's fiduciary net position is available in the separately issued CalPERS financial reports.

**D. Payable to the Pension Plan**

At June 30, 2017, SGVCOG and ACE did not have outstanding amount of contributions to the pension plan required for the year ended June 30, 2017.

**Other Postemployment Benefits**

SGVCOG and ACE did not incur any other liabilities during the year 2017 related to other postemployment benefits.



**NOTE 9      EMPLOYEE BENEFIT PLAN (CONTINUED)**

**Deferred Compensation Plan**

ACE has entered into a salary reduction deferred compensation plan for its employees. The plan allows employees to defer a portion of their current income from state and federal taxation. Employees may withdraw their participation at any time by giving written notice at least a week in advance prior to the effective date of the withdrawal. At June 30, 2017, plan assets totaling \$1,578,809 were held by independent trustees and, as such, are not reflected in the accompanying basic financial statements.

All amounts of compensation deferred under the plans are solely the property and rights of each beneficiary (pursuant to legislative changes effective 1998 to the Internal Revenue Code Section 457, this includes all property and rights purchased and income attributable to these amounts until paid or made available to the employee or other beneficiary).

**NOTE 10      COMMITMENTS AND CONTINGENCIES**

Primary government:

The SGVCOG is involved in claims arising from the normal course of business. After consultation with legal counsel, management estimates that these matters will be resolved without material effect on the SGVCOG's financial position.

The SGVCOG has entered into an office space lease agreement covering the period from January 1, 2013 to December 31, 2017.

Future minimum rental payments including tenant improvements are as follows:

<u>Year ending June 30</u>	<u>Amount</u>
2018	\$ <u>32,936</u>
Total	\$ <u><u>32,936</u></u>

Component unit:

As mentioned in Note 6, ACE receives reimbursement type grants from federal, state and local sources. Certain expenditures are not allowable and not subject to reimbursement. Also, there may be disallowed costs. Management's experience in this regard indicates disallowances, if any, will not be material.

**NOTE 10      COMMITMENTS AND CONTINGENCIES (CONTINUED)**

In the ordinary course of its operations, ACE is the subject of claims and litigations from outside parties. In the opinion of management, there is no pending litigation or unasserted claims, the outcome of which would materially affect ACE's financial position.

ACE leases its office from Metropolitan Life Insurance Company subject to a lease expiring April 30, 2018. The monthly base rent, as defined in the lease agreement, follows:

Period from / to	Monthly Rent	Annual Amount
May 1, 2017 to April 30, 2018	\$ 20,834	\$ 250,009
May 1, 2018 to April 30, 2019 ++	21,188	254,259
May 1, 2019 to April 30, 2020 ++	21,824	261,887
May 1, 2020 to April 30, 2021 ++	22,479	269,743
Total lease commitments	\$	1,035,898

++ Proposed

Escrow Agreements for Contract Retention

Pursuant to contracts entered into between ACE and several of its contractors, funds are deposited with an Escrow Agent. The Escrow Agent holds the fund for the benefit of the contractors until the escrow is terminated. The Escrow Agent, contractor or ACE may terminate this Escrow Agreement, with or without cause, by providing 30 days prior written notice to the other parties. In the event of termination of this Escrow Agreement, all the funds on deposit shall be paid to ACE and any accrued interest less escrow fees shall be paid to the contractor. ACE has recognized expenditures related to contract retention payments totaling \$14,890,552 for the fiscal year ended June 30, 2017. Funds are deposited in several escrow accounts until release to the contractor is authorized.

**NOTE 11      CONSTRUCTION IN PROGRESS AND TRANSFER OF COMPLETED PROJECTS**

Except for minor acquisitions that may be sold by ACE when no longer needed, all of the construction projects, when completed, will be deeded to the UPRR and the cities in which they are located at no cost to the acquirer. At June 30, 2017, \$695,912,451 of costs was accumulated on projects in process and \$463,758,906 had been transferred to UPRR and impacted cities.

Under the modified accrual basis of accounting project expenditures would be reported as expenditures in the year incurred. On the government-wide financial statements conforming to GASB 34 reporting on these transactions presents a challenge. Accumulating those costs as construction in progress (i.e., treated as a cash flow expenditure and not a current year expense) would substantially overstate income while reporting the disposal and expensing the accumulated costs would distort the cost of operations. In both cases, net position would greatly fluctuate, depending on the timing of construction and transfer of the completed projects.

To alleviate this situation, management has elected to record a liability (same amount as the construction in progress) to UPRR and governments likely to be the eventual owner of the improvements/grade separations. This approach will minimize the effects both the acquisition of property for construction and the accumulation of construction costs and their eventual disposal.

**NOTE 12      SUBSEQUENT EVENTS**

The SGVCOG has evaluated events subsequent to June 30, 2017, to assess the need for potential recognition or disclosure in the financial statements. Such events were evaluated through January 31, 2018, the date the financial statements were available to be issued. Based upon this evaluation, there were no subsequent events that require recognition or additional disclosure in the financial statements.

**REQUIRED SUPPLEMENTARY INFORMATION**

**San Gabriel Valley Council of Governments**  
**Schedule of Proportionate Share of the Net Pension Liability**  
**Last Ten Years\***

	June 30, 2017		June 30, 2016		June 30, 2015	
	Miscellaneous Plan		Miscellaneous Plan		Miscellaneous Plan	
	SGVCOG	ACE	SGVCOG	ACE	SGVCOG	ACE
Proportion of the net pension liability	0.02803%	0.02803%	0.000158%	0.04943%	0.00001%	0.01668%
Proportionate share of the net pension liability (asset)	\$ 85,698	\$ 888,148	\$ (1,407)	\$ 834,578	\$ 538	\$ 1,038,163
Covered - employee payroll <sup>(1)</sup>	\$ 250,677	\$ 3,422,438	\$ 164,916	\$ 2,824,589	\$ 155,191	\$ 2,786,268
Proportionate share of the net pension liability as percentage of covered-employee payroll	34.19%	25.95%	-0.85%	29.55%	0.35%	37.26%
Plan's proportionate share of the fiduciary net position as a percentage of the plan's total pension liability	12.98%	12.98%	108.71%	87.61%	83.02%	83.03%
Plan's proportionate share of aggregate employer contributions <sup>(2)</sup>	\$ 243,174	\$ 243,174	\$ 15,076	\$ 393,080	\$ 88	\$ 137,329

**Notes to Schedule**

1. Covered-Employee Payroll represented above is based on pensionable earnings provided by the employer. However, GASB 68 defines covered-employee payroll as the total payroll of employees that are provided pensions through the pension plan. Accordingly, if pensionable earnings are different than total earnings for covered-employees, the employer should display in the disclosure footnotes the payroll based on total earnings for the covered group and recalculate the required payroll-related ratios.
2. The plan's proportionate share of aggregate employer contributions may not match the actual contributions made by the employer during the measurement period. The plan's proportionate share of aggregate contributions is based on the plan's proportion of fiduciary net position shown on line 5 of the table above as well as any additional side fund (or unfunded liability) contributions made by the employer during the measurement period.

\* Fiscal year 2015 was the 1st year of implementation, therefore, only three years are shown.

**San Gabriel Valley Council of Governments**  
**Schedule of Pension Contributions**  
**Last Ten Years\***

	2017		2016		2015	
	Miscellaneous Plan		Miscellaneous Plan		Miscellaneous Plan	
	SGVCOG	ACE	SGVCOG	ACE	SGVCOG	ACE
Actuarially determined contributions	\$ 66,429	\$ 527,296	\$ 8,824	\$ 318,540	\$ 8,214	\$ 288,094
Contributions in relation to the actuarially determined contributions	(66,429)	(527,296)	(8,824)	(318,540)	(8,214)	(288,094)
Contribution deficiency (excess)	\$ -	\$ -	\$ -	\$ -	\$ -	\$ -
Covered-Employee Payroll	\$ 358,859	\$ 3,422,438	\$ 164,916	\$ 2,824,589	\$ 155,191	\$ 2,786,268
Contributions as a percentage of covered-employee payroll	18.51%	15.41%	5.35%	11.28%	5.29%	10.34%

**Notes to Schedule:**

Valuation date June 30, 2015

Methods and assumptions used to determine contribution rates:

Actuarial Cost Method	Entry age normal
Amortization method / Period	Level percent of payroll
Remaining amortization period	15 years as of valuation date
Asset valuation method	5 year Smoothed Market
Inflation	2.75%
Salary increases	Varies by Entry Age and Service
Investment rate of return	7.50%, net of pension plan investment expense and administrative expenses including inflation
Retirement age	55 years
Mortality	Derived using CalPERS Membership Data for all funds

\* Fiscal year 2015 was the first year of implementation, therefore only three years are shown.

**SUPPLEMENTARY INFORMATION**

**San Gabriel Valley Council of Governments**  
**Statement of Revenues, Expenditures, and Changes in Fund Balances – Component Unit**  
**Budget to Actual**  
**Year ended June 30, 2017**

	<u>Budgeted Amounts</u>		<u>Actual</u> <u>Amounts</u>	<u>Variance</u> <u>Positive</u> <u>(Negative)</u>
	<u>Original</u>	<u>Amended</u> <u>Final</u>		
<b>Revenues</b>				
Reimbursements				
Federal grants	\$ 3,684,740	\$ 3,700,945	\$ 6,026,263	\$ 2,325,318
State grants	101,321,172	101,766,761	56,234,202	(45,532,559)
Local grants	22,446,639	22,545,354	23,912,324	1,366,970
Betterment - Other	4,986,912	5,008,844	17,943,466	12,934,622
<b>Total revenues</b>	<u>132,439,463</u>	<u>133,021,904</u>	<u>104,116,255</u>	<u>(28,905,649)</u>
<b>Operating expenditures</b>				
Construction				
Design	7,569,842	7,569,842	3,683,461	(3,886,381)
Right-of-way acquisition	19,052,985	19,052,985	9,074,042	(9,978,943)
Construction management	15,533,366	15,533,366	15,059,411	(473,955)
Construction	82,976,627	82,976,627	60,726,190	(22,250,437)
Betterments	4,247,586	4,247,586	12,562,185	8,314,599
Total construction	<u>129,380,406</u>	<u>129,380,406</u>	<u>101,105,289</u>	<u>(28,275,117)</u>
Indirect				
Personnel				
Salaries and wages	1,476,847	1,476,847	1,542,894	66,047
Fringe benefits	766,027	1,348,468	1,332,772	(15,696)
Employee related expenses	37,300	37,300	32,172	(5,128)
Professional services				
Auditing/accounting	41,504	41,504	48,724	7,220
Legal	25,000	25,000	23,498	(1,502)
Brokerage	65,000	65,000	51,271	(13,729)
Insurance	230,000	230,000	170,984	(59,016)
Equipment expense	112,628	112,628	69,409	(43,219)
Office rental expense	244,451	244,451	246,902	2,451
Office operations	52,500	52,500	39,328	(13,172)
Other	7,800	7,800	11,007	3,207
Applied (under) indirect expense	-	-	(557,995)	(557,995)
Total indirect	<u>3,059,057</u>	<u>3,641,498</u>	<u>3,010,966</u>	<u>(630,532)</u>
<b>Total operating expenditures</b>	<u>132,439,463</u>	<u>133,021,904</u>	<u>104,116,255</u>	<u>(28,905,649)</u>
Excess revenues over expenditures	-	-	-	-
<b>Other financing sources (uses)</b>				
Investment revenue	466,300	466,300	597,423	131,123
Interest and related expenses	(421,000)	(421,000)	(1,129,119)	(708,119)
Non-project reimbursable funds	352,436	352,436	371,342	18,906
Non-project reimbursable expense	(352,436)	(352,436)	(371,342)	(18,906)
Intercompany revenue	51,246	51,246	96,147	44,901
Intercompany expense	(51,246)	(51,246)	(96,147)	(44,901)
Net other financing sources (uses)	<u>45,300</u>	<u>45,300</u>	<u>(531,696)</u>	<u>(576,996)</u>
Change in fund balance	<u>45,300</u>	<u>45,300</u>	<u>(531,696)</u>	<u>(576,996)</u>
Fund balance at beginning of year	14,539,215	14,539,215	14,539,215	-
Fund balance at end of year	<u>\$ 14,584,515</u>	<u>\$ 14,584,515</u>	<u>\$ 14,007,519</u>	<u>\$ (576,996)</u>



**Report of Independent Auditors on Internal Control over Financial Reporting  
and on Compliance and Other Matters Based on an Audit of Basic Financial Statements  
Performed in Accordance with *Government Auditing Standards***

**Members of the Governing Board  
San Gabriel Valley Council of Governments**

We have audited, in accordance with auditing standards generally accepted in the United States of America and the standards applicable to financial audits contained in *Government Auditing Standards*, issued by the Comptroller General of the United States, the financial statements of the business-type activities and the discretely presented component unit of the San Gabriel Valley Council of Governments (the SGVCOG) as of and for the year ended June 30, 2017 and the related notes to the financial statements, which collectively comprise the SGVCOG's basic financial statements and have issued our report thereon dated January 31, 2018.

**Internal Control over Financial Reporting**

In planning and performing our audit of the financial statements, we considered the SGVCOG's internal control over financial reporting (internal control) to determine the audit procedures that are appropriate in the circumstances for the purpose of expressing our opinions on the financial statements, but not for the purpose of expressing an opinion on the effectiveness of the SGVCOG's internal control. Accordingly, we do not express an opinion on the effectiveness of the SGVCOG's internal control.

A *deficiency in internal control* exists when the design or operation of a control does not allow management or employees, in the normal course of performing their assigned functions, to prevent, or detect and correct misstatements on a timely basis. A *material weakness* is a deficiency, or combination of deficiencies, in internal control, such that there is a reasonable possibility that a material misstatement of the entity's financial statements will not be prevented, or detected and corrected on a timely basis. A *significant deficiency* is a deficiency, or a combination of deficiencies, in internal control that is less severe than a material weakness, yet important enough to merit attention by those charged with governance.

Our consideration of internal control was for the limited purpose described in the first paragraph of this section and was not designed to identify all deficiencies in internal control over financial reporting that might be material weaknesses or significant deficiencies. Given these limitations, during our audit we did not identify any deficiencies in internal control that we consider to be material weakness. However, material weaknesses may exist that have not been identified.



## **Compliance and Other Matters**

As part of obtaining reasonable assurance about whether the SGVCOG's financial statements are free of material misstatement, we performed tests of its compliance with certain provisions of laws, regulations, contracts, and grant agreements, noncompliance with which could have a direct and material effect on the determination of financial statement amounts. However, providing an opinion on compliance with those provisions was not an objective of our audit and, accordingly, we do not express such an opinion. The results of our tests disclosed no instances of noncompliance or other matters that are required to be reported under *Government Auditing Standards*.

## **Purpose of this Report**

The purpose of this report is solely to describe the scope of our testing of internal control and compliance and the results of that testing, and not to provide an opinion on the effectiveness of the entity's internal control or on compliance. This report is an integral part of an audit performed in accordance with *Government Auditing Standards* in considering the entity's internal control and compliance. Accordingly, this communication is not suitable for any other purpose.

*Vasquez + Company LLP*

**Los Angeles, California  
January 31, 2018**



[www.vasquezcpa.com](http://www.vasquezcpa.com)

Vasquez & Company LLP has over 45 years of experience in performing audit, accounting & consulting services for all types of nonprofit organizations, for-profit companies, governmental entities and publicly traded companies. Vasquez is a member of the RSM US Alliance. RSM US Alliance provides its members with access to resources of RSM US LLP. RSM US Alliance member firms are separate and independent businesses and legal entities that are responsible for their own acts and omissions, and each are separate and independent from RSM US LLP. RSM US LLP is the U.S. member firm of RSM International, a global network of independent audit, tax, and consulting firms. Members of RSM US Alliance have access to RSM International resources through RSM US LLP but are not member firms of RSM International. Visit [rsmus.com/about-us](http://rsmus.com/about-us) for more information regarding RSM US LLP and RSM International. The RSM™ logo is used under license by RSM US LLP. RSM US Alliance products and services are proprietary to RSM US LLP.

801 South Grand Avenue, Suite 400 • Los Angeles, California 90017-4646 • Ph. (213) 873-1700 • Fax (213) 873-1777



DATE: March 15, 2018

TO: Executive Committee  
City Managers' Steering Committee  
Governing Board

FROM: Marisa Creter, Interim Executive Director

**RE: RIO HONDO LOAD REDUCTION STRATEGY**

## **RECCOMENDED ACTION**

Recommend the Governing Board authorize the Executive Director to act as follows:

- 1) Execute Memorandums of Agreement (MOA) with participating agencies regarding the administration and cost sharing for the preparation of design plans for load reduction strategy projects for the Rio Hondo River and Tributaries.
- 2) Release Request for Proposal (RFP) for the preparation of design plans for load reduction strategy projects for the Rio Hondo River and Tributaries.
- 3) Assign project management to the Capital Projects and Construction Committee.

## **BACKGROUND**

The Los Angeles Regional Water Quality Control Board (LARWQB) adopted the National Pollutant Discharge Elimination System Municipal Separate Storm Sewer (MS4) Permit Order No. R4-2012-0175, which became effective on December 28, 2012. The MS4 Permit identifies the permittees that are responsible for compliance with the MS4 Permit requirements pertaining to the Los Angeles River Bacteria Total Maximum Daily Load (LAR Bacteria TMDL). The LAR Bacterial TMDL requires the responsible permittees to protect recreational uses in the Los Angeles River watershed by meeting targets and waste load allocations for the indicator bacterium *E. coli* during wet weather and dry weather seasons.

The estimated liability of MS4 permits in the San Gabriel Valley is approximately \$6 billion. To help address this, SGVCOG staff have worked over the past two years to help cities comply with Clean Water Act regulations. The work has included engaging with local and state legislators, drafting relevant legislation, and educating stakeholders on the cost and complexity of compliance. At the same time, cities have worked collaboratively through watershed management groups to initiate outfall monitoring, implement storm water best management practices, develop plans, and apply for funding. On October 25, 2017, the responsible permittees submitted an implementation approach for the LAR Bacteria TMDL based on constructing regional dry weather projects to address discharges to the Rio Hondo from three washes– Alhambra Wash, Rubio Wash and Eaton Wash.

To implement the series of projects approved by the LARWQB, the cities of Alhambra, Monterey Park, Pasadena, Rosemead, San Gabriel, San Marino, South Pasadena, Temple City, and

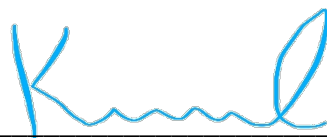
Unincorporated Los Angeles County as permittees have requested to enter into a Memorandum of Understanding (MOU) with the SGVCOG. The SGVCOG would be responsible for the following:


- To solicit proposals, negotiate and enter into agreements with consultants for as-needed services to prepare the required design plans and other planning activities for three (3) regional phased projects;
- To invoice and collect funds from the permittees to cover the costs of coordination by the SGVCOG.

The estimated cost for the design work is approximately \$1.7 million. Staff recommends this approach as a means to move forward a regional project and is able to accommodate the request within existing current workloads. Under the MOU, all staff costs associated with this effort would be funded by the permittees. In addition, all permittees that will be a party to this MOU are currently members of the SGVCOG. In accordance with the revised SGVCOG by-laws, the SGVCOG Governing Board will need to approve the MOU and assign the project to the Capital Projects and Construction Committee for oversight of staff's implementation.

The LARWQB has indicated that design work for the project must be completed by December of 2018. In order to meet this timeline, this MOU will need to be approved by the Governing Board and the project assigned to the Capital Projects and Construction Committee at the March meeting.

The Capital Projects and Construction Committee considered this item at their February 26 meeting. Although a quorum of members was not present to provide an official vote of approval, all members in attendance strongly supported moving the item forward to the Governing Board.

Prepared by:   
Katie Ward  
Senior Management Analyst

Approved by:   
Marisa Creter  
Interim Executive Director

**ATTACHMENTS**

Attachment A – Draft MOU

**MEMORANDUM OF UNDERSTANDING**

**BETWEEN THE COUNTY OF LOS ANGELES AND THE CITIES OF ALHAMBRA,  
MONTEREY PARK, PASADENA, ROSEMEAD, SAN GABRIEL, SAN MARINO,  
SOUTH PASADENA, AND TEMPLE CITY, AND THE SAN GABRIEL VALLEY  
COUNCIL OF GOVERNMENTS**

**REGARDING THE ADMINISTRATION AND COST SHARING FOR THE  
PREPARATION OF DESIGN PLANS FOR THREE LOAD REDUCTION STRATEGY  
PROJECTS FOR THE RIO HONDO RIVER AND TRIBUTARIES**

This Memorandum of Understanding (MOU) is made and entered into as of the date of the last signature set forth below by and among the SAN GABRIEL VALLEY COUNCIL OF GOVERNMENTS (SGVCOG), a California Joint Powers Authority, COUNTY OF LOS ANGELES (COUNTY), a political subdivision of the State of California, and the CITIES OF ALHAMBRA, MONTEREY PARK, PASADENA, ROSEMEAD, SAN GABRIEL, SAN MARINO, SOUTH PASADENA, and TEMPLE CITY, municipal corporations. Collectively, these entities shall be known herein as PARTIES or individually as PARTY.

WITNESSETH

WHEREAS, for the purpose of this MOU, the term PARTIES shall mean the COUNTY, the SGVCOG, and the Cities of Alhambra, Monterey Park, Pasadena, Rosemead, San Gabriel, San Marino, South Pasadena, and Temple City;

WHEREAS, the Los Angeles Regional Water Quality Control Board (REGIONAL BOARD) has adopted National Pollutant Discharge Elimination System (NPDES) Municipal Separate Storm Sewer System (MS4) Permit Order No. R4-2012-0175; and

WHEREAS, the MS4 Permit became effective on December 28, 2012, and requires that the COUNTY, the LACFCD, and 84 of the 88 cities (excluding Avalon, Long Beach, Palmdale, and Lancaster) within the Los Angeles County comply with the prescribed elements of the MS4 Permit; and

WHEREAS, the MS4 Permit identifies the PARTIES, except SGVCOG, as MS4 permittees (PERMITTEES) that are responsible for compliance with the MS4 Permit requirements pertaining to the Los Angeles River Bacteria Total Maximum Daily Load (LAR Bacteria TMDL) Resolution No. R10-007; and

WHEREAS, the LAR Bacterial TMDL was adopted by the REGIONAL BOARD on July 9, 2010 and became effective March 23, 2012; and

WHEREAS, the LAR Bacteria TMDL requires the responsible PERMITTEES to protect recreational uses in the Los Angeles River watershed by meeting targets and waste load allocations (WLAs) for the indicator bacterium *E. coli*; and

WHEREAS, the PERMITTEES have agreed to collaborate on the development of a Load Reduction Strategy (LRS) for the PERMITTEES to comply with the LAR Bacteria TMDL; and

WHEREAS, the PERMITTEES have hired a consultant to develop the LRS for Rio Hondo River and Tributaries; and

WHEREAS, the COUNTY, on behalf of the PERMITTEES, submitted the Rio Hondo LRS to the REGIONAL BOARD on March 23, 2016, as shown in Attachment A; and

WHEREAS, the Rio Hondo LRS identifies twenty-six (26) priority outfalls that would have to be diverted or “turned off” by 2020 in order to meet the LAR Bacteria TMDL requirements for Alhambra Wash, Rubio Wash, Eaton Wash, and the Rio Hondo; and

WHEREAS, the regional phased approach proposes to construct three (3) diversions at the mouth of Alhambra Wash, Rubio Wash, and Eaton Wash; and

WHEREAS, the COUNTY, on behalf of the PERMITTEES, retained a consultant on September 13, 2016, as shown in Attachment B, to prepare a supplemental LRS document discussing the details of the regional phased approach, which was submitted to the REGIONAL BOARD on October 25, 2017, as shown in Attachment C; and

WHEREAS, the PERMITTEES have agreed that hiring a consultant to prepare the design plans and other planning activities for the three (3) regional phased projects will be beneficial to the PERMITTEES; and

WHEREAS, the PERMITTEES have agreed to cost share the preparation of design plans and other planning activities for three (3) regional phased projects; and

WHEREAS, the PARTIES have agreed to credit the COUNTY thirty-three thousand two hundred fifty dollars (\$33,250) towards its cost share for providing consultant services to develop the supplemental LRS document discussing the regional phased approach; and

WHEREAS, the PARTIES have agreed that the total of each PARTY’s cost share shall not exceed the total amount shown in Table 1 of Exhibit A; and

WHEREAS, the PARTIES have agreed to have the SGVCOG, under the direction of the PERMITTEES: (a) administer this MOU; (b) to retain and manage a consultant to prepare design plans and other planning activities; (c) negotiate and enter into agreements with consultants for as-needed services to prepare design plans and other planning activities for three (3) regional phased projects; and (d) invoice and collect funds from the PERMITTEES to cover the cost of the aforementioned consultant(s); and



NOW, THEREFORE, in consideration of the mutual benefits to be derived by the PERMITTEES, and of the promises contained in this MOU, the PARTIES agree as follows:

Section 1. Recitals. The recitals set forth above are fully incorporated into this MOU.

Section 2. Purpose. The purpose of this MOU is to cooperatively fund the preparation of design plans and other planning activities for three (3) LRS projects and to coordinate the payment between the PERMITTEES and SGVCOG.

Section 3. Cooperation. The PARTIES shall fully cooperate with one another to attain the purposes of this MOU.

Section 4. Voluntary. The PARTIES have voluntarily entered into this MOU for the preparation of design plans and other planning activities for three (3) LRS projects.

Section 5. Term. This MOU shall become effective to each PARTY on the date the last PARTY signs this MOU, and shall remain in effect until (1) the SGVCOG has provided written notice of completion of the design plans and all other planning activities, and (2) the SGVCOG has received payment by all PERMITTEES of their allocated pro-rata share hereunder.

Section 6. SGVCOG AGREES:

- a. Consultant Services. To manage the consultant(s) and to be responsible for coordinating the activities of the consultant(s).
- b. Invoice. To invoice the PERMITTEES for their share in the cost for the preparation and delivery of the design plans, as described in Table 1 of Exhibit A. The one-time invoice for the cost will be sent upon the effective date of this MOU, as set forth in Section 4, or in December 2018, whichever comes first.
- c. Expenditure. To utilize the funds deposited by the PERMITTEES only for the administration of the consultant contract(s) and the preparation of design plans and other planning activities for the LRS projects.
- d. Contingency. To notify the PERMITTEES if actual expenditures are anticipated to exceed the cost estimate shown in Exhibit A and obtain written approval of such expenditures from all PERMITTEES. This 10 percent contingency will not be invoiced unless actual expenditures exceed the original cost estimate. Expenditures that exceed the 10 percent contingency will require an amendment to this MOU.
- e. Report. To provide the PERMITTEES with an electronic copy of the draft and final LRS design plans

- f. Accounting. To provide an accounting upon termination of this MOU. At the completion of the accounting, SGVCOG shall return to PERMITTEES any unused portion of all funds deposited with SGVCOG in accordance with the cost allocation set forth in Exhibit A.
- g. Permit. To work with the consultant(s) to obtain all necessary permits and approvals for installation of permanent or temporary infrastructure, if needed, and/or modifications to monitoring sites, and access to storm drains, channels, catch basins, and similar properties (FACILITIES) during monitoring events and maintenance necessary to perform the services for which consultant(s) have been retained.
- h. Responsibility. Upon completion of all work under this MOU, SGVCOG will relinquish all ownership of design plans and products stemming from planning activities to the PERMITTEES.

Section 7. THE PERMITTEES AGREE:

- a. To provide SGVCOG all available plans, and survey data of existing PERMITTEE infrastructure necessary to design PROJECT.
- b. To act as lead agency and obtain all applicable environmental approvals as required from Federal, State, and local agencies for the PROJECT .
- c. To inform SGVCOG in writing within fifteen (15) days after receipt of each set of plans, studies, specifications, and/or cost estimates from SGVCOG, if any of the materials are incomplete or if additional information is necessary in order to facilitate PERMITTEE's review of the materials.
- d. To review and provide to SGVCOG any comments and suggestions to, or required approvals/disapprovals of each set of plans, studies, specifications, and/or cost estimates submitted to PERMITTEE within thirty (30) days after receipt of the complete materials.
- e. That the plans shall be considered complete and acceptable by PERMITTEES when the plans involving PROJECT have been reviewed and approved by the PERMITTEE's City Engineer, or his/her designated agent. Receipt by SGVCOG of PROJECT plans signed by PERMITTEE's City Engineer or his/her designated agent shall constitute PERMITTEE's approval of said plans
- f. That the funds provided by PERMITTEES for this work shall be eligible for such expenditures
- g. Payment. To pay the SGVCOG for its proportional share of the estimated cost for managing the consultant(s) and administering this MOU as shown in Exhibit A, within sixty (60) days of receipt of the invoice from SGVCOG. The cost estimates presented in Exhibit A have been agreed upon by the PARTIES and are subject to changes in the LRS pursuant to new REGIONAL BOARD requirements and/or unforeseen challenges in the field. Any such changes proposed to the

PERMITTEES' proportional share are subject to funding appropriation and will require written approval of the PERMITTEES as explained in section 6(d).

- h. Documentation. To make a good faith effort to cooperate with one another to achieve the purposes of this MOU by providing all requested information and documentation, in their possession and available for release to the SGVCOG and its consultant(s), that are deemed necessary by the PARTIES to prepare the design plans.
- i. Access. Each PERMITTEE will allow reasonable access and entry to the consultant, on an as needed basis during the term of this MOU, to the PERMITTEES' FACILITIES to achieve the purposes of this MOU, provided, however, that prior to entering any of the PERMITTEE'S FACILITIES, the consultant shall obtain all necessary permits and approvals, including executing a Right-of-Entry Agreement as may be necessary, and provide written notice 72 hours in advance of entry to the applicable PERMITTEE. Permittees shall provide any required permits at no cost to the SGVCOG or its consultants.

#### Section 8. Indemnification

- a. Each PARTY, which includes the SGVCOG, shall indemnify, defend, and hold harmless each other PARTY, including their special districts, elected and appointed officers, employees, agents, attorneys, and designated volunteers from and against any and all liability, including, but not limited to demands, claims, actions, fees, costs, and expenses (including reasonable attorney's and expert witness fees), arising from or connected with, and in relative proportion to, its own negligence or willful misconduct under this MOU; provided, however, that no PARTY shall indemnify another PARTY for the latter PARTY'S own negligence or willful misconduct.
- b. The PARTIES agree that any liability borne by or imposed upon any PARTY or PARTIES hereto, arising out of this MOU and that is not caused by or attributable to the negligence or willful misconduct of any PARTY hereto, shall be fully borne by all the PERMITTEES in accordance with their respective pro rata cost shares, as set forth in Exhibit A.
- c. If any PERMITTEE pays in excess of its pro rata share in satisfaction of any liability described in subsection b. above, such PERMITTEE shall be entitled to contribution from each of the other PERMITTEES; provided, however, that the right of contribution is limited to the amount paid in excess of the PERMITTEE's pro rata share and provided further that no PERMITTEE may be compelled to make contribution beyond its own pro rata share of the entire liability; and provided further that no PERMITTEE shall indemnify another PERMITTEE for the latter PERMITTEE's own negligence or willful misconduct.

- d. To the maximum extent permitted by law, the SGVCOG shall require any contractor retained pursuant to this MOU to agree to indemnify, defend, and hold harmless each PARTY, which includes the SGVCOG, their special districts, elected and appointed officers, employees, attorneys, agents, and designated volunteers from and against any and all liability, including but not limited to demands, claims, actions, fees, costs, and expenses (including attorney and expert fees), arising from or connected with the contractor's performance of its agreement with the SGVCOG. In addition, the SGVCOG shall require any such contractor to carry, maintain, and keep in full force and effect an insurance policy or policies, and each PARTY, its elected and appointed officers, employees, attorneys, agents and designated volunteers shall be named as additional insureds on the policy(ies) with respect to liabilities arising out of the contractor's work. These requirements will also apply to any subcontractors hired by the contractor.

#### Section 9. Termination and Withdrawal

- a. This MOU may be terminated upon the express written agreement of all PARTIES. If this MOU is terminated, then all PARTIES must agree on the equitable redistribution of remaining funds deposited, if there are any, or payment of invoices due at the time of termination. Completed work shall be owned by the PARTY or PARTIES who fund the completion of such work. Rights to uncompleted work by the consultant still under contract will be held by the PARTY or PARTIES who fund the completion of such work.
- b. If a PARTY fails to substantially comply with any of the terms or conditions of this MOU, then that PARTY shall forfeit its rights to work completed through this MOU, but no such forfeiture shall occur unless and until the defaulting PARTY has first been given notice of its default and a reasonable opportunity to cure the alleged default.
- c. SGVCOG will notify all PARTIES in writing of any PARTY failing to cure an alleged default in compliance with the terms or conditions of this MOU. The non-delinquent PARTIES will determine the next course of action. The remaining cost will be distributed based on the existing cost allocation formula in Exhibit A. If the increase is more than the 10 percent contingency, an amendment to this MOU must be executed to reflect the change in the PARTIES' cost share.
- d. If a PARTY wishes to withdraw from this MOU for any reason, that PARTY must give the other PARTIES and the REGIONAL BOARD prior written notice thereof. The withdrawing PARTY shall be responsible for its entire share of the LRS development costs shown in Exhibit A. The effective date of withdrawal shall be the 6th day after SGVCOG receives written notice of the PARTY'S intent to withdraw. Should any PARTY withdraw from this MOU, the remaining PARTIES' cost share allocation shall be adjusted in accordance with the cost allocation formula in Exhibit A.

## Section 10. General Provisions

- a. Notices. Any notices, bills, invoices, or reports relating to this MOU, and any request, demand, statement, or other communication required or permitted hereunder shall be in writing and shall be delivered to the representatives of the PARTIES at the addresses set forth in Exhibit B attached hereto and incorporated herein by reference. The PARTIES shall promptly notify each other of any change of contact information, including personnel changes, provided in Exhibit B. Written notice shall include notice delivered via e-mail or fax. A notice shall be deemed to have been received on (a) the date of delivery, if delivered by hand during regular business hours, or by confirmed facsimile or by e-mail; or (b) on the third (3rd) business day following mailing by registered or certified mail (return receipt requested) to the addresses set forth in Exhibit B.
- b. Administration. For the purposes of this MOU, the PARTIES hereby designate as their respective PARTY representatives the persons named in Exhibit B. The designated PARTY representatives, or their respective designees, shall administer the terms and conditions of this MOU on behalf of their respective PARTY. Each of the persons signing below on behalf of a PARTY represents and warrants that he or she is authorized to sign this MOU on behalf of such PARTY.
- c. Relationship of the PARTIES. The PARTIES are, and shall at all times remain as to each other, wholly independent entities. No PARTY to this MOU shall have power to incur any debt, obligation, or liability on behalf of any other PARTY unless expressly provided to the contrary by this MOU. No employee, agent, or officer of a PARTY shall be deemed for any purpose whatsoever to be an agent, employee, or officer of another PARTY.
- d. Binding Effect. This MOU shall be binding upon, and shall be to the benefit of the respective successors, heirs, and assigns of each PARTY; provided, however, no PARTY may assign its respective rights or obligations under this MOU without prior written consent of the other PARTIES.
- e. Amendment. The terms and provisions of this MOU may not be amended, modified, or waived, except by an instrument in writing signed by all non-delinquent PARTIES. For purposes of this MOU, a PARTY shall be considered delinquent if that PARTY fails to timely pay an invoice as required by Section 7(a) or withdraws pursuant to Section 9(d).
- f. Law to Govern. This MOU is governed by, interpreted under, and construed and enforced in accordance with the laws of the State of California.
- g. Severability. If any provision of this MOU is determined by any court to be invalid, illegal, or unenforceable to any extent, then the remainder of this MOU will not be affected, and this MOU will be construed as if the invalid, illegal, or unenforceable provision had never been contained in this MOU.

- h. Entire Agreement. This MOU constitutes the entire agreement of the PARTIES with respect to the subject matter hereof.
- i. Waiver. Waiver by any PARTY to this MOU of any term, condition, or covenant of this MOU shall not constitute a waiver of any other term, condition, or covenant. Waiver by any PARTY to any breach of the provisions of this MOU shall not constitute a waiver of any other provision, nor a waiver of any subsequent breach or violation of any provision of this MOU.
- j. Counterparts. This MOU may be executed in any number of counterparts, each of which shall be an original, but all of which taken together shall constitute one and the same instrument, provided, however, that such counterparts shall have been delivered to all PARTIES to this MOU.
- k. All PARTIES have been represented by counsel in the preparation and negotiation of this MOU. Accordingly, this MOU shall be construed according to its fair language. Any ambiguities shall be resolved in a collaborative manner by the PARTIES and shall be rectified by amending this MOU as described in section 10(e).

IN WITNESS WHEREOF, the PARTIES hereto have caused this MOU to be executed by their duly authorized representatives and affixed as of the date of signature of the PARTIES:

**EXHIBIT A**

Rio Hondo and Tributaries  
Funding Contributions for LRS Implementation

**Table 1. Total Cost**

Jurisdiction	Sub Total	SGVCOG Admin Fee (TBD)	Total
Alhambra	\$85,677		
Monterey Park	\$49,092		
Pasadena	\$815,901		
Rosemead	\$12,850		
San Gabriel	\$16,533	TBD	TBD
San Marino	\$243,004		
South Pasadena	\$20,477		
Temple City	\$233,995		
UA County	\$311,470		
<b>Total</b>	<b>\$1,789,000</b>		

**Table 2. Design Cost Per Waterbody**

Watershed	Total Drainage Area (ac)	Total Cost
Alhambra Wash	6,084.02	\$694,000
Eaton Wash	3,794.94	\$544,000
Rubio Wash	5,439.70	\$551,000

**EXHIBIT A**

Rio Hondo and Tributaries  
Funding Contributions for LRS Implementation

**Table 3. Party's Design Cost Per Waterbody**

Jurisdiction	Total	Alhambra Wash			Eaton Wash			Rubio Wash		
		Drainage Area (ac)	Percentage	Cost	Drainage Area (ac)	Percentage	Cost	Drainage Area (ac)	Percentage	Cost
Alhambra	\$85,677	751.10	12.3%	\$85,677.46	0.00	0.00	\$0.00	0.00	0.00	\$0.00
Monterey Park	\$49,092	430.37	7.1%	\$49,092.01	0.00	0.00	\$0.00	0.00	0.00	\$0.00
Pasadena	\$815,901	2,845.42	46.8%	\$324,575.11	1,104.56	29.1%	\$158,337.32	3,287.40	60.4%	\$332,988.47
Rosemead	\$12,850	112.65	1.9%	\$12,849.91	0.00	0.00	\$0.00	0.00	0.00	\$0.00
San Gabriel	\$16,533	137.59	2.3%	\$15,694.80	0.90	0.0%	\$129.01	7.00	0.1%	\$709.05
San Marino	\$243,004	1,368.11	22.5%	\$156,059.37	80.10	2.1%	\$11,482.24	745.00	13.7%	\$75,462.80
South Pasadena	\$20,477	179.51	3.0%	\$20,476.58	0.00	0.00	\$0.00	0.00	0.00	\$0.00
Temple City	\$233,995	0.00	0.00	\$0.00	1,632.35	43.0%	\$233,995.37	0.00	0.00	\$0.00
UA County	\$311,470	259.27	4.3%	\$29,574.75	977.03	25.7%	\$140,056.05	1,400.30	25.7%	\$141,839.68



## EXHIBIT B

### Rio Hondo River and Tributaries Responsible Agency Representatives

AGENCY ADDRESS	AGENCY CONTACT
County of Los Angeles Department of Public Works Stormwater Compliance Division, 11th Floor 900 South Fremont Avenue Alhambra, CA 91803	Paul Alva Email: palva@dpw.lacounty.gov Phone: (626) 458-4325 Fax: (626) 457-1526
City of Alhambra 111 South First Street Alhambra, CA 91801	David Dolphin Email: ddolphin@cityofalhambra.org Phone: (626) 300-1571 Fax: (626) 282-5833
City of Monterey Park 320 West Newmark Avenue Monterey Park, CA 91754	Bonnie Tam Email: btam@montereypark.ca.gov Phone: (626) 307-1383 Fax: (626) 307-2500
City of Pasadena P.O. Box 7115 Pasadena, CA 91109	Steve Walker Email: swalker@cityofpasadena.net Phone: (626) 744-4271 Fax: (626) 744-3823
City of Rosemead 8838 East Valley Boulevard Rosemead, CA 91770	Elroy Kiepke Email: ekiepke@willdan.com Phone: (562) 908-6278 Fax: (626) 307-9218
City of San Gabriel 425 South Mission Avenue San Gabriel, CA 91776	Daren Grilley Email: dgrilley@sgch.org Phone: (626) 308-2806 Fax: (626) 458-2830
City of San Marino 2200 Huntington Drive San Marino, CA 91108	Cindy Collins Email: ccollins@cityofsanmarino.org Phone: Fax:

## EXHIBIT B

### Rio Hondo River and Tributaries Responsible Agency Representatives

<p>City of South Pasadena 1414 Mission Street South Pasadena, CA 91030</p>	<p>Shin Furukawa Email: <a href="mailto:sfurukawa@ci.south-pasadena.ca.us">sfurukawa@ci.south-pasadena.ca.us</a> Phone: (626) 403-7246 Fax: (626) 403-7241</p>
<p>City of Temple City 9701 Las Tunas Drive Temple City, CA 91780</p>	<p>Andrew Coyne Email: <a href="mailto:acoyne@templecity.us">acoyne@templecity.us</a> Phone: Fax:</p>

DATE: March 15, 2018

TO: Executive Committee  
City Managers' Steering Committee  
Governing Board

FROM: Marisa Creter, Interim Executive Director

RE: **LEGAL SERVICES UPDATE**

### **RECOMMENDED ACTION**

For information only.

### **BACKGROUND**

As a component of the ACE/SGVCOG integration, staff was directed to release a Request for Proposal (RFP) to secure joint legal services for the newly integrated organization. In order to mitigate disruption of current tasks undergoing legal review, staff is proposing a timeline for completion of these tasks before a formal RFP is released. The following is a list of tasks currently undergoing legal review:

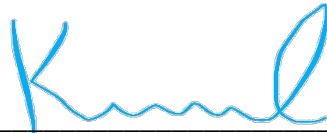
- **Project review:** Legal counsel is assisting with the development of procedures for identification and adoption of new projects that may be constructed or managed by ACE as a division of SGVCOG.
- **Agreements and contracts:** ACE legal counsel is assisting with the review of active agreements and contracts to determine whether a simple notice of ACE's organizational change is sufficient or formal amendments will be required.
- **Personnel system:** The SGVCOG and ACE are currently undergoing a classification and compensation study to review the existing job descriptions and compensation system for both divisions. As the results of the study are presented, legal counsel will be integral in assisting with using the information obtained from the study to develop a uniform human resource system for the integrated organization. This uniform human resource system will address positions, compensation, benefits, and other terms and conditions of employment.
- **Administrative/financial policies and employee/HR handbooks:** Legal counsel is currently assisting with the development of consolidated administrative and financial management policies, a review of employee/HR handbooks, and development of a consolidated salary resolution for the integrated organization.


These tasks are anticipated to be near completion in late July. As a result, staff is proposing the following procurement timeline for the joint legal services RFP:

#### **Draft Legal Services RFP Timeline/Schedule**

<i>Activity</i>	<i>Date</i>
Finalize RFP and submit to Governing Board	July 19, 2018
Request for Proposals Issued	July 30, 2018
Questions Regarding RFP Due	August 13, 2018

Answers to Questions Posted	August 15, 2018
Due date for Proposals	August 27, 2018
Interviews of Short-listed Firms	Week of September 9, 2018
Selected Firm Notified	September 24, 2018
Award contract	October 18, 2018

Prepared by:   
 Katie Ward  
 Senior Management Analyst

Approved by:   
 Marisa Creter  
 Interim Executive Director

Bill Number/Title	Summary	Committee/Location	COG Position	Updated	Status
<b>SB 168 (Weckowski)</b> add Sections 14514.2 and 14548 to, and to add and repeal Section 14549.7 of, the Public Resources Code, relating to recycling.. <a href="http://leginfo.ca.gov/faces/billNavClient.xhtml?bill_id=2017201805B168">http://leginfo.ca.gov/faces/billNavClient.xhtml?bill_id=2017201805B168</a>	Would do the following: <ul style="list-style-type: none"> <li>Require CalRecycle, on or before January 1, 2023, to establish the minimum percentage of a material type that a beverage container is constructed of, including, but not limited to, recycled materials, and</li> <li>Require Calrecycle, on or before January 1, 2020, to provide to the Legislature a report on the establishment and implementation of an Extended Producer Responsibility (EPR) program to replace the current California beverage container recycling program.</li> </ul>	<b>State:</b> Assembly <b>COG:</b> EENR	Recommended for Support 02/21/18	2/27/2018	Active Bill Pending Referral
<b>AB 1795 (Gipson)</b> An act to amend Sections 1797.52, 1797.172, and 1797.218 of, and to add Sections 1797.98 and 1797.260 to, the Health and Safety Code, relating to emergency medical services. <a href="http://leginfo.ca.gov/faces/billNavClient.xhtml?bill_id=201720180AB1795">http://leginfo.ca.gov/faces/billNavClient.xhtml?bill_id=201720180AB1795</a>	Would authorize local emergency medical service agencies to allow paramedics to transport people to a community care facility, such as a mental health urgent care center or sobering facility.	<b>State:</b> Assembly <b>COG:</b> Homelessness	Recommended for Support 02/22/18	2/27/2018	Referred to the Committee on Health
<b>SB 827 (Wiener)</b> An act to add Section 65917.7 to the Government Code, relating to land use. <a href="http://leginfo.ca.gov/faces/billNavClient.xhtml?bill_id=2017201805B827">http://leginfo.ca.gov/faces/billNavClient.xhtml?bill_id=2017201805B827</a>	This bill would exempt certain housing projects from locally developed and adopted height limitations, densities, parking requirements, and design review standards. This would undermine locally adopted General Plans and Housing Elements	<b>State:</b> Senate <b>COG:</b> Planners TAC	Recommended to Oppose 02/22/18	2/27/2018	Referred to the Senate Transportation and Housing Committee
<b>AB 444 (Ting)</b> An act to add Section 117906 to the Health and Safety Code, relating to public health. <a href="http://leginfo.ca.gov/faces/billNavClient.xhtml?bill_id=201720180AB444">http://leginfo.ca.gov/faces/billNavClient.xhtml?bill_id=201720180AB444</a>	Would authorize the California Environmental Protection Agency (Cal/EPA) to develop a statewide program for the collection, transportation, and disposal of home-generated medical waste, including sharps waste and pharmaceutical waste.	<b>State:</b> Senate <b>COG:</b> EENR	Tracking		Referred to the Senate Environmental Quality Committee



DATE: March 5, 2018  
 TO: Executive Committee  
 FROM: Marisa Creter, Interim Executive Director  
 RE: **PROJECT DEVELOPMENT**

**RECCOMENDED ACTION**

For information only.

**BACKGROUND**

In January, ACE and SGVCOG staff developed a draft letter of interest (LOI) for future potential construction projects under the ACE program. The draft LOI (Attachment A) contains the following categories

- Project Description: budget, schedule and funding sources.
- Project Benefits: mobility; safety; sustainability; economy; accessibility; and state of good repair. These project benefit categories are based on the SGVCOG Mobility Matrix.
- Statement of Need: any resource and/or technical limitations that could be assisted with, or undertaken directly, by the SGVCOG.

Additionally, staff developed a project development review process. The review process is differentiated based on whether a proposed project is fully funded or unfunded/partially funded. See Attachment B for the proposed review process for fully funded projects/project segments and Attachment C for the proposed review process for unfunded/partially funded projects. Staff anticipates completing a full application and application review process by April, with subbmital/approval to the Governing Board in May. See Table 1 for a complete project development schedule. Staff will provide an overview presentation for the LOI and funded/unfunded review process attachments.

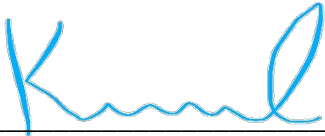
January – April 2018	Develop draft application and application/review process
May 2018	Submit application package to Governing Board for approval
June – October 2018	Outreach to member agencies
November 2018	Letters of Interest (LOIs) Due
December 2018	Review of LOIs
January 2019	Meet with project sponsors to refine scope and timeline for recommended projects
February 2019	Develop 5-year workplan
March 2019	Submit 5-year workplan to Governing Board for approval
April 2019	Submit draft Budget to Governing Board for review which incorporates 5-year workplan revenue and expenses

**Table 1. Project Development Schedule**

In addition, a manual (Attachment E) was developed to assist member agencies with an overview of the project selection and evaluation process, which includes a detailed description of all the criteria needed in order to submit a successful project.

**NEXT STEPS**

The current draft for the project development, evaluation, and approval process has been presented to the City Managers’ Steering Committee, the Transportation Committee, Public Works TAC and the Planning Directors’ TAC. The Transportation Committee approved a motion to move forward on this item. SGVCOG staff anticipates that this item will be presented to the Governing Board for final approval this upcoming Spring.

Prepared by:   
Katie Ward  
Senior Management Analyst

Approved by:   
Marisa Creter  
Interim Executive Director

**ATTACHMENTS**

- Attachment A – Project Development LOI - Page 175
- Attachment B – Review Process for Fully Funded Projects - Page 181
- Attachment C – Review Process for Unfunded/Partially Funded Projects - Page 183
- Attachment D – Project Development/Review Process Presentation - Page 185
- Attachment E – Capital Projects Evaluation & Selection Process - Page 207



**1. PROJECT SPONSOR INFORMATION**

**A. Project Sponsor**

Agency: \_\_\_\_\_  
Contact Person Name: \_\_\_\_\_  
Contact Person Title: \_\_\_\_\_  
Contact Person's Email Address: \_\_\_\_\_  
Contact Person's Phone Number: \_\_\_\_\_

**B. Partnering Agency or Agencies**

Partnering Agency: \_\_\_\_\_  
Partnering Agency: \_\_\_\_\_  
Partnering Agency: \_\_\_\_\_  
Partnering Agency: \_\_\_\_\_  
Partnering Agency: \_\_\_\_\_

**Note: For multi-jurisdictional projects, a lead point of contact from a single city should be identified under "Project Sponsor". That point of contact will be responsible for assisting with coordination of points of contact from other partner agencies.**

**Note: LOIs must be initiated by SGVCOG member agencies. Member agencies may submit a project that is owned by another agency. However, approval will need to be obtained from the project owner during the negotiation phase.**

**2. PROJECT INFORMATION**

**A. Project Name**

\_\_\_\_\_

**B. Project Location**

Enter a project location that conveys road names, intersection cross street names, and/or geographical references of where the project is located.

\_\_\_\_\_

**C. Project Scope**

Provide a clear and concise explanation of the types of work and/or the major elements that are proposed.

\_\_\_\_\_

--

**Note: If a project sponsor is requesting assistance from the SGVCOG on specific segment or phase of the project, that should be clearly indicated in the Project Scope.**

**D. Project Cost and Funding (in current dollars)**

Project Phase	Total	Secured Funding	Additional Funds Required
PAED			
PSE			
ROW			
CON			
CON-NI			
OTHER			
<b>TOTAL</b>			

Notes:

PAED = environmental phase

PSE = plans, specifications, and estimates phase

ROW = right-of-way phase

CON = construction phase

CON-NI = non-infrastructure (e.g. education and encouragement programs)

If "Other" is included, please describe additional phase(s) below.

--

**Note: For projects still in initial planning phases, for which design and/or engineering has not been completed, estimated costs are sufficient.**

For any funding that has been secured, complete the table below.

Amount	Source	Federal (Yes/No)	Additional Requirements (Including Deadlines for Use of Funds)

For any additional funds required to complete the project, please list any potential sources of funding that have been identified.

--

Can the project be completed in phases or otherwise segmented? If yes, please describe below.

**E. Project Status and Delivery Schedule**

Project Phase	Start Date	End Date	SGVCOG Assistance Requested (Yes/No)
PAED			
PSE			
ROW			
CON			
CON-NI			
CLOSEOUT			

What phase is the project currently in?

Identify any significant work and milestones that have been completed to date.

Please indicate any information that may be relevant to evaluating the feasibility of the project (OPTIONAL).

### **3. PROJECT READINESS**

Check all of the following that has been completed or is available for the project:

- Inclusion in General or Specific Plan
- Inclusion in Active Transportation or other mobility plan
- Inclusion in Capital Improvement Plan
- Cost estimate
- Outreach surveys (e.g. surveys of parents/students, residents, or business owners)
- Project advisory committee
- Other record of public support of the project
- Feasibility study
- Prior grant applications
- Photos of existing conditions
- Conceptual drawings/plans
- Traffic counts or other related dated
- Ridership/user projections
- Citywide plans that includes the project or project area.
- Environmental document
- Final design
- Other, please explain:

### **4. PROJECT BENEFITS**

Please identify any anticipated project benefits

- Mobility** (Improves mobility & reduce congestion; Minimizes vehicular & truck impacts; Reduces bus & rail transit congestion; Develops first/last mile strategies; or Reduces congestion caused by goods movement)

If applicable, briefly describe how the project addresses mobility:

- Safety** (Increases pedestrian & bicyclist safety; Increases transit user safety; or Increases rail & roadway safety)

If applicable, briefly describe how the project addresses safety:

- Sustainability** (Prepares for extreme weather events; Improves air quality and reduces GHG emissions; Improves public health and reduces obesity; Improves quality of life; or Conserves water and manage storm water)

If applicable, briefly describe how the project addresses sustainability:

- Economy** (Improves goods movement infrastructure; Improves access to jobs: Reduces travel time for workers and goods; Provides infrastructure to attract new business; Promotes development at station areas & corridors)

If applicable, briefly describe how the project addresses economy:

- Accessibility** (Improves transit, bike, pedestrian access to activity and job growth centers; Provides access to transit dependent populations; Increases bike/pedestrian access to transit; or Compliances with ADA at transit stations and stop)

If applicable, briefly describe how the project addresses accessibility:

- State of Good Repair** (Maintains safe & reliable mobility; or Minimizes rehabilitation & reconstruction costs)

If applicable, briefly describe how the project addresses state of good repair:

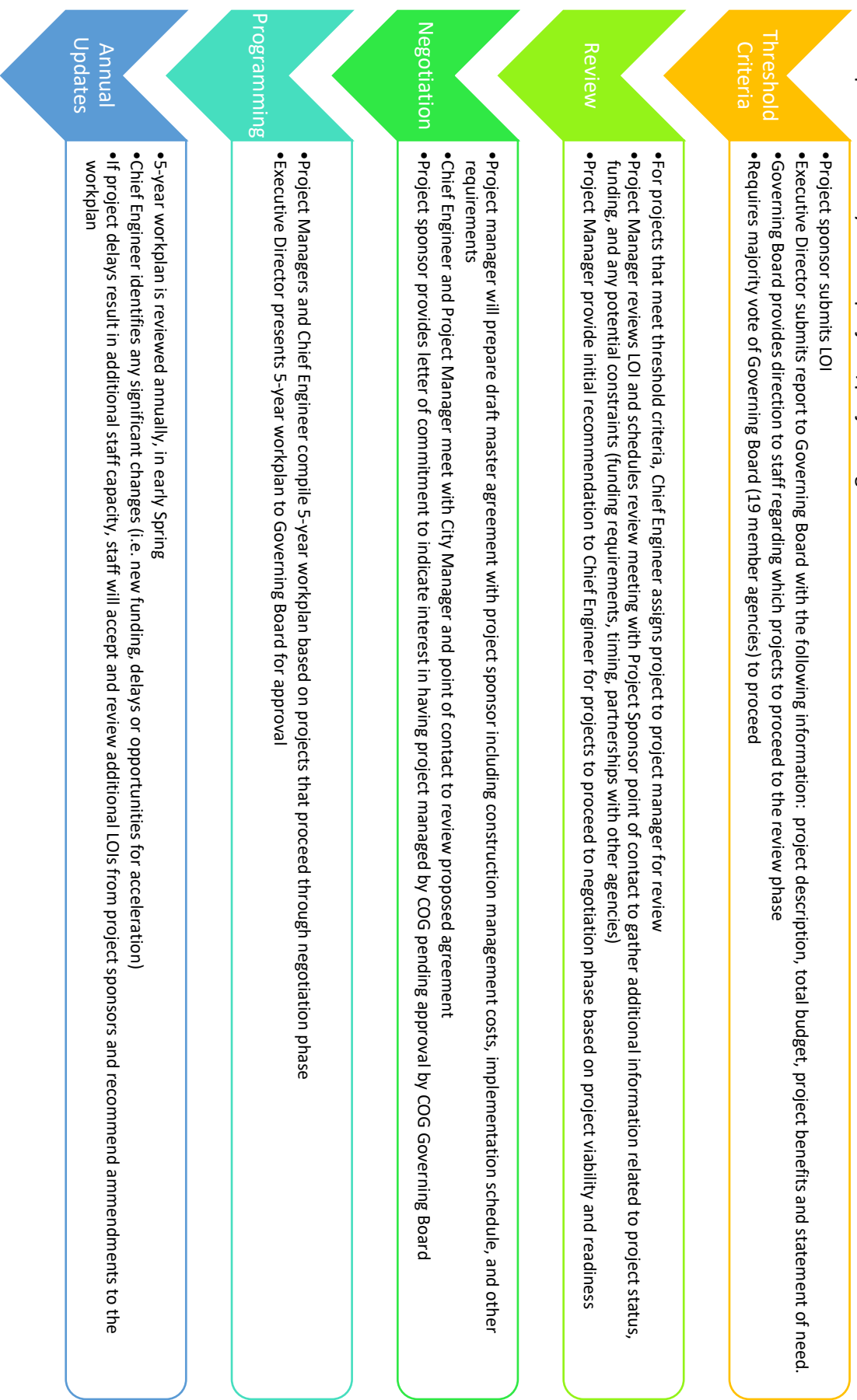
- Other** (If necessary, identify any other regionally significant project benefits not addressed above)

If applicable, briefly describe any other regionally significant project benefits:

**5. STATEMENT OF NEED**

Please explain any resource and/or technical limitations that your agency has on this project that you believe could be assisted with, or undertaken directly, by the SGVCOG.

## Review process for fully funded projects/project segments



Issues TBD:

- Levels of Governing Board / Committee review and approval
- Appeals process





## Review process for unfunded/partially funded projects

### Threshold Criteria

- Project sponsor submits LOI.
- Executive Director submits report to Governing Board with the following information: project description, total budget, project benefits and statement of need.
- Governing Board provides direction to staff regarding which projects to proceed to the review phase.

### Review

- For projects that meet threshold criteria, Chief Engineer assigns project to project manager for review.
- Project Manager and Director of Government & Community Relations reviews LOI and schedules review meeting with Project Sponsor point of contact to gather additional information related to project status, available funding, funding and/other constraints.
- Director of Government & Community Relations provide initial recommendation to Executive Director for projects to proceed to negotiation phase based on potential funding.

### Negotiation

- Project manager will prepare draft Memorandum of Understanding with project sponsor. MOU will include both an annual flat fee, based on project typology, and a Not To Exceed (NTE) for grant-writing. It will also identify commitment of COG to provide quarterly updates on funding opportunities. Project sponsors will be billed the flat rate upon execution of the MOU. Cities will be billed actual costs (consultant fees + staff time) for grant-writing. If the full grant-writing budget is exhausted, project manager will prepare an amendment to the MOU for consideration by the project sponsor.
- Director of Government & Community Relations and Project Manager meet with City Manager and point of contact to review proposed agreement
- Project sponsor provides letter of commitment to indicate interest in having project managed by COG pending approval by COG Governing Board.

### Programming

- Director of Government & Community Relations and Executive Director compile 5-year workplan based on projects that proceed through negotiation phase.
- Executive Director presents 5-year workplan to Governing Board for approval.

### Annual Updates

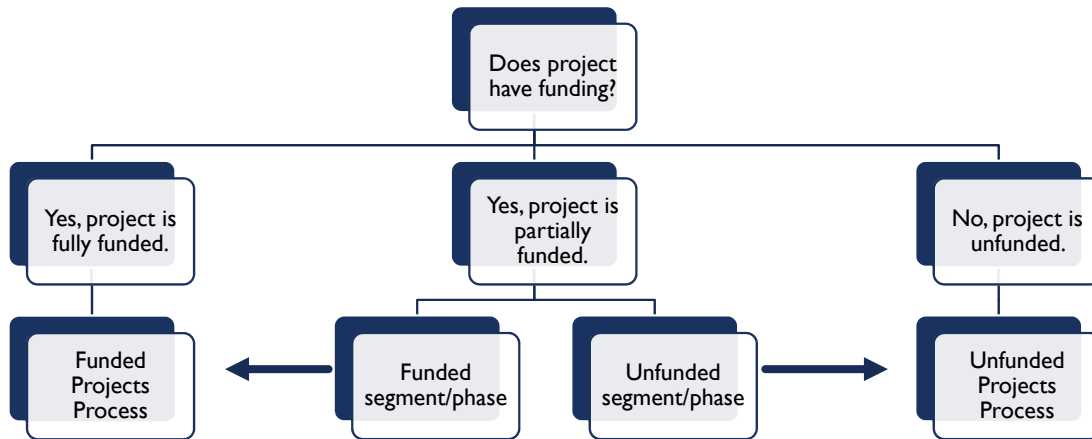
- 5-year workplan is reviewed annually, in early Spring.
- Executive Director identifies any significant changes. If a project is successfully awarded funding, the project sponsor may choose to submit the project for implementation by the COG through the LOI process.



# PROJECT DEVELOPMENT AND APPROVAL PROCESS



## FUNDING STATUS



## FUNDED PROJECTS - OVERVIEW




## FUNDED PROJECTS



- Project sponsor submits Letter of Interest (LOI)
- LOI includes the following
  - *Project Description*: budget, schedule and funding sources
  - *Project Benefits*: mobility; safety; sustainability; economy; accessibility; and state of good repair
  - *Statement of Need*: any resource and/or technical limitations that could be assisted with, or undertaken directly, by the SGVCOG.
- Project benefit categories as based on the SGVCOG Mobility Matrix
- Executive Director submits report to Governing Board summarizing all LOIs including project description, total budget, project benefits, statement of need and initial recommendation
- Governing Board provides direction to staff regarding which projects to proceed to the Review Phase
- Requires majority vote of Board (19 agencies) to proceed


## FUNDED PROJECTS



Sample Project Report to Governing Board

<b>Project Sponsor(s):</b> ABC City	<b>Project Description:</b> Construct a 3-mile multi-use trail along the flood control channel, including at-grade crossings and safety improvements at 4 intersections.	<b>Project Cost:</b> \$4M	<b>Funding Source:</b> ATP Cycle 3 (State-only funds)
<b>Threshold Criteria</b>			
<b>Mobility:</b> Improves I <sup>5</sup> /Last Mile connections	<b>Safety:</b> Off-street trail eliminates bike/ped conflicts with vehicles	<b>Sustainability:</b> Provides alternative mode for trips that reduces GHGs and improves public health through increased physical activity	<b>Economy:</b> N/A
		<b>Accessibility:</b> Improves bike/ped access to activity and job centers; and includes ADA improvements	<b>State of Good Repair:</b> N/A
<b>Statement of Need:</b> ABC City has no prior experience developing projects within the flood control channel, including coordinating with LA DPW and Army Corps. ABC City does not have sufficient staff capacity to manage project within timeline required by granting agency.			

## FUNDED PROJECTS



- For projects that meet threshold criteria, Chief Engineer assigns project to project manager for review
- Project Manager reviews LOI and schedules review meeting with Project Sponsor point of contact to gather additional information related to project status, available funding, and any potential constraints (funding requirements, timing, partnerships with other agencies)
- Project Manager provide initial recommendation to Chief Engineer for projects to proceed to negotiation phase based on project viability and readiness

## FUNDED PROJECTS



- Project manager will prepare draft master agreement with project sponsor including construction management costs, implementation schedule, and other requirements
- Chief Engineer and Project Manager meet with City Manager and point of contact to review proposed agreement
- Project sponsor provides letter of commitment to indicate interest in having project managed by COG, pending approval by COG Governing Board.

## FUNDED PROJECTS



- Project Managers and Chief Engineer compile 5-year workplan based on projects that proceed through negotiation phase
- Executive Director presents 5-year workplan to Governing Board for approval
- Per Governing Board direction, all agency-to-agency agreements would also be submitted separately for approval by the Board

## FUNDED PROJECTS



	Funding Programming Year (In Millions)					Total
	FY 19-20	FY 20-21	FY 21-22	FY 22-23	FY 23-24	
<b>Regional Surface Transportation Improvements</b>						
Mobility Improvement Project for Main Street						
SB I	\$2.00	\$4.00	\$4.00			\$10.00
Measure M Local Return	\$1.00	\$1.00	\$1.00			\$3.00
Total	\$3.00	\$5.00	\$5.00			\$13.00
<b>Signal Synchronization &amp; Bus Speed Improvements</b>						
BRT Lane and Grade Separation for Central Boulevard						
CMAQ			\$1.00	\$8.00	\$8.00	\$17.00
ExpressLanes Net Toll Revenue			\$1.00	\$6.00	\$6.00	\$13.00
Total			\$2.00	\$14.00	\$14.00	\$30.00
<b>Bicycle &amp; Pedestrian Improvements</b>						
ABC Greenway Project						
ATP Cycle 4		\$1.00	\$3.00			\$4.00
Measure M ATP 2%		\$0.50	\$0.50			\$1.00
Total		\$1.50	\$3.50			\$5.00
<b>TOTAL</b>	<b>\$3.00</b>	<b>\$6.50</b>	<b>\$10.50</b>	<b>\$14.00</b>	<b>\$14.00</b>	<b>\$48.00</b>

## FUNDED PROJECTS



- 5-year workplan is reviewed annually, in early Spring.
- Chief Engineer identifies any significant changes (i.e. new funding, delays or opportunities for acceleration).
- If project delays result in additional staff capacity, staff will accept and review additional LOIs from project sponsors and recommend amendments to the workplan.

## UNFUNDED PROJECTS - OVERVIEW




## UNFUNDED PROJECTS



- Project sponsor submits Letter of Interest (LOI)
- LOI includes the following
  - *Project Description*: budget, schedule and funding opportunities
  - *Project Benefits*: mobility; safety; sustainability; economy; accessibility; and state of good repair
  - *Statement of Need*: any resource and/or technical limitations that could be assisted with, or undertaken directly, by the SGVCOG.
- Project benefit categories as based on the SGVCOG Mobility Matrix
- Executive Director submits report to Governing Board summarizing all LOIs including project description, total budget, project benefits, statement of need and initial recommendation
- Governing Board provides direction to staff regarding which projects to proceed to the Review Phase
- Requires majority vote of Board (19 agencies) to proceed



## UNFUNDED PROJECTS



**Sample Project Report to Governing Board**

<b>Project Sponsor(s):</b> ABC City	<b>Project Description:</b> Construct a 3-mile multi-use trail along the flood control channel, including at-grade crossings and safety improvements at 4 intersections.	<b>Project Cost (Est):</b> \$4-6M	<b>Funding Source:</b> ATP, Call for Projects
<b>Project:</b> ABC City Greenway Project			
<b>Threshold Criteria</b>			
<b>Mobility:</b> Improves 1 <sup>st</sup> /Last Mile connections	<b>Safety:</b> Off-street trail eliminates bike/ped conflicts with vehicles	<b>Sustainability:</b> Provides alternative mode for trips that reduces GHGs and improves public health through increased physical activity	<b>Economy:</b> N/A
		<b>Accessibility:</b> Improves bike/ped access to activity and job centers; and includes ADA improvements	<b>State of Good Repair:</b> N/A
<b>Statement of Need:</b> ABC City does not have sufficient staff capacity to track potential funding sources and develop grant applications.			

## UNFUNDED PROJECTS



- For projects that meet threshold criteria, Chief Engineer assigns project to project manager for review
- Project Manager and Director of Community & Government Relations reviews LOI and schedules review meeting with Project Sponsor point of contact to gather additional information related to project status, potential funding, and other constraints
- Project Manager and Director of Community & Government Relations provide initial recommendation to Executive Director for projects to proceed to negotiation phase based on project viability and readiness

## UNFUNDED PROJECTS



- Project manager will prepare draft Memorandum of Understanding with project sponsor.
- Director of Government & Community Relations and Project Manager meet with City Manager and point of contact to review proposed agreement
- Project sponsor provides letter of commitment to indicate interest in having project managed by COG pending approval by COG Governing Board

## UNFUNDED PROJECTS



- MOU Structure:
  - MOU will include both an annual flat fee, based on project typology, and a Not To Exceed (NTE) for grant-writing
  - COG will provide Project Sponsor with quarterly updates on funding opportunities
  - Project sponsors will be billed the flat rate upon execution of the MOU
  - Cities will be billed actual costs (consultant fees + staff time) for grant-writing
  - If the full grant-writing budget is exhausted, project manager will prepare an amendment to the MOU for consideration by the Project Sponsor

UNFUNDED PROJECTS

```

graph LR
    A[Threshold Criteria] --> B[Review]
    B --> C[Negotiation]
    C --> D[Programming]
    D --> E[Annual Updates]
            
```

**Flat Fee by Project Type (Draft)**

Project Type	Annual Flat Fee
Regional Surface Transportation Improvements	\$10,000
Goods Movement Improvements	\$10,000
Signal Synchronization & Bus Speed Improvements	\$5,000
Transportation Demand Management	\$5,000
Bicycle & Pedestrian Improvements	\$5,000
Other	TBD (Case-by-case)

UNFUNDED PROJECTS

```

graph LR
    A[Threshold Criteria] --> B[Review]
    B --> C[Negotiation]
    C --> D[Programming]
    D --> E[Annual Updates]
            
```

- **Sample Cost Structure: ABC City Greenway Project**
  - Project Type: Active Transportation
  - Annual Flat Fee: \$5,000 (billed upon execution of MOU)
  - NTE Budget for Grant-writing: \$50,000 (billed only if used)

## UNFUNDED PROJECTS



- Director of Government & Community Relations and Executive Director compile 5-year workplan based on projects that proceed through negotiation phase
- Executive Director presents 5-year workplan to Governing Board for approval

## UNFUNDED PROJECTS



- 5-year workplan is reviewed annually, in early Spring
- Executive Director identifies any significant changes
- If a project is successfully awarded funding, the project sponsor may choose to submit the project for implementation by the COG through the LOI process

PROJECT DEVELOPMENT AND APPROVAL PROCESS

# Questions

PROJECT DEVELOPMENT AND APPROVAL PROCESS

# LOI Process

## PROJECT DEVELOPMENT AND APPROVAL PROCESS - LOI

- The first step in the project evaluation and selection
- Intended to be a simple and straightforward tool for collecting basic project information
- Not a competitive funding process - project sponsors are encouraged to contact SGVCOG staff with questions and issues when completing the LOI.
- **Note: There will be an application deadline to submit LOIs in order to develop the 5-year workplan and prepare annual workplan updates. LOIs will not be accepted outside of that deadline. However, the Governing Board may approve exceptions under specific circumstances (e.g. a new source of funding becomes available). In those instances, notification will be sent to all eligible Project Sponsors.**

## UNFUNDED PROJECTS

**Project Sponsor**

Project Information

Project Readiness

Project Benefits

Statement of Need

- **Project sponsor:**
  - Contact information for the point of contact that will manage the application process and who can provide information during the review and negotiation process.
  - In some instances, there may be a different contact for questions regarding the application itself and the application process.
- **Partnering agencies:**
  - Identifies additional cities or agencies involved in the implementation of the project.
  - For multi-jurisdictional projects, a lead point of contact from a single city should be identified under "Project Sponsor". That point of contact will be responsible for assisting with coordination of points of contact from other partner agencies.
- **Note: LOIs must be initiated by SGVCOG member agencies. However, they can submit a project that is owned by another agency (e.g. Caltrans). Ultimately, approval will need to be obtained from the project owner during the negotiation phase.**

## UNFUNDED PROJECTS

Project  
Sponsor

**Project  
Information**

Project  
Readiness

Project  
Benefits

Statement  
of Need

- **Project scope:** Provides a brief explanation of the types of work and/or the major elements that are proposed.
- **Note: If a project sponsor is requesting assistance from the SGVCOG on specific segment or phase of the project, that should be clearly indicated in the Project Scope.**
- *Ex: The Central Boulevard (BRT) project will create dedicated bus lanes along 3.5 miles of Central Boulevard in ABC City, from Main Street to Vine Street. The lanes will be used by Metro 123 line and Foothill Transit 321 line. This project will create median-running transit-only lanes that border center landscaped medians along Central Boulevard, physically separated from the two lanes of mixed flow traffic in each direction. The design will allow for all-door boarding, transit signal priority, and traffic signal optimization. Additionally, a grade separation at Central Boulevard and Main Street will allow for continuous BRT access to the ABC Transit Center. The project also includes pedestrian improvements, a Class 2 bike lane, signal upgrades, new streetlights, new landscaping, and roadway resurfacing. ABC City is requesting assistance from the SGVCOG on all phases and segments of the project.*

## UNFUNDED PROJECTS

Project  
Sponsor

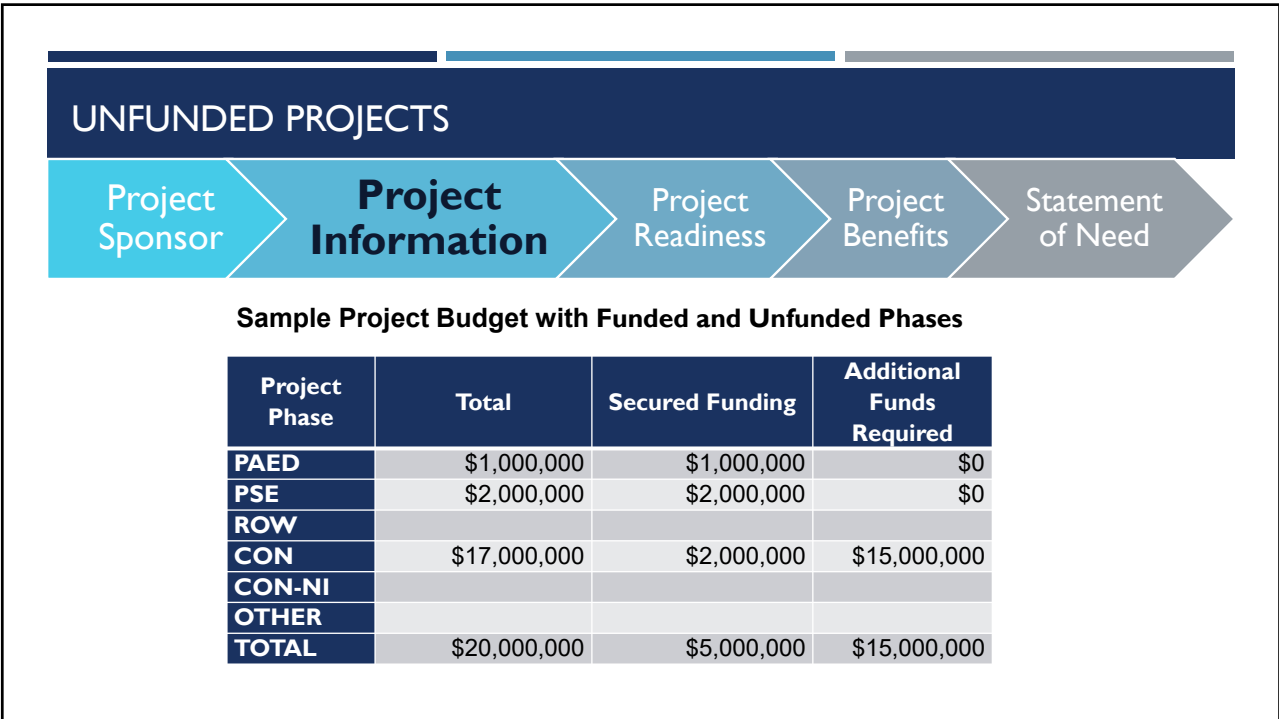
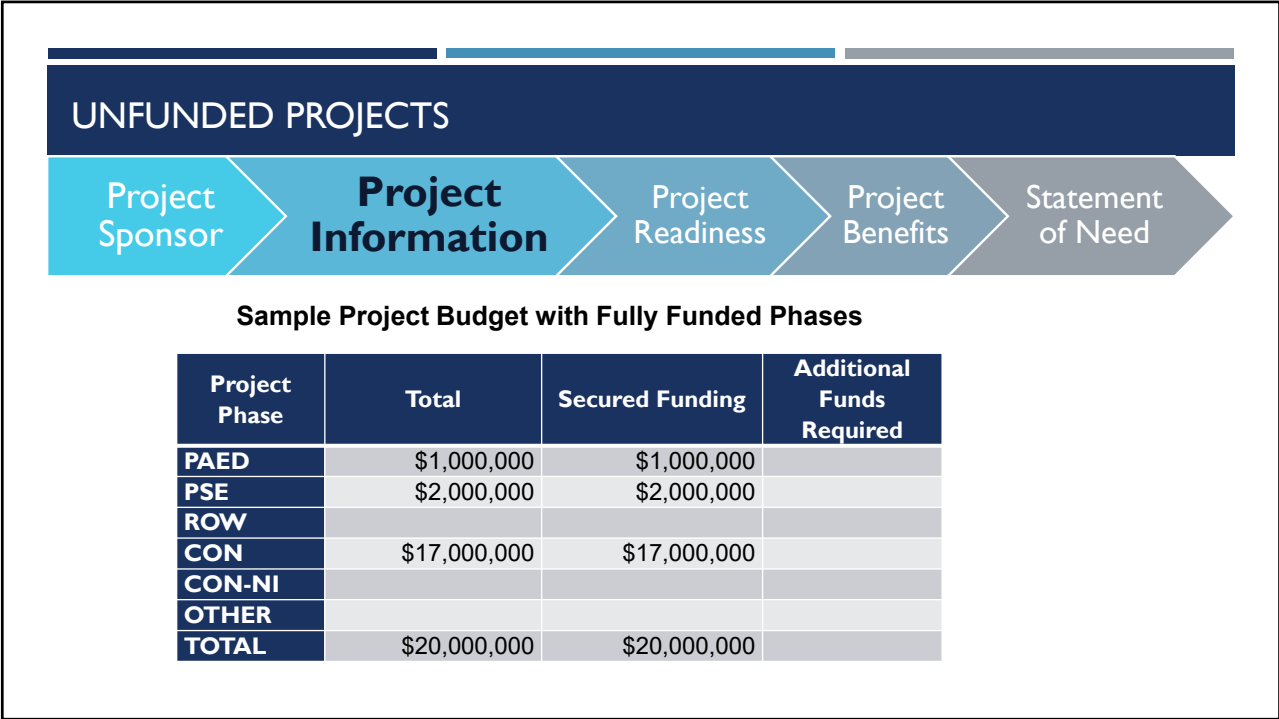
**Project  
Information**

Project  
Readiness

Project  
Benefits

Statement  
of Need

- **Project cost and funding:** Provides information on project cost and funding sources by phase.
  - *Project Cost by Phase:* Lists the total cost of the project, by phase, and identifies secured funding and any additional funding required.
  - Phases are as follows:
    - PAED = environmental phase
    - PSE = plans, specifications, and estimates phase
    - ROW = right-of-way phase
    - CON = construction phase
    - CON-NI = non-infrastructure (e.g. education and encouragement programs)
    - Other = Any phase (e.g. pre-planning) not included above
  - **Note: For projects still in initial planning phases, for which design and/or engineering has not been completed, estimated costs are sufficient.**





UNFUNDED PROJECTS

Project Sponsor

Project Information

Project Readiness

Project Benefits

Statement of Need

**Sample Project Budget with Unfunded Phases**

Project Phase	Total	Secured Funding	Additional Funds Required
PAED	\$1,000,000		\$1,000,000
PSE	\$2,000,000		\$2,000,000
ROW			
CON	\$17,000,000		\$17,000,000
CON-NI			
OTHER			
TOTAL	\$20,000,000		\$1,000,000

UNFUNDED PROJECTS

Project Sponsor

Project Information

Project Readiness

Project Benefits

Statement of Need

- Funding by Source:* Lists the funding by source.
- Required to indicate any federal sources of funding.
- Briefly indicate any requirements associated with the funding, such as deadlines for project completion or limitations on the use of the funding.
- Note:** If the project is unfunded, this table will be left blank. Instead, the project sponsor can briefly identify any potential sources that may be applicable (e.g. CMAQ, ATP, Metro Call for Projects, etc).

## UNFUNDED PROJECTS

Project Sponsor
**Project Information**
Project Readiness
Project Benefits
Statement of Need

**Sample List of Funding by Source.**

Amount	Source	Federal (Yes/No)	Additional Requirements (Including Deadlines for Use of Funds)
\$15,000,000	CMAQ	Yes	Project must be completed by June 2021
\$2,000,000	ExpressLanes Net Toll Revenue	No	Funds must be expended by June 2020.
\$3,000,000	Measure M Local Return	No	

## UNFUNDED PROJECTS

Project Sponsor
**Project Information**
Project Readiness
Project Benefits
Statement of Need

- *Phases & Segmenting:* Indicates if the funding sources allow for the project to be completed in phases or segmented, which would allow for the fully funded phases or segments to be reviewed independently from the unfunded phases or segments. The funded phases or segments would be reviewed separately and evaluated for constructability.
- *Ex:*
  - *Funding source allows environmental clearance, design and engineering to completed without funding secured for ROW acquisition and construction.*
  - *Project may be segmented into Phase 1 and 2, with the project limits as follows:*
    - *Phase 1: Central Avenue to Main Street (1 Mile)*
    - *Phase 2: Main Street to Western Boulevard (2 Miles)*

**UNFUNDED PROJECTS**

Project Sponsor

**Project Information**

Project Readiness

Project Benefits

Statement of Need

- Project Status & Delivery Schedule:* Identifies proposed project schedule by phase.
- If the project has been initiated, the current phase of the project should be indicated.
- Project Sponsor should indicate which phase(s) it is requesting the SGVCOG's assistance on.
- Additionally, the Project Sponsor should indicate any work that has been completed to date.

**UNFUNDED PROJECTS**

Project Sponsor

**Project Information**

Project Readiness

Project Benefits

Statement of Need

**Sample Project Delivery Schedule.**

Project Phase	Start Date	End Date	SGVCOG Assistance Requested (Yes/No)
<b>PAED</b>	July 2020	June 2021	Yes
<b>PSE</b>	July 2021	December 2021	Yes
<b>ROW</b>	N/A	N/A	Yes
<b>CON</b>	January 2022	December 2023	Yes
<b>CON-NI</b>	N/A	N/A	N/A
<b>CLOSEOUT</b>	January 2024	June 2024	Yes

## UNFUNDED PROJECTS

Project  
Sponsor

Project  
Information

**Project  
Readiness**

Project  
Benefits

Statement  
of Need

- Identifies any work related to the project that has been completed.
- Particularly relevant for projects that have not been formally initiated and/or are not fully funded.
- Relevant information includes, but is not limited to:
  - Inclusion or consistency with General or Specific Plans;
  - Inclusion in active transportation plan or other mobility plans;
  - Inclusion in CIP;
  - Community outreach process;
  - Relevant data ;and
  - Preliminary design or planning work.

## UNFUNDED PROJECTS

Project  
Sponsor

Project  
Information

Project  
Readiness

**Project  
Benefits**

Statement  
of Need

- Identifies the project's alignment with existing SGVCOG regional benefit metrics.
- These metrics were adapted from the SGVCOG's Mobility Matrix:  
<http://libraryarchives.metro.net/DPGTL/studies/2015-subregional-mobility-matrix-san-gabriel-valley-v4.pdf>

## UNFUNDED PROJECTS

Project  
Sponsor

Project  
Information

Project  
Readiness

**Project  
Benefits**

Statement  
of Need

- **Mobility**

- Definition: Improves mobility & reduce congestion; Minimizes vehicular & truck impacts; Reduces bus & rail transit congestion; Develops first/last mile strategies; or Reduces congestion caused by goods movement.
- Ex: *This project implements first/last mile improvements identified in Metro's First/Last Mile Strategic plan and is consistent with the ABC City's First/Last Mile Plan for ABC Light Rail Station.*

- **Safety**

- Definition: Increases pedestrian & bicyclist safety; Increases transit user safety; or Increases rail & roadway safety.
- Ex: *This project will improve bicycle and pedestrian safety by reducing intersection crossing distances with bulbouts, installing mid-block HAWK signals and crossings, and developing a Class 1 protected bike lane.*

## UNFUNDED PROJECTS

Project  
Sponsor

Project  
Information

Project  
Readiness

**Project  
Benefits**

Statement  
of Need

- **Sustainability**

- Definition: Prepares for extreme weather events; Improves air quality and reduces GHG emissions; Improves public health and reduces obesity; Improves quality of life; or Conserves water and manage storm water.
- Ex: *This project promotes sustainability and improves quality of life by encouraging healthy lifestyles through active transportation. Additionally, the project includes stormwater capture features, including bioswales, and features drought tolerant landscape and energy efficient lighting.*

- **Economy**

- Definition: Improves goods movement infrastructure; Improves access to jobs: Reduces travel time for workers and goods; Provides infrastructure to attract new business; Promotes development at station areas & corridors.
- Ex: *The project supports the local economy through its consistency with ACE specific plan for the area, which intended to develop a new pedestrian-friendly commercial corridor along Main Street. Additionally, the proposed project provides enhanced bicycle access to 10 local K-12 schools, 2 universities, and a major employment center new Main Street and Central Boulevard.*

## UNFUNDED PROJECTS

Project  
Sponsor

Project  
Information

Project  
Readiness

**Project  
Benefits**

Statement  
of Need

- **Accessibility**

- **Definition:** Improves transit, bike, pedestrian access to activity and job growth centers; Provides access to transit dependent populations; Increases bike/pedestrian access to transit; or Compliances with ADA at transit stations and stop.
- **Ex:** *This project serves a highly transit-dependent community. According to the most recent census data, over 15% of the population within .5 mile of the project area does not own a vehicle and is transit dependent. Additionally, the project falls within census tracts that have an average Cal Enviroscreen Percentile Score of 91-95%. The project also includes ADA compliance components, including redesign of curb ramps.*

## UNFUNDED PROJECTS

Project  
Sponsor

Project  
Information

Project  
Readiness

**Project  
Benefits**

Statement  
of Need

- **State of Good Repair**

- **Definition:** Maintains safe & reliable mobility; or Minimizes rehabilitation & reconstruction costs
- **Ex:** *This project includes several repairs and improvements at ABC Transit Center and bus stations along the route including escalator repairs at the transit center, new canopies, floor tile repair, installation of security cameras and improved lighting.*
- **Other:** This section may be used, if necessary, to identify any other regionally significant project benefits not addressed in the other categories.
  - **Ex:**
    - *Project assists with City's MS-4 permit compliance*
    - *Project provides additional park access in a park-poor community*

## UNFUNDED PROJECTS

Project  
Sponsor

Project  
Information

Project  
Readiness

Project  
Benefits

**Statement  
of Need**

- This section of the LOI identifies any resource and/or technical limitations related to the proposed project that could be assisted with, or undertaken directly, by the SGVCOG. This is intended to identify the “value-add” of having the SGVCOG manage the project.
- *Ex: ABC City has no prior experience developing projects within the flood control channel, including coordinating with LA DPW and Army Corps. ABC City does not have sufficient staff capacity to manage project within timeline required by granting agency.*





Attachment E  
**Capital Projects Evaluation & Selection Process**  
**1/30/18**

Contents

I. Overview .....	2
A. Objective .....	2
B. Program Objectives .....	2
C. Background .....	2
D. Staff Roles .....	2
E. Potential Funding Sources .....	3
II. Outreach.....	3
III. Funding Status (Funded vs. Unfunded) .....	3
Review Process for Funded vs. Unfunded Projects. ....	4
IV. Letter of Interest (LOI).....	5
A. Project Sponsor Information .....	5
B. Project Information .....	5
C. Project Readiness .....	8
D. Project Benefits .....	9
E. Statement of Need .....	10
V. Threshold Criteria .....	10
VI. Review .....	11
VII. Negotiation.....	12
VIII. Programming .....	13
IX. Annual Updates.....	14
Attachments .....	14

## I. Overview

### A. Objective

The objective of this manual is to provide a framework of management procedures and practices for the evaluation and selection process for projects to be managed by the San Gabriel Valley Council of Governments (SGVCOG). This includes both construction management functions, to be undertaken by the SGVCOG's construction arm, Advanced Construction & Engineering, (ACE), and the project development activities, such as identifying and securing funding and conceptual planning. The manual outlines the responsibilities of SGVCOG staff and the Governing Board for the different elements of the evaluation and selection process.

### B. Program Objectives

The primary objectives of the ACE program are to 1) support and expedite the delivery of capital projects in the San Gabriel Valley and 2) secure funding for planning and capital projects in the San Gabriel Valley.

### C. Background

The SGVCOG is a joint powers authority made up of representatives from 31 cities, three Los Angeles County Supervisorial Districts, and the three Municipal Water Districts (San Gabriel Valley Municipal Water District, Three Valleys Municipal Water District, and Upper San Gabriel Valley Municipal Water District) located in the San Gabriel Valley. Each of the 31 incorporated cities and each Los Angeles Supervisorial District has one seat on the Governing Board, while the three municipal water districts share one seat on the Governing Board.

In 2017, the SGVCOG Governing Board approved the expansion of ACE to allow it to undertake large capital transportation projects across the San Gabriel Valley. Previously, the ACE Construction Authority was a single-purpose construction authority created by the SGVCOG in 1998 to mitigate the impacts of significant increases in rail traffic in the San Gabriel Valley.

### D. Staff Roles

The project evaluation and selection process is a coordinated effort between several SGVCOG staff positions:

- **Executive Director:** Submits both Threshold Criteria report and 5-year workplans to Governing Board for approval. Reviews and finalizes all staff recommendations.
- **Chief Engineer:** Assigns projects to project managers for review. Reviews project manager recommendations for projects to proceed to Negotiation Phase. Leads programming effort for funded projects. Develops annual update to workplan.
- **Project Manager:** Reviews LOIs, meets with project sponsors and makes recommendations on projects to proceed to Negotiation Phase based on project status, funding, and any potential constraints. Prepares draft Master Agreement for funded projects and Memorandums of Understanding (MOUs) for unfunded

projects. Assists with 5-year workplan development. Manages implementation of approved projects.

- **Director of Government & Community Relations:** In coordination with Project Managers, reviews LOIs for all unfunded projects and makes recommendations on projects to proceed to Negotiation Phase. Manages the procurement and contracting processes for the individual SPG projects, with support from the Project Manager. Leads programming effort for unfunded projects. Manages efforts related to unfunded projects, including grant application development and quarterly reporting.

## E. Potential Funding Sources

Project sponsors may use an eligible funding source for the planning, development and implementation of projects. Examples of potential funding sources include the following:

- **Congestion Mitigation and Air Quality Improvement (CMAQ):** This funding is administered by Federal Highway Administration (FHWA). The FAST Act provides from \$2.3 to almost \$2.5 billion in CMAQ funding for each year of the authorization-2016 through 2020.
- **Senate Bill 1 (SB 1):** State funding allocated through SB1 designated to invest more funding to improve transportation infrastructure and safety.
- **Active Transportation Program (ATP):** State funding dedicated to improving the active transportation infrastructure in the State.
- **Local Sales Tax (Prop A & C, Measures R & M):** Voter-approved sales tax measures that provide both programmatic funding and local return for projects that address mobility, congestion, safety and other transportation-related goals.

## II. Outreach

The SGVCOG is committed to a robust member agency outreach process to ensure that all entities fully understand the review and evaluation process. There will be outreach to all relevant Technical Advisory Committees (TACs)(City Managers, Planning and Public Works), the Transportation Committee and one-on-one meetings with potential project sponsors. Additionally, the SGVCOG will facilitate meetings between multiple agencies to develop multi-jurisdictional projects, as appropriate. Attachment A is a sample outreach presentation.




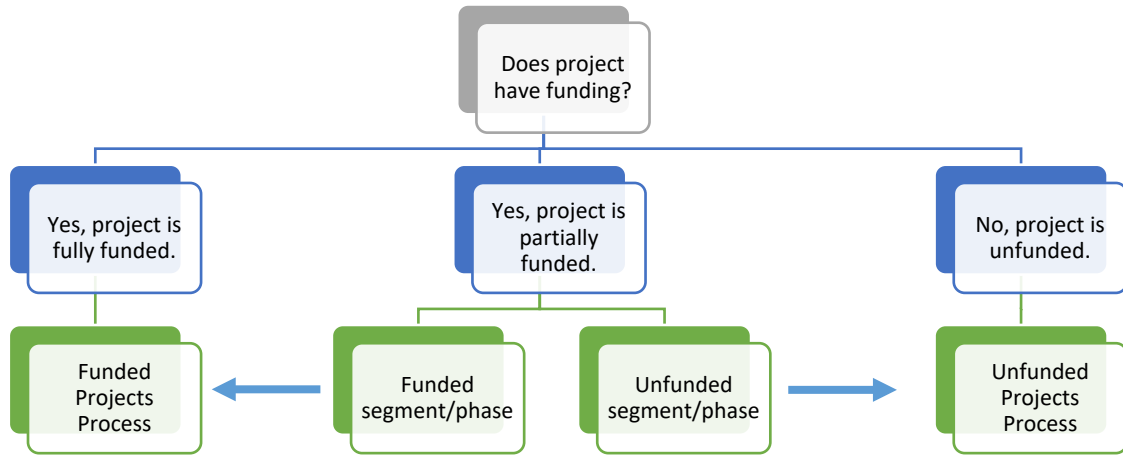
Figure 1.  
Agency Outreach Strategies.

## III. Funding Status (Funded vs. Unfunded)

There are differences in the review and negotiation processes between funded and unfunded projects. Details on each process are provided in subsequent sections of this

manual. Generally, funded projects are reviewed based on technical aspects (i.e. constructability, funding ability, and funding and/or timing constraints). Alternatively, unfunded projects are reviewed based on their fundability (e.g. alignment with known funding/ grant programs, completion of pre-planning activities, evidence of city council and/or community support). As shown in Figure 2, projects that are partially funded will be bifurcated into funded and unfunded segments for the purposes of review and negotiation.

**Note: If during the review process it is determined that the estimated total budget for any project segment or phase exceeds secured funding, project sponsors will have the option to either guarantee funding for any funding gaps during the negotiation phase, or have that phase or segment treated as unfunded.**



**Figure 2.**  
**Review Process for Funded vs. Unfunded Projects.**

Figure 3 shows a sample project budget for which full funding has only been secured for the Project Approval and Environmental Document (PA&ED) and Plans, Specifications, and Estimates (PS&E) phases of the project and for which partial funding has been secured for Construction (CON).

Project Phase	Total	Secured Funding	Additional Funds Required
PAED	\$1,000,000	\$1,000,000	\$0
PSE	\$2,000,000	\$2,000,000	\$0
ROW			
CON	\$17,000,000	\$2,000,000	\$15,000,000
CON-NI			
TOTAL	\$20,000,000	\$5,000,000	\$15,000,000

Funded Projects Process

←

Unfunded Projects Process

←

**Figure 3.**  
**Sample Project Budget with Funded and Unfunded Phases.**

## IV. Letter of Interest (LOI)

The first step in the project evaluation and selection is the Letter of Interest (LOI). In developing the LOI, the intent was to develop a simple and straightforward tool for collecting basic project information. Because this is not a competitive funding process, project sponsors are encouraged to contact SGVCOG staff with questions and issues when completing the LOI. **Attachment B provides the complete LOI template.** Below is a summary of each section of the LOI.

**Note: There will be an application deadline to submit LOIs in order to develop the 5-year workplan and prepare annual workplan updates. LOIs will not be accepted outside of that deadline. However, the Governing Board may approve exceptions under specific circumstances (e.g. a new source of funding becomes available). In those instances, notification will be sent to all eligible Project Sponsors.**

### A. Project Sponsor Information

- **Project sponsor:** Provides the contact information for the point of contact that will manage the application process and who can provide information during the review and negotiation process. In some instances, there may be a different contact for questions regarding the application itself and the application process.
- **Partnering agencies:** Identifies additional cities or agencies involved in the implementation of the project. For multi-jurisdictional projects, a lead point of contact from a single city should be identified under “Project Sponsor”. That point of contact will be responsible for assisting with coordination of points of contact from other partner agencies.

**Note: For multi-jurisdictional projects, a lead point of contact from a single city should be identified under “Project Sponsor”. That point of contact will be responsible for assisting with coordination of points of contact from other partner agencies.**

**Note: LOIs must be initiated by SGVCOG member agencies. Member agencies may submit a project that is owned by another agency. However, approval will need to be obtained from the project owner during the negotiation phase.**

### B. Project Information

- **Project name:** Provides a brief working title for the project that clearly identifies type of project (e.g. intersection improvement, bike/ped improvement, grade separation, etc).

*Ex: BRT Lane and Grade Separation for Central Boulevard*

- **Project location:** Identifies project limits that identifies road names, intersection cross street names, and/or geographical references of where the project is located.

*Ex: 3.5-mile dedicated BRT lane along Central Boulevard from Main Street (east boundary) to Vine Street (west boundary). BRT grade separation at intersection of Central Boulevard and Main Street.*

- **Project scope:** Provides a brief explanation of the types of work and/or the major elements that are proposed.

**Note:** If a project sponsor is requesting assistance from the SGVCOG on specific segment or phase of the project, that should be clearly indicated in the Project Scope.

*Ex: The Central Boulevard (BRT) project will create dedicated bus lanes along 3.5 miles of Central Boulevard in ABC City, from Main Street to Vine Street. The lanes will be used by Metro 123 line and Foothill Transit 321 line. This project will create median-running transit-only lanes that border center landscaped medians along Central Boulevard, physically separated from the two lanes of mixed flow traffic in each direction. The design will allow for all-door boarding, transit signal priority, and traffic signal optimization. Additionally, a grade separation at Central Boulevard and Main Street will allow for continuous BRT access to the ABC Transit Center. The project also includes pedestrian improvements, a Class 2 bike lane, signal upgrades, new streetlights, new landscaping, and roadway resurfacing. ABC City is requesting assistance from the SGVCOG on all phases and segments of the project.*

- **Project cost and funding:** Provides information on project cost and funding sources by phase.

Project Cost by Phase

The first table lists the total cost of the project, by phase, and identifies secured funding and any additional funding required.

Phases are as follows:

- PAED = environmental phase
- PSE = plans, specifications, and estimates phase
- ROW = right-of-way phase
- CON = construction phase
- CON-NI = non-infrastructure (e.g. education and encouragement programs)

Ex:

Project Phase	Total	Secured Funding	Additional Funds Required
PAED	\$1,000,000	\$1,000,000	
PSE	\$2,000,000	\$2,000,000	
ROW			
CON	\$17,000,000	\$17,000,000	
CON-NI			
OTHER			
TOTAL	\$20,000,000	\$20,000,000	

**Figure 4.**  
**Sample Project Budget with Fully Funded Phases.**

	Total	Secured Funding	Additional Funds Required
PAED	\$1,000,000	\$1,000,000	\$0
PSE	\$2,000,000	\$2,000,000	\$0
ROW			
CON	\$17,000,000	\$2,000,000	\$15,000,000
CON-NI			
OTHER			
TOTAL	\$20,000,000	\$5,000,000	\$15,000,000

**Figure 5.**

**Sample Project Budget with Funded and Unfunded Phases.**

	Total	Secured Funding	Additional Funds Required
PAED	\$1,000,000		\$1,000,000
PSE	\$2,000,000		\$2,000,000
ROW			
CON	\$17,000,000		\$17,000,000
CON-NI			
OTHER			
TOTAL	\$20,000,000		\$20,000,000

**Figure 6.**

**Sample Project Budget with Unfunded Phases.**

**Note:** For projects still in initial planning phases, for which design and/or engineering has not been completed, estimated costs are sufficient.

Funding by Source

The second table lists the funding by source. Project sponsors are required to indicate any federal sources of funding. Additionally, project sponsors should briefly indicate any requirements associated with the funding, such as deadlines for project completion or limitations on the use of the funding.

Ex:

Amount	Source	Federal (Yes/No)	Additional Requirements (Including Deadlines for Use of Funds)
\$15,000,000	CMAQ	Yes	Project must be completed by June 2021
\$2,000,000	ExpressLanes Net Toll Revenue	No	Funds must be expended by June 2020.
\$3,000,000	Measure M Local Return	No	

**Figure 7.**

**Sample List of Funding by Source.**

**Note: If the project is unfunded, this table will be left blank. Instead, the project sponsor can briefly identify any potential sources that may be applicable (e.g. CMAQ, ATP, Metro Call for Projects, etc).**

Phases & Segmenting

This question provides project sponsors the opportunity to indicate if the funding sources allow for the project to be completed in phases or segmented. This would allow for the fully funded phases or segments to be reviewed independently from the unfunded phases or segments. The funded phases or segments would be reviewed separately and evaluated for constructability, as described in Section VI (Review).

*Ex:*

- *Funding source allows environmental clearance, design and engineering to completed without funding secured for ROW acquisition and construction.*
- *Project may be segmented into Phase 1 and 2, with the project limits as follows:*
  - *Phase 1: Central Avenue to Main Street (1 Mile)*
  - *Phase 2: Main Street to Western Boulevard (2 Miles)*

Project Status & Delivery Schedule

This section includes a table that identifies the Project Sponsor’s proposed project schedule by phase. If the project has been initiated, the current phase of the project should be indicated in the space below the table. Project sponsor should indicate which phase(s) it is seeking assistance in implementing. Additionally, the Project Sponsor should indicate any work that has been completed to date.

*Ex:*

<b>Project Phase</b>	<b>Start Date</b>	<b>End Date</b>	<b>SGVCOG Assistance Requested (Yes/No)</b>
PAED	July 2020	June 2021	Yes
PSE	July 2021	December 2021	Yes
ROW	N/A	N/A	Yes
CON	January 2022	December 2023	Yes
CON-NI	N/A	N/A	N/A
CLOSEOUT	January 2024	June 2024	Yes

**Figure 8.  
Sample Project Delivery Schedule.**

**C. Project Readiness**

This section identifies any work related to the project that has been completed. This is particularly relevant for projects that have not been formally initiated and/or are not fully funded. Relevant information includes, but is not limited to: inclusion or consistency with General or Specific Plans; inclusion in active transportation plan or other mobility plans; community outreach process; relevant data and preliminary design or planning work.



## D. Project Benefits

This section identifies the project's alignment with existing SGVCOG regional benefit metrics. These metrics were adapted from the SGVCOG's Mobility Matrix (<http://libraryarchives.metro.net/DPGTL/studies/2015-subregional-mobility-matrix-san-gabriel-valley-v4.pdf>). Below is a definition of each criteria, as well as sample response.

- **Mobility**

Definition: Improves mobility & reduce congestion; Minimizes vehicular & truck impacts; Reduces bus & rail transit congestion; Develops first/last mile strategies; or Reduces congestion caused by goods movement.

*Ex: This project implements first/last mile improvements identified in Metro's First/Last Mile Strategic plan and is consistent with the ABC City's First/Last Mile Plan for ABC Light Rail Station.*

- **Safety**

Definition: Increases pedestrian & bicyclist safety; Increases transit user safety; or Increases rail & roadway safety.

*Ex: This project will improve bicycle and pedestrian safety by reducing intersection crossing distances with bulbouts, installing mid-block HAWK signals and crossings, and developing a Class 1 protected bike lane.*

- **Sustainability**

Definition: Prepares for extreme weather events; Improves air quality and reduces GHG emissions; Improves public health and reduces obesity; Improves quality of life; or Conserves water and manage storm water.

*Ex: This project promotes sustainability and improves quality of life by encouraging healthy lifestyles through active transportation. Additionally, the project includes stormwater capture features, including bioswales, and features drought tolerant landscape and energy efficient lighting.*

- **Economy**

Definition: Improves goods movement infrastructure; Improves access to jobs; Reduces travel time for workers and goods; Provides infrastructure to attract new business; Promotes development at station areas & corridors.

*Ex: The project supports the local economy through its consistency with ACE specific plan for the area, which intended to develop a new pedestrian-friendly commercial corridor along Main Street. Additionally, the proposed project provides enhanced bicycle access to 10 local K-12 schools, 2 universities, and a major employment center new Main Street and Central Boulevard.*

- **Accessibility**

Definition: Improves transit, bike, pedestrian access to activity and job growth centers; Provides access to transit dependent populations; Increases bike/pedestrian access to transit; or Compliances with ADA at transit stations and stop.

*Ex: This project serves a highly transit-dependent community. According to the most recent census data, over 15% of the population within .5 mile of the project area does*

not own a vehicle and is transit dependent. Additionally, the project falls within census tracts that have an average Cal EnviroScreen Percentile Score of 91-95%. The project also includes ADA compliance components, including redesign of curb ramps.

- **State of Good Repair**

Definition: Maintains safe & reliable mobility; or Minimizes rehabilitation & reconstruction costs

*Ex: This project includes several repairs and improvements at ABC Transit Center and bus stations along the route including escalator repairs at the transit center, new canopies, floor tile repair, installation of security cameras and improved lighting.*

- **Other**

**Note: This section may be used, if necessary, to identify any other regionally significant project benefits not addressed in the other categories.**

*Ex:*

- *Project assists with City’s MS-4 permit compliance*
- *Project provides additional park access in a park-poor community*

## E. Statement of Need

This section of the LOI identifies any resource and/or technical limitations related to the proposed project that could be assisted with, or undertaken directly, by the SGVCOG. This is intended to identify the “value-add” of having the SGVCOG manage the project.

*Ex: ABC City has no prior experience developing projects within the flood control channel, including coordinating with LA DPW and Army Corps. ABC City does not have sufficient staff capacity to manage project within timeline required by granting agency.*

## V. Threshold Criteria

After receiving the LOIs, the Executive Director will submit a report to Governing Board summarizing all LOIs including project description, total budget, project benefits, statement of need and initial recommendation. The Governing Board will provide direction to staff regarding which projects to proceed to the Review Phase.

**Note: A majority vote of the Governing Board (currently 19 agencies) must vote in the affirmative for a project to proceed to the Review Phase.**

*Ex:*

<b>Project Sponsor(s):</b> ABC City	<b>Project Description:</b> Construct a 3-mile multi-use trail along the flood control channel, including at-grade crossings and safety improvements at 4 intersections.	<b>Project Cost:</b> \$4M	<b>Funding Source:</b> ATP Cycle 3 (State-only funds)
<b>Project:</b> ABC City Greenway Project			
<b>Threshold Criteria</b>			

<b>Mobility:</b> Improves 1 <sup>st</sup> /Last Mile connections	<b>Safety:</b> Off-street trail eliminates bike/ped conflicts with vehicles	<b>Sustainability:</b> Provides alternative mode for trips that reduces GHGs and improves public health through increased physical activity	<b>Economy:</b> N/A	<b>Accessibility:</b> Improves bike/ped access to activity and job centers; and includes ADA improvements	<b>State of Good Repair:</b> N/A
<b>Statement of Need:</b> ABC City has no prior experience developing projects within the flood control channel, including coordinating with LA DPW and Army Corps. ABC City does not have sufficient staff capacity to manage project within timeline required by granting agency.					

**Figure 9.**  
**Sample Threshold Criteria Report for Funded Project.**

<b>Project Sponsor(s):</b> ABC City		<b>Project Description:</b> Construct a 3-mile multi-use trail along the flood control channel, including at-grade crossings and safety improvements at 4 intersections.		<b>Project Cost (Est):</b> \$4-6M	<b>Funding Source:</b> ATP, Call for Projects
<b>Project:</b> ABC City Greenway Project					
<b>Threshold Criteria</b>					
<b>Mobility:</b> Improves 1 <sup>st</sup> /Last Mile connections	<b>Safety:</b> Off-street trail eliminates bike/ped conflicts with vehicles	<b>Sustainability:</b> Provides alternative mode for trips that reduces GHGs and improves public health through increased physical activity	<b>Economy:</b> N/A	<b>Accessibility:</b> Improves bike/ped access to activity and job centers; and includes ADA improvements	<b>State of Good Repair:</b> N/A
<b>Statement of Need:</b> ABC City does not have sufficient staff capacity to track potential funding sources and develop grant applications.					

**Figure 10.**  
**Sample Threshold Criteria Report for Unfunded Project.**

## VI. Review

### Funded Projects

For projects that meet threshold criteria and are approved by the Governing Board to proceed, Chief Engineer assigns project to project manager for review. The Project Manager reviews LOI and schedules review meeting with Project Sponsor point of contact to gather additional information related to project status, available funding, and any potential constraints (funding requirements, timing, partnerships with other agencies). The

Project Manager provides an initial recommendation to Chief Engineer for projects to proceed to negotiation phase based on project viability and readiness.

Unfunded Projects

For projects that meet threshold criteria and are approved by the Governing Board to proceed, Chief Engineer assigns project to project manager for review. The Project Manager and Director of Community & Government Relations reviews LOI and schedules review meeting with Project Sponsor point of contact to gather additional information related to project status, potential funding, and other constraints. The Project Manager and Director of Community & Government Relations provide initial recommendation to Executive Director for projects to proceed to negotiation phase based on project viability, readiness and fit with potential funding sources.

## VII. Negotiation

Funded Projects

For funded projects that proceed into the Negotiation Phase, Project Manager will prepare a draft master agreement with project sponsor that includes the following:

- construction management costs,
- implementation schedule,
- and other requirements.

**Attachment C is a sample Master Agreement.** Chief Engineer and Project Manager will then meet with City Manager and point of contact to review proposed agreement. If the terms of the Master Agreement are acceptable to the Project Sponsor, the Project Sponsor will submit a letter of commitment to indicate interest in having project managed by SGVCOG, pending approval by SGVCOG Governing Board. **Attachment D is a sample Commitment Letter.**

Unfunded Projects

For unfunded projects that proceed into the Negotiation Phase, Project manager will prepare a draft Memorandum of Understanding that identifies the following:

- flat annual fee (based on project typology – See Figure 11) for project development and funding opportunity tracking;
- commitment from SGVCOG to provide quarterly updates to Project Sponsor on funding opportunities and other related developments that may impact project implementation; and
- budget for grant writing.

**Attachment E is a sample MOU.** Director of Government & Community Relations and Project Manager meet with City Manager and point of contact to review proposed agreement. Project sponsor provides letter of commitment to indicate interest in having project managed by COG pending approval by COG Governing Board.

<b>Project Type</b>	<b>Annual Flat Fee</b>
Regional Surface Transportation Improvements	\$10,000
Goods Movement Improvements	\$10,000

Signal Synchronization & Bus Speed Improvements	\$5,000
Transportation Demand Management	\$5,000
Bicycle & Pedestrian Improvements	\$5,000
Other	TBD (Case-by-case)

**Figure 11.  
Annual Project Development Fee for Unfunded Projects.**

Ex:

- *Project: ABC City Greenway Project*
- *Project Type: Active Transportation*
- *Annual Flat Fee: \$5,000 (billed upon execution of MOU)*
- *NTE Budget for Grant-writing: \$50,000 (billed only if used)*

**Note: Project sponsors will be billed the flat rate upon execution of the MOU. Project sponsor will be billed actual costs (consultant fees + staff time) for grant-writing. If the full grant-writing budget is exhausted, project manager will prepare an amendment to the MOU for consideration by the Project Sponsor.**

## VIII. Programming

Project Managers, Director of Government and Community Relations, and Chief Engineer compile 5-year workplan based on projects that proceed through Negotiation Phase. Executive Director will present 5-year workplan to Governing Board for approval.

Ex:

	Funding Programming Year (In Millions)					
	FY 19-20	FY 20-21	FY 21-22	FY 22-23	FY 23-24	Total
<b>Regional Surface Transportation Improvements</b>						
<i>Mobility Improvement Project for Main Street</i>						
SB 1	\$2.00	\$4.00	\$4.00			\$10.00
Measure M Local Return	\$1.00	\$1.00	\$1.00			\$3.00
Total	\$3.00	\$5.00	\$5.00			\$13.00
<b>Signal Synchronization &amp; Bus Speed Improvements</b>						
<i>BRT Lane and Grade Separation for Central Boulevard</i>						
CMAQ			\$1.00	\$8.00	\$8.00	\$17.00
ExpressLanes Net Toll Revenue			\$1.00	\$6.00	\$6.00	\$13.00
Total			\$2.00	\$14.00	\$14.00	\$30.00
<b>Bicycle &amp; Pedestrian Improvements</b>						
<i>ABC Greenway Project</i>						

ATP Cycle 4		\$1.00	\$3.00			\$4.00
Measure M ATP 2%		\$0.50	\$0.50			\$1.00
Total		\$1.50	\$3.50			\$5.00
<b>TOTAL</b>	<b>\$3.00</b>	<b>\$6.50</b>	<b>\$10.50</b>	<b>\$14.00</b>	<b>\$14.00</b>	<b>\$48.00</b>

**Note: Per Governing Board direction, all agency-to-agency agreements would also be submitted separately for approval by the Board.**

## IX. Annual Updates

The 5-year workplan is reviewed annually, in early Spring. The Executive Direction and Chief Engineer identifies any significant changes (i.e. new funding, delays or opportunities for acceleration). If project delays result in additional staff capacity, staff will accept and review additional LOIs from project sponsors and recommend amendments to the workplan.

**Note: If an unfunded project is successfully awarded funding, the Project Sponsor may choose to submit the project for implementation by the SGVCOG through a modified LOI process.**

## X. Attachments

Attachment A – Sample Outreach Presentation

Attachment B – LOI Template

Attachment C – Sample Master Agreement (Funded Projects)

Attachment D – Sample Commitment Letter

Attachment E – Sample MOU (Unfunded Projects)

## SGVCOG / ACE Integration

Activity	2017							2018							Status		
	S	O	N	D	J	F	M	A	M	J	J	A	S	O		N	D
Develop process for project identification, development and approval																	Draft process to be reviewed by Ad Hoc Committee and Transportation Committee. Draft to be presented to Executive Committee in March.
Submit process for project identification, development and approval to GB																	
Conduct outreach to member agencies to develop/ refine project list.																	
Develop and approve initial project list																	
Conduct ACE/COG employee outreach																	An initial combined meeting held in August.
Develop consolidated personnel system																	Salary/classification study expected to initiate in February and be completed in October 2018.
Implement consolidated personnel system																	Draft combined employee handbook being reviewed internally. To be presented to Ad Hoc Committee in March. Additionally consolidation pending Comp/Class study.
Develop consolidated admin and finance system																	Being developed by staff. Draft finance manual to be prepared by April.
Implement consolidated admin and finance system																	Action pending adoption of consolidated finance manual.
Develop consolidated budget																	Anticipate fully consolidated budget to be presented for FY 19-20.
Present budget to GB for approval																	
Identify options for joint office space																	
Present office space options to GB for approval																	

**Accomplishments:**

- Developed and approved updated JPA (November 2017)
- JPA approved by a majority of member agencies (19) (December 2017)
- Developed and approved updated bylaws (December 2017)
- Election process for Construction Committee approved by Governing Board in January 2018. Elections to be held in May.
- Contract awarded for compensation / classification study (January 2018)
- Updated ACE Logo approved by Governing Board in February.





DATE: March 15, 2018

TO: Executive Committee  
Governing Board

FROM: Marisa Creter, Interim Executive Director

RE: **TREASURER CONTRACT**

## **RECOMMENDED ACTION**

Recommend Governing Board approve contract renewal with CliftonLarsonAllen LLP for an amount not to exceed \$17,600 for Treasurer services.

## **BACKGROUND**

In February 2016, the SGVCOG entered into a contract with CliftonLarsonAllen LLP (formally known as Vincenti, Lloyd and Stutzman) to provide Treasurer services. This contract expired on February 20, 2018. The Treasurer services provide financial oversight for both the SGVCOG and ACE and each component unit pays a proportional share of the costs for these services.

## **SCOPE OF WORK**

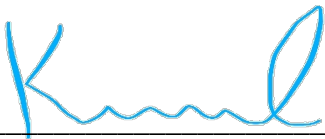
Staff has prepared a proposed scope of work and budget for a new contract with CliftonLarsonAllen LLP. The proposed scope of services for Treasurer services is as follows:


- Read and assess monthly financial statements prepared by management and make inquiries of management as needed. Compare Council and Authority goals with monthly financial statements. Analysis will include measuring program efficiency (total program expenses divided by total expenses) and track monthly.
- Review monthly bank reconciliations prepared by management.
- Read minutes from Board and applicable committee meetings.
- Perform selected ratio analysis on financial information. The Board will determine which ratios among the following that best meet their needs:
  - Days Cash on Hand
  - Viability
  - Current
  - Quick
  - Operating Reserve
  - Others that the Board may request
- Summarize the results of the procedures performed and report observations to the Executive Committee on June 4, 2018, September 10, 2018, December 3, 2018 and March 4, 2019, or as determined by the Executive Committee

The term of the contract will be 2 years, with an annual cost of \$17,600.

Additionally, the Executive Committee may request extra projects – such as the review of the Accounting and Financial Policies and Procedures Manual and review of the Investment Policy

and comparisons to other organizations and best practices. The hourly rate for additional requested services range from \$150 to \$225 per hour, depending on the skills and experience needed for the task.

Prepared by:   
Katie Ward  
Senior Management Analyst

Approved by:   
Marisa Creter  
Interim Executive Director



AGENDA AND NOTICE OF THE REGULAR MEETING OF THE  
SAN GABRIEL VALLEY COUNCIL OF GOVERNMENTS GOVERNING BOARD

**MARCH 15, 2018 - 6:00 P.M.**

**Upper San Gabriel Valley Municipal Water District Office  
602 E. Huntington Drive, Suite B, Monrovia, California 91016**

**SGVCOG Officers**

President  
**Cynthia Sternquist**

1<sup>st</sup> Vice President  
**Margaret Clark**

2<sup>nd</sup> Vice President  
**Joe Lyons**

3<sup>rd</sup> Vice President  
**Becky Shevlin**

**Members**

- Alhambra
- Arcadia
- Azusa
- Baldwin Park
- Bradbury
- Claremont
- Covina
- Diamond Bar
- Duarte
- El Monte
- Glendora
- Industry
- Irwindale
- La Cañada Flintridge
- La Puente
- La Verne
- Monrovia
- Montebello
- Monterey Park
- Pasadena
- Pomona
- Rosemead
- San Dimas
- San Gabriel
- San Marino
- Sierra Madre
- South El Monte
- South Pasadena
- Temple City
- Walnut
- West Covina

First District, LA County  
Unincorporated Communities

Fourth District, LA County  
Unincorporated Communities

Fifth District, LA County  
Unincorporated Communities

SGV Water Districts

Thank you for participating in tonight’s meeting. The Governing Board encourages public participation and invites you to share your views on agenda items.

**MEETINGS:** *Regular Meetings of the Governing Board are held on the third Thursday of each month at 6:00 PM at the Upper San Gabriel Valley Municipal Water District Office (602 E. Huntington Drive, Suite B, Monrovia, California 91016).* The Governing Board agenda packet is available at the San Gabriel Valley Council of Government’s (SGVCOG) Office, 1000 South Fremont Avenue, Suite 10210, Alhambra, CA, and on the website, [www.sgvco.org](http://www.sgvco.org). Copies are available via email upon request ([sgv@sgvco.org](mailto:sgv@sgvco.org)). Documents distributed to a majority of the Board after the posting will be available for review in the SGVCOG office and on the SGVCOG website. Your attendance at this public meeting may result in the recording of your voice.

**CITIZEN PARTICIPATION:** Your participation is welcomed and invited at all Governing Board meetings. Time is reserved at each regular meeting for those who wish to address the Board. SGVCOG requests that persons addressing the meeting refrain from making personal, slanderous, profane or disruptive remarks.

**TO ADDRESS THE GOVERNING BOARD:** At a regular meeting, the public may comment on any matter within the jurisdiction of the Board during the public comment period and may also comment on any agenda item at the time it is discussed. At a special meeting, the public may only comment on items that are on the agenda. Members of the public wishing to speak are asked to complete a comment card or simply rise to be recognized when the Chair asks for public comments to speak. We ask that members of the public state their name for the record and keep their remarks brief. There is a three minute limit on all public comments. Proxies are not permitted and individuals may not cede their comment time to other members of the public. **The Governing Board may not discuss or vote on items not on the agenda.**

**AGENDA ITEMS:** The Agenda contains the regular order of business of the Governing Board. Items on the Agenda have generally been reviewed and investigated by the staff in advance of the meeting so that the Governing Board can be fully informed about a matter before making its decision.

**CONSENT CALENDAR:** Items listed on the Consent Calendar are considered to be routine and will be acted upon by one motion. There will be no separate discussion on these items unless a Board member or citizen so requests. In this event, the item will be removed from the Consent Calendar and considered after the Consent Calendar. If you would like an item on the Consent Calendar discussed, simply tell Staff or a member of the Governing Board.

---

In compliance with the Americans with Disabilities Act, if you need special assistance to participate in this meeting, please contact the SGVCOG office at (626) 457-1800. Notification 48 hours prior to the meeting will enable the SGVCOG to make reasonable arrangement to ensure accessibility to this meeting.



**PRELIMINARY BUSINESS**

**5 MINUTES**

1. Call to Order
2. Pledge of Allegiance
3. Roll Call
4. Public Comment (*If necessary, the President may place reasonable time limits on all comments*)
5. Changes to Agenda Order: Identify emergency items arising after agenda posting and requiring action prior to next regular meeting

**PRESENTATION**

**30 MINUTES**

6. FY 2016-17 Financial Audit - Vasquez & Company LLP  
*Recommended Action: Receive and file.*

**LIAISON REPORTS**

**10 MINUTES**

7. Gold Line Foothill Extension Construction Authority
8. San Gabriel and Lower Los Angeles Rivers and Mountains Conservancy
9. Southern California Association of Governments
10. League of California Cities
11. San Gabriel Valley Economic Partnership
12. South Coast Air Quality Management District

**CLOSED SESSION**

**20 MINUTES**

13. PUBLIC EMPLOYMENT: Title: Executive Director pursuant to California Government Code section 54957  
CONFERENCE WITH LABOR NEGOTIATORS: Agency designated representatives: Kimberly Hall Barlow, Richard D. Jones, Dominic Lazzaretto, Bob Russi, Brian Saeki, and Chris Jeffers; Unrepresented employee: Executive Director pursuant to California Government Code section 54957.6.  
*Recommended Action: For information only.*

**CONSENT CALENDAR**

**5 MINUTES**

*(It is anticipated that the SGVCOG Governing Board may take action on the following matters)*

14. Governing Board Meeting Minutes  
*Recommended Action: Adopt Governing Board minutes.*
15. Monthly Cash Disbursements/Balances/Transfers  
*Recommended Action: Approve Monthly Cash Disbursements/Balances/Transfers.*
16. ACE Minutes  
*Recommended Action: Receive and file.*
17. ACE Monthly Report  
*Recommended Action: Receive and file.*
18. ACE Quarterly Report  
*Recommended Action: Receive and file.*
19. Committee Attendance  
*Recommended Action: Receive and file.*
20. San Dimas CicLAVia Memo  
*Recommendation Action: Authorize the Executive Director to execute agreements for costs associated with the Open Streets grant for traffic management plans.*
21. Treasurer Contract Renewal  
*Recommended Action: Authorize the Executive director to renew contract with CliftonLarsonAllen for an amount not to exceed (NTE) \$17,600 for treasurer services.*
22. SB 168 (Wieckowski)

- 23. *Recommended Action: Adopt Resolution 18-13 to support SB 168 (Wieckowski).*  
AB 1795 (Gipson)  
*Recommended Action: Adopt Resolution 18-14 to support AB 1795 (Gipson).*
- 24. SB 827 (Wiener)  
*Recommended Action: Adopt Resolution 18-15 to oppose SB 827 (Wiener).*
- 25. Committee Meeting Times  
*Recommended Action: Adopt Resolution 18-16 updating committee meeting times and locations.*
- 26. Update on Legal Services  
*Recommended Action: Receive and file.*

**ACTION ITEMS** **40 MINUTES**

*(It is anticipated that the SGVCOG Governing Board may take action on the following matters)*

- 27. Executive Director Open Session Item  
*Recommend Action: xxx*
- 28. Rio Hondo Load Reduction Strategy MOA and RFP  
*Recommended Action: Authorize the Executive Director to act as follows:*
  - 1) *Execute Memorandums of Agreement (MOA) with participating agencies regarding the administration and cost sharing for the preparation of design plans for load reduction strategy projects for the Rio Hondo River and Tributaries.*
  - 2) *Release Request for Proposal (RFP) for the preparation of design plans for load reduction strategy projects for the Rio Hondo River and Tributaries.*
  - 3) *Assign project management to the Capital Projects and Construction Committee.*
- 29. Measure M Administrative Funds  
*Recommended Action: Authorize the Executive Director to negotiate an agreement with Metro to use Measure M subregional administrative funds for an amount of \$188,000.*

**PRESIDENT'S REPORT** **5 MINUTES**

**EXECUTIVE DIRECTOR'S REPORT** **10 MINUTES**

- 30. Update on SGVCOG/ ACE Integration  
*Recommended Action: For information only.*
- 31. Draft Project Review/Development Process  
*Recommended Action: For information only.*

**GENERAL COUNSEL'S REPORT** **5 MINUTES**

**COMMITTEE REPORTS** **10 MINUTES**

- 32. Transportation Committee
- 33. Homelessness Committee
- 34. Energy, Environment and Natural Resources Committee
- 35. Water Committee

**PROJECT REPORTS** **5 MINUTES**

- 36. The ACE Project
- 37. Homeless Coordination Efforts
- 38. San Gabriel Valley Energy Wise Partnership

**BOARD MEMBER ITEMS**

**ANNOUNCEMENTS**

**ADJOURN**