



AGENDA/NOTICE OF THE SPECIAL JOINT MEETING OF THE SAN GABRIEL VALLEY COUNCIL OF GOVERNMENTS CAPITAL PROJECTS AND CONSTRUCTION COMMITTEE, ENERGY, ENVIRONMENT, AND NATURAL RESOURCES COMMITTEE, EXECUTIVE COMMITTEE, GOVERNING BOARD, HOMELESSNESS COMMITTEE, TRANSPORTATION COMMITTEE, AND WATER COMMITTEE AND AGENDA/NOTICE OF THE REGULAR MEETING OF THE GOVERNING BOARD

Thursday, November 17, 2022 - 4:00 P.M.\*

Zoom Link: <https://zoom.us/j/94370146127>

Livestream Available at: <https://youtu.be/RGa7AAkRuOI>

**SGVCOG Officers**

President  
Becky Shevlin

1<sup>st</sup> Vice President  
Tim Hepburn

2<sup>nd</sup> Vice President  
Ed Reece

3<sup>rd</sup> Vice President  
April Verlato

**Members**

Alhambra

Arcadia

Azusa

Baldwin Park

Bradbury

Claremont

Covina

Diamond Bar

Duarte

El Monte

Glendora

Industry

Irwindale

La Cañada Flintridge

La Puente

La Verne

Monrovia

Montebello

Monterey Park

Pasadena

Pomona

Rosemead

San Dimas

San Gabriel

San Marino

Sierra Madre

South El Monte

South Pasadena

Temple City

Walnut

West Covina

First District, LA County  
Unincorporated Communities

Fifth District, LA County  
Unincorporated Communities

SGV Water Districts

Thank you for participating in tonight's meeting. The SGVCOG encourages public participation and invites you to share your views on agenda items.

**MEETINGS:** *Regular Meetings of the Governing Board are held on the third Thursday of each month at 4:00 PM at the Foothill Transit Office (100 South Vincent Avenue, West Covina, CA 91790).* The agenda packet is available at the San Gabriel Valley Council of Government's (SGVCOG) Monrovia Office, 1333 S. Mayflower Avenue, Suite 360, Monrovia, CA, and on the website, [www.sgvco.org](http://www.sgvco.org). Copies are available via email upon request ([sgv@sgvco.org](mailto:sgv@sgvco.org)). A copy of the agenda is also viewable at the Alhambra City Hall, 111 S. 1st Street, Alhambra, CA 91801. Documents distributed to a majority of the Board after the posting will be available for review in the SGVCOG office and on the SGVCOG website. Your attendance at this public meeting may result in the recording of your voice.\*

**PUBLIC PARTICIPATION:** Your participation is welcomed and invited at all Governing Board meetings. Time is reserved at each regular meeting for those who wish to address the Board. SGVCOG requests that persons addressing the meeting refrain from making personal, slanderous, profane, or disruptive remarks.

**TO ADDRESS THE GOVERNING BOARD:** At a regular meeting, the public may comment on any matter within the jurisdiction of the SGVCOG during the public comment period at the beginning of the agenda, on any item(s) that is on the Consent Calendar prior to action taken on the Consent Calendar, and on any other agenda item prior to the time it is considered by the Board or Committee. At a special meeting, the public may only comment on items that are on the agenda. Members of the public are requested to state their name prior to speaking, and comments are limited to a maximum of three minutes per person. The Board President or Committee Chair may impose additional time limits if comments become repetitious, an individual member of the public seeks to speak on numerous items, or a large number of members of the public seek to speak on an item. The Board or Committee may not take action on items on the agenda and is restricted in discussing items on the agenda.

**AGENDA ITEMS:** The Agenda contains the regular order of business of the Governing Board. Items on the Agenda have generally been reviewed and investigated by the staff in advance of the meeting so that the Governing Board can be fully informed about a matter before making its decision.

**CONSENT CALENDAR:** Items listed on the Consent Calendar are considered to be routine and will be acted upon by one motion. There will be no separate discussion on these items unless a Board member so requests. In this event, the item will be removed from the Consent Calendar and considered after the Consent Calendar.



In compliance with the Americans with Disabilities Act, if you need special assistance to participate in this meeting, please contact the SGVCOG office at (626) 457-1800. Notification 48 hours prior to the meeting will enable the SGVCOG to make reasonable arrangement to ensure accessibility to this meeting.



**\*MEETING MODIFICATIONS DUE TO THE STATE AND LOCAL EMERGENCY RESULTING FROM THE THREAT OF COVID-19:** AB 361 (Rivas), signed by California Governor Gavin Newsom on September 16, 2021, authorizes local agencies to hold public meetings via teleconferencing and allows for members of the public to observe and address the meeting telephonically or electronically to promote social distancing due to the state and local emergency resulting from the threat of the Novel Coronavirus (COVID-19).

To follow the new provisions in AB 361 and ensure the safety of Board Members and staff for the purpose of limiting the risk of COVID-19, in-person public participation at the Governing Board meeting will not be allowed. To allow for public participation, the Governing Board will conduct its meeting through Zoom Video Communications. To participate in the meeting, download Zoom on any phone or computer device and copy and paste the following link into your browser to access the live meeting: <https://zoom.us/j/94370146127>. You may also access the meeting via the livestream link on the front of the agenda page.

Instructions for Public Comments: For those wishing to make public comments on agenda and non-agenda items, but within the SGVCOG's subject matter jurisdiction, you may submit written comments via email or provide a verbal comment by participating through Zoom.

- Written Comments (Email): If you wish to submit written public comments to be distributed to the Governing Board members prior to or during the meeting, please submit these materials via email to Steph Wong at [swong@sgvcog.org](mailto:swong@sgvcog.org) at least 1 hour prior to the scheduled meeting time. Please indicate in the Subject Line of the email "FOR PUBLIC COMMENT." Emailed public comments will be read into the record and will be part of the recorded meeting minutes. Written public comments may include, but are not limited to letters, reports, and presentations. While there is no page or word count limit for written comments, the time for reading written public comments into the record will be limited to three minutes, which is the same time allotted for verbal comments.
- Verbal Comments (Zoom): Through Zoom, you may provide a verbal comment by using the web interface "Raise Hand" feature. Wait to be called upon by staff, and then you may provide verbal comments for up to 3 minutes. Public comment is taken at the beginning of the meeting for items not on the agenda. Public comment is also accepted at the beginning of each agenda item.

Any member of the public requiring a reasonable accommodation to participate in this meeting should contact Steph Wong at least 48 hours prior to the meeting at (614) 214-5636 or at [swong@sgvcog.org](mailto:swong@sgvcog.org).

**PRELIMINARY BUSINESS**

**5 MINUTES**

1. Call to Order
2. Pledge of Allegiance
3. Roll Call
4. Public Comment (*If necessary, the President may place reasonable time limits on all comments*)

**JOINT MEETING BUSINESS/ACTION ITEM**

**5 MINUTES**

5. Adopt Joint Resolution 22-51 of the Capital Projects and Construction Committee, Energy, Environment, and Natural Resources Committee, Executive Committee, Governing Board, Homelessness Committee, Transportation Committee, and Water Committee Making Findings to Enable Them to Continue to Hold Meetings Via Teleconferencing – **Page 1**  
*Recommendation Action: Adopt Joint Resolution 22-51 making certain findings that the existence of a local and state of emergency in California exists, that social distancing being mandated or recommended by state or local officials due to the ongoing COVID-19 pandemic and that meeting in person presents an imminent risk to the health and safety of attendees.*

**ADJOURN JOINT MEETING**

**CONVENE REGULAR MEETING OF THE SGVCOG GOVERNING BOARD**

**5 MINUTES**

6. Changes to Agenda Order: Identify emergency items arising after agenda posting and requiring action prior to next regular meeting

**CONSENT CALENDAR**

**5 MINUTES**

*(It is anticipated that the SGVCOG Governing Board may take action on the following matters)*

7. Governing Board Meeting Minutes – **Page 4**  
*Recommended Action: Adopt Governing Board minutes.*
8. Monthly Cash Disbursements/Balances/Transfers – **Page 11**  
*Recommended Action: Approve Monthly Cash Disbursements/Balances/Transfers.*
9. Committee/TAC/Governing Board Attendance – **Page 18**  
*Recommended Action: Receive and file.*
10. 4th Quarter Financial Report – **Page 25**  
*Recommended Action: Receive and file.*
11. SGVCOG City Homelessness Programs – **Page 35**  
*Recommended Action: Approve modification to Measure H 2022-23 City Specific Program for the cohort of Pomona/Claremont/La Verne.*
12. SGVCOG Final Housing and Homelessness Report – **Page 37**  
*Recommended Action: Receive and file.*
13. San Gabriel Valley Regional Food Recovery Program Contract Amendment – **Page 70**  
*Recommended Action: Authorize the Executive Director to execute Amendment No. 3 to the agreement with SCS Engineers to support the inclusion of the City of West Covina in the San Gabriel Valley Regional Food Recovery Program for a total amount not-to-exceed \$144,236.*
14. Drought and Water Shortage Resolution – **Page 72**  
*Recommended Action: Adopt Resolution 22-52 affirming a drought and water shortage emergency in the San Gabriel Valley.*

<b>RECOGNITIONS</b>	<b>30 MINUTES</b>
15. Serenity Homes Family Site Volunteer and Donor Recognition <i>Recommended Action: For information only.</i>	
16. Outgoing Governing Board Member Recognition <i>Recommended Action: For information only.</i>	
<b>PRESENTATIONS</b>	<b>20 MINUTES</b>
17. End of Session State Legislative Update: Ricky Choi, SGVCOG Director of Government and Community Relations – <b>Page 74</b> <i>Recommended Action: For information only.</i>	
<b>UPDATE ITEMS</b>	<b>20 MINUTES</b>
18. President’s Report	
19. Executive Director’s Report	
20. General Counsel’s Report	
<b>COMMITTEE/BOARD REPORTS</b>	<b>10 MINUTES</b>
21. <a href="#">Capital Projects and Construction Committee</a>	
22. <a href="#">Energy, Environment and Natural Resources Committee</a>	
23. <a href="#">Homelessness Committee</a>	
24. <a href="#">San Gabriel Valley Regional Housing Trust Board</a>	
25. <a href="#">Transportation Committee</a>	
26. <a href="#">Water Committee</a>	
<b>LIAISON REPORTS</b>	<b>10 MINUTES</b>
27. <a href="#">Foothill Transit</a>	
28. <a href="#">Gold Line Foothill Extension Construction Authority</a>	
29. <a href="#">League of California Cities</a>	
30. Los Angeles County Metropolitan Transportation Authority	
31. San Gabriel and Lower Los Angeles Rivers and Mountains Conservancy	
32. San Gabriel Valley Economic Partnership	
33. San Gabriel Valley Mosquito & Vector Control District	
34. <a href="#">South Coast Air Quality Management District</a>	
35. <a href="#">Southern California Association of Governments</a>	
<b>ANNOUNCEMENTS</b>	
36. Upcoming Governing Board Meetings - Regular Meeting – December 15, 2022 at 4PM	
<b>GOVERNING BOARD MEMBER COMMENTS</b>	
<b>ADJOURN</b>	



# REPORT

---

DATE: November 17, 2022

TO: Capital Projects and Construction Committee  
Energy, Environment, and Natural Resources Committee  
Executive Committee  
Governing Board  
Homelessness Committee  
Transportation Committee  
Water Committee

FROM: Marisa Creter, Executive Director

RE: **ADOPT JOINT RESOLUTION 22-51 OF THE CAPITAL PROJECTS AND CONSTRUCTION COMMITTEE, ENERGY, ENVIRONMENT, AND NATURAL RESOURCES COMMITTEE, EXECUTIVE COMMITTEE, GOVERNING BOARD, HOMELESSNESS COMMITTEE, TRANSPORTATION COMMITTEE, AND WATER COMMITTEE MAKING FINDINGS TO ENABLE THEM TO CONTINUE TO HOLD MEETINGS VIA TELECONFERENCING**

## **RECOMMENDED ACTION**

Adopt Joint Resolution 22-51 making certain findings that the existence of a local and state of emergency in California exists, that social distancing being mandated or recommended by state or local officials due to the ongoing COVID-19 pandemic and that meeting in person presents an imminent risk to the health and safety of attendees.

## **BACKGROUND**

Introduced by Assemblymember Robert Rivas (D-Hollister) on February 1, 2021, AB 361 codifies portions of Governor Gavin Newsom's prior order suspending certain teleconferencing requirements under the Ralph M. Brown Act. It permits a local agency to continue to teleconference with fewer limitations if a local agency makes specified findings, and upon making such findings for the first time, makes the findings every 30 days thereafter. Specifically, the AB 361 exempts a local agency from Brown Act requirements to post agendas and make accessible to the public every location from which a member of a Brown Act body teleconferences. The legislation expires in December 2024. On September 16, 2021, California Governor Gavin Newsom signed AB 361 into law, effective immediately.

A local agency wishing to rely on the provisions of AB 361 must meet one of the following criteria:

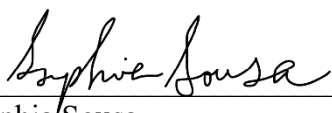
1. The local agency holds a meeting during a proclaimed state of emergency, and state or local officials have imposed or recommended measures to promote social distancing; or
2. The local agency holds a meeting during a proclaimed state of emergency and has determined, by majority vote, that, as a result of the emergency, meeting in person would present imminent risks to the health or safety of attendees.

On March 4, 2020, Governor Newsom proclaimed a State of Emergency in California due to the threat of COVID-19 and shortly thereafter issued Executive Order N-29-20 suspending certain Brown Act provisions relating to teleconferencing as public meetings began to be held online.<sup>1</sup> However, this Executive Order expired on September 30, 2021, despite the State of Emergency remaining in place.

The threat that COVID-19 has presented continues to directly impact the ability of the SGVCOG to conduct Governing Board/committee meetings safely in person. The Centers for Disease Control and Los Angeles Department of Public Health (LADPH) continue to advise governmental entities to refrain from conducting indoor meetings and consider moving operations outdoors, where feasible, to prevent transmission. Additionally, LADPH continues to recommend social distancing measures throughout Los Angeles County in all settings.

In order to continue to conduct meetings in a safe manner and to prevent unnecessary COVID-19 exposure to members, staff and the public, staff is recommending that the Capital Projects and Construction Committee, Energy, Environment, and Natural Resources Committee, Executive Committee, Governing Board, Homelessness Committee, Transportation Committee, and Water Committee adopt a resolution making certain findings in order to be able to continue teleconferencing for its meetings.

This resolution will be considered at a joint meeting of the Capital Projects and Construction Committee, Energy, Environment, and Natural Resources Committee, Executive Committee, Governing Board, Homelessness Committee, Transportation Committee, and Water Committee. For the purposes of this joint meeting, the Governing Board delegate or alternate representing each SGVCOG city will be the voting member for any other standing policy committee on which the city holds a seat. When roll call is taken and your name called, your vote will be counted toward both the Governing Board count and the Committee(s) upon which your city is a member. If you desire to register a different vote for the Board and the Committee upon which your city is a member, please indicate the vote for the Governing Board and for the Committee at the time your name is called. Otherwise, a single “yes” or “no” vote will be counted as a “yes” or “no” vote for both the Governing Board and the Committee(s) upon which your city sits. If a city’s Governing Board delegate and alternate are not present, the sitting delegate of a policy committee may be present for the purposes of roll call and may vote on agenda items concerning their committee. The Capital Projects and Construction Committee must have a quorum of their sitting members present and may not achieve a quorum by the attendance of their city’s Governing Board delegate or alternate alone.

Prepared by:   
Sophia Sousa  
Management Aide

---

<sup>1</sup> Similarly, on March 4, 2020, the Los Angeles County Board of Supervisors and Los Angeles County Health Officer declared a local and health emergency due to the threat of COVID-19.

Approved by: Marisa Creter  
Marisa Creter  
Executive Director

**ATTACHMENT**

[Attachment A – Resolution 22-51](#)



**SGVCOG Governing Board Unapproved Meeting Minutes**

Date: October 20, 2022  
Time: 4:00 PM  
Location: Zoom Virtual Meeting

**CONVENE REGULAR MEETING OF THE SGVCOG GOVERNING BOARD**

SGVCOG President, Becky Shevlin, convened the Governing Board Meeting at 4:12 PM. A quorum was in attendance.

**Committee Members Present**

Arcadia	A. Verlato
Azusa	R. Gonzales
Claremont	E. Reece
Diamond Bar	N. Lyons
Duarte	J. Shulz
El Monte	M. Morales
Glendora	M. Allawos
Industry	C. Moss
Irwindale	A. Ambriz
La Cañada Flintridge	R. Gunter
La Puente	G. Quiñones
La Verne	T. Hepburn
Monrovia	B. Shevlin
Montebello	S. Peralta
Monterey Park	H. Lo
Pasadena	V. Gordo
Pomona	T. Sandoval
Rosemead	M. Clark
San Gabriel	T. Ding
San Marino	S. Jakubowski
Sierra Madre	R. Arizmendi
South El Monte	G. Olmos
South Pasadena	M. Cacciotti
Walnut	N. Tragarz
L.A. County District #1	E. Gonzalez
L.A. County District #5	V. Paul
SGV Water Districts	C. Goytia

**Absent**

Alhambra  
Baldwin Park  
Bradbury  
Covina  
San Dimas  
Temple City  
West Covina

**SGVCOG Staff**

M. Creter, Executive Director  
D. DeBerry, General Counsel  
T. Egan, Legislative Counsel  
B. Acevedo, SGVRHT  
B. Ruano, Staff  
B. Logasa, Staff  
C. Sims, Staff  
J. Romanul, Staff  
J. Read, Staff  
K. Ward, Staff  
M. Bolger, Staff  
M. Medrano, Staff  
M. Sharkey, Staff  
N. Ryu, Staff  
Ri. Choi, Staff  
Ro. Choi, Staff  
S. Hernandez, Staff  
S. Sousa, Staff  
S. Hernandez, Staff  
V. Guerra, Staff  
V. Urenia, Staff

**6. Public Comment**

There were no public comments at this meeting.

**7. Changes to the Agenda Order: Identify emergency items arising after agenda posting and**

requiring action prior to next regular meeting  
 There were no changes to the agenda order requested.

**CONSENT CALENDAR**

- 8. Governing Board Meeting Minutes  
*Action: Adopt Governing Board minutes.*
- 9. Monthly Cash Disbursements/Balances/Transfers  
*Action: Approve Monthly Cash Disbursements/Balances/Transfers.*
- 10. Committee/TAC/Governing Board Attendance  
*Action: Receive and file.*
- 11. Compensation Study Request for Proposal  
*Action: Receive and file.*
- 12. New SGVCOG Office Update Report  
*Action: Receive and file.*
- 13. Assembly Bill 2449 Brown Act Teleconferencing Requirements  
*Action: Receive and file.*

**There was a motion to approve Consent Calendar Items 8 – 13 with a revision to Item 8, replacing Governing Board Delegate, Nancy Lyons, on the list of present committee members on both minutes provided for the month of September with Governing Board Alternate, Ruth Low.**

**(M/S: N. Lyons/M. Allawos) [Motion Passed]**

<b>AYES:</b>	Arcadia, Azusa, Claremont, Diamond Bar, Duarte, El Monte, Glendora, Industry, Irwindale, La Cañada Flintridge, La Verne, Monrovia, Montebello, Monterey Park, Pasadena, Pomona, Rosemead, San Marino, Sierra Madre, South El Monte, South Pasadena, L.A. County District #1, L.A. County District #5, SGV Water Districts
<b>NOES:</b>	
<b>ABSTAIN:</b>	
<b>NO VOTE RECORDED:</b>	La Puente, San Gabriel, Walnut
<b>ABSENT:</b>	Alhambra, Baldwin Park, Bradbury, Covina, San Dimas, Temple City, West Covina

**RECOGNITIONS**

- 14. Serenity Homes Family Site Volunteer and Donor Recognition of the Following Organizations:
  - Kiwanis Club of Baldwin Park
  - Rotary Club of Monrovia
  - Wings of TC
  - BOSS Cubez
 SGVCOG President, Becky Shevlin, provided recognitions.

**UPDATE ITEMS**

- 15. President’s Report  
 SGVCOG President, Becky Shevlin, provided updates.



16. Executive Director's Report  
SGVCOG Executive Director, Marisa Creter, provided updates.  
Pasadena Mayor, Victor Gordo, suggested that the SGVCOG work with local regional bodies to reach out to the California State Legislature regarding fixes for teleconferencing at public meetings.
17. General Counsel's Report  
SGVCOG General Counsel, David DeBerry, provided updates.

### **COMMITTEE/BOARD REPORTS**

*No verbal updates provided unless specifically noted.*

18. Capital Projects and Construction Committee
19. Energy, Environment and Natural Resources Committee
20. Homelessness Committee  
Homelessness Committee Chair, Becky Shevlin, provided updates.
21. San Gabriel Valley Regional Housing Trust Board  
San Gabriel Valley Regional Housing Trust Board Vice Chair, Becky Shevlin, provided updates.
22. Transportation Committee
23. Water Committee

### **LIAISON REPORTS**

*No verbal updates provided unless specifically noted.*

24. Foothill Transit  
Foothill Transit Government Relations Coordinator, Matthew Nakano, provided updates
25. Gold Line Foothill Extension Construction Authority
26. League of California Cities
27. Los Angeles County Metropolitan Transportation Authority  
Los Angeles County Metropolitan Transportation Community Relations Manager, Tito Corona, provided updates
28. San Gabriel and Lower Los Angeles Rivers and Mountains Conservancy
29. San Gabriel Valley Economic Partnership  
SGVCOG President, Becky Shevlin, provided a comment.
30. San Gabriel Valley Mosquito & Vector Control District  
SGVCOG President, Becky Shevlin, provided a comment.
31. South Coast Air Quality Management District  
South Coast Air Quality Management District Board Member, Michael Cacciotti, provided updates.
32. Southern California Association of Governments

### **ANNOUNCEMENTS**

33. Upcoming Governing Board Meetings  
- Regular Meeting – November 17, 2022 at 4 PM

### **GOVERNING BOARD MEMBER COMMENTS**

### **ADJOURN**

SGVCOG Governing Board Meeting  
October 20, 2022  
4:00 PM

SGVCOG President, Becky Shevlin, adjourned the Governing Board meeting at 5:06 PM.

**BOARD APPROVED**

---

Date

---

Marisa Creter, Secretary

Special Joint Meeting of the Capital Projects and Construction Committee, Energy, Environment, and Natural Resources Committee, Executive Committee, Governing Board, Homelessness Committee, Transportation Committee, and Water Committee

October 20, 2022  
4:00 PM



**SGVCOG Capital Projects and Construction Committee, Energy, Environment, and Natural Resources Committee, Executive Committee, Governing Board, Homelessness Committee, Transportation Committee, and Water Committee**

**Unapproved Special Joint Meeting Minutes**

Date: October 20, 2022  
Time: 4:00 PM  
Location: Zoom Virtual Meeting

**PRELIMINARY BUSINESS**

1. Call to Order  
SGVCOG President, Becky Shevlin, called the Special Joint Meeting of the Capital Projects and Construction Committee, Energy, Environment, and Natural Resources Committee, Executive Committee, Governing Board, Homelessness Committee, Transportation Committee, and Water Committee to order at 4:03 PM. A quorum was in attendance.
2. Pledge of Allegiance  
La Verne Mayor, Tim Hepburn, led the Pledge of Allegiance.
3. Roll Call  
**A quorum for the Capital Projects and Construction Committee, Energy, Environment, and Natural Resources Committee, Executive Committee, Governing Board, Homelessness Committee, Transportation Committee, and Water Committee was in attendance.**

**Committee Members Present**

Arcadia	A. Verlato
Azusa	R. Gonzales
Claremont	E. Reece
Diamond Bar	N. Lyons
Duarte	J. Shulz
El Monte	M. Morales
Glendora	M. Allawos
Industry	C. Moss
Irwindale	A. Ambriz
La Cañada Flintridge	R. Gunter
La Puente	G. Quiñones
La Verne	T. Hepburn
Monrovia	B. Shevlin
Montebello	S. Peralta
Monterey Park	H. Lo
Pasadena	V. Gordo
Pomona	T. Sandoval
Rosemead	M. Clark

**Absent**

Alhambra  
Baldwin Park  
Bradbury  
Covina  
San Dimas  
Temple City  
West Covina

**SGVCOG Staff**

M. Creter, Executive Director  
D. DeBerry, General Counsel  
T. Egan, Legislative Counsel  
B. Acevedo, SGVRHT  
B. Ruano, Staff  
B. Logasa, Staff  
C. Sims, Staff  
J. Romanul, Staff  
J. Read, Staff

Special Joint Meeting of the Capital Projects and Construction Committee, Energy, Environment, and Natural Resources Committee, Executive Committee, Governing Board, Homelessness Committee, Transportation Committee, and Water Committee

October 20, 2022

4:00 PM

San Gabriel	T. Ding	K. Ward, Staff
San Marino	S. Jakubowski	M. Bolger, Staff
Sierra Madre	R. Arizmendi	M. Medrano, Staff
South El Monte	G. Olmos	M. Sharkey, Staff
South Pasadena	M. Cacciotti	N. Ryu, Staff
Walnut	N. Tragarz	Ri. Choi, Staff
L.A. County District #1	E. Gonzalez	Ro. Choi, Staff
L.A. County District #5	V. Paul	S. Hernandez, Staff
SGV Water Districts	C. Goytia	S. Sousa, Staff
		S. Hernandez, Staff
		V. Guerra, Staff
		V. Urenia, Staff

4. Public Comment  
There were no public comments provided.

**JOINT MEETING BUSINESS/ACTION ITEM**

5. Adopt Joint Resolution 22-50 of the Capital Projects and Construction Committee, Energy, Environment, and Natural Resources Committee, Executive Committee, Governing Board, Homelessness Committee, Transportation Committee, and Water Committee Making Findings to Enable Them to Continue to Hold Meetings Via Teleconferencing

**There was a motion to adopt Joint Resolution 22-50 making certain findings that the existence of a local and state of emergency in California exists, that social distancing being mandated or recommended by state or local officials due to the ongoing COVID-19 pandemic and that meeting in person presents an imminent risk to the health and safety of attendees.**

**(M/S: G. Olmos/E. Reece) [Motion Passed]**

<b>AYES:</b>	Arcadia, Azusa, Claremont, Diamond Bar, Duarte, El Monte, Glendora, Industry, Irwindale, La Cañada Flintridge, La Verne, Monrovia, Montebello, Monterey Park, Pasadena, Pomona, Rosemead, San Marino, Sierra Madre, South El Monte, South Pasadena, L.A. County District #1, L.A. County District #5, SGV Water Districts
<b>NOES:</b>	
<b>ABSTAIN:</b>	
<b>NO VOTE RECORDED:</b>	La Puente, San Gabriel, Walnut
<b>ABSENT:</b>	Alhambra, Baldwin Park, Bradbury, Covina, San Dimas, Temple City, West Covina

**ADJOURN JOINT MEETING**

SGVCOG President, Becky Shevlin, adjourned the Special Joint Meeting of the Capital Projects and Construction Committee, Energy, Environment, and Natural Resources Committee, Executive

Special Joint Meeting of the Capital Projects and Construction Committee, Energy, Environment, and Natural Resources Committee, Executive Committee, Governing Board, Homelessness Committee, Transportation Committee, and Water Committee

October 20, 2022

4:00 PM

Committee, Governing Board, Homelessness Committee, Transportation Committee, and Water Committee at 4:12 PM.

**BOARD APPROVED**

\_\_\_\_\_  
Date

\_\_\_\_\_  
Marisa Creter, Secretary



**SAN GABRIEL VALLEY COUNCIL OF GOVERNMENTS**  
**Selected Asset Account Balances**  
**As of October 2022**

Account Number	Description	Balance 9/30/2022	Increase	Decrease	Net Change	Balance 10/31/2022
000-000-000-1010	CBB - 242-118-669 Checking	1,189,253.30	512,253.30	300,385.82	211,867.48	1,401,120.78
000-000-000-1052	CBB-242-300-597 MM (Homelessness Trust)	5,126.06	0.44	-	0.44	5,126.50
000-000-000-1090	Petty Cash	400.00	-	-	-	400.00
000-000-000-1100	LAIF 40-19-038	246,629.47	839.19	-	839.19	247,468.66
000-000-000-1101	LAIF Maket Value	-	-	-	-	-
000-000-000-1210	Member Receivable	-	-	-	-	-
000-000-000-1220	Grants/Contracts Receivable	1,546,671.50	-	111,606.26	(111,606.26)	1,435,065.24
000-000-000-1225	Sponsorships Receivable	-	-	-	-	-
000-000-000-1232	Rental Deposits Receivable	5,489.36	-	-	-	5,489.36
000-000-000-1291	Receivables - Other	-	-	-	-	-
		<b>\$ 2,993,570</b>	<b>\$ 513,093</b>	<b>\$ 411,992</b>	<b>\$ 101,101</b>	<b>\$ 3,094,671</b>

**SGVCOG - ACE Capital Projects**  
**Selected Asset Account Balances**  
**As of October 2022**

Account Number	Description	Balance 9/30/2022	Increase	Decrease	Net Change	Balance 10/31/2022
000-000-000-1110	CBB General Checking Account	2,229,931.52	14,643,561.95	14,617,659.30	25,902.65	2,255,834.17
000-000-000-1121	LAIF Operating (40 19 044)	349,295.94	1,188.53	-	1,188.53	350,484.47
000-000-000-1122	LAIF - Debt (11 19 031)	1,360,651.05	4,629.80	-	4,629.80	1,365,280.85
000-000-000-1123	Sweep (CBB - Mutual Fund)	12,167,938.26	7,661,613.14	6,723,740.81	937,872.33	13,105,810.59
000-000-000-1124	UPPR Contribution Funds (CBB-MM - 0603)	544,422.92	46.24	-	46.24	544,469.16
000-000-000-1125	MTA Loan Interest Reimb (CBB - MM - 0604)	3,916,355.01	332.62	-	332.62	3,916,687.63
000-000-000-1131	Grants Receivable	8,176,955.71	-	7,883,681.14	(7,883,681.14)	293,274.57
000-000-000-1135	Retention Receivable - MTA	5,133,248.14	-	-	-	5,133,248.14
		<b>\$ 33,878,799</b>	<b>\$ 22,311,372</b>	<b>\$ 29,225,081</b>	<b>\$ (6,913,709)</b>	<b>\$ 26,965,090</b>

SAN GABRIEL VALLEY COUNCIL OF GOVERNMENTS  
Disbursements Report  
October 2022

Transaction Date	Number/Reference	Vendor Name	Description	Amount
10/13/2022	10327	Active SGV	626 Golden Streets: Heart of the Foothills	\$4,895.00
10/20/2022	10328	SGV Economic Partnership	Sponsor a table at the SGVEP- Awards Gala 2022 on 10/08/22 (table of 9)	\$2,000.00
10/7/2022	DEBIT-ICMA-PE100722	ICMA-RC	Employee 457 account contributions.	\$4,967.05
10/13/2022	EFT0000000000056	Craftwater Engineering, Inc.	ULAR/RH PreSIP Scientific Study	\$92,458.36
10/13/2022	EFT0000000000057	Capital Representation Group,	Legislative Consultant Services -August-22	\$2,500.00
10/13/2022	EFT0000000000058	Johanna Read	Employee Mileage Reimbursement	\$187.04
10/13/2022	EFT0000000000059	Harris & Associates	REAP-SGVRHT-Fund Strategy - Contract	\$5,801.75
10/13/2022	EFT0000000000060	Vanessa Guerra	Employee Mileage Reimbursement	\$238.79
10/13/2022	EFT0000000000061	Brianne Logasa	Employee Mileage Reimbursement	\$26.20
10/19/2022	EFT0000000000062	FEHR& PEERS	SGVCOG Web Based Tool VMT Analysis Tool	\$3,588.75
10/19/2022	EFT0000000000063	SCS Engineers	Food Recovery Program Task 6	\$626.50
10/27/2022	EFT0000000000064	Pasadena Moving Company	Office Move	\$3,539.00
10/31/2022	EFT0000000000065	Chase Mayflower LP	Rents and Security Deposit	\$53,177.60
<b>Total October 2022 Disbursements</b>				<b><u>\$174,006.04</u></b>

ACE CONSTRUCTION AUTHORITY  
Disbursements Report  
As of October 2022

Transaction Date	Check Number	Vendor Name	Description	Amount
10/5/2022	EFT000000000214	Griffith Company	PMCHK00001194	\$1,290,790.93
10/5/2022	EFT000000000215	Union Pacific Railroad Company	PMCHK00001194	\$113,089.40
10/5/2022	EFT000000000216	Campus at SGV Owner, LLC	PMCHK00001194	\$26,365.89
10/6/2022	21642	ODP Business Solutions, Inc	PMCHK00001195	\$193.80
10/6/2022	21643	TPx Communications	PMCHK00001195	\$863.70
10/6/2022	21644	Shred-It USA LLC	PMCHK00001195	\$198.37
10/6/2022	21645	Canon Financial Services, Inc.	PMCHK00001195	\$1,433.11
10/6/2022	EFT000000000217	Griffith Company	PMCHK00001196	\$2,000,000.00
10/6/2022	WIRE-IDEAGEN-RENEWAL	IDEAGEN	PMPAY00001215	\$7,222.49
10/7/2022	ACH-GRIFFITH#9 RETN	Griffith Company	PMPAY00001216	\$173,199.52
10/12/2022	E-CHECK-LADWP-PLAN	County of Los Angeles Dept. Pu	PMPAY00001217	\$1,000.00
10/12/2022	EFT-CALPERS PE100722	CALPERS	PMPAY00001222	\$22,070.64
10/13/2022	21646	Alliant Insurance Services, In	PMCHK00001198	\$8,416.61
10/13/2022	21647	Justifacts Credential Verifica	PMCHK00001198	\$154.33
10/13/2022	21648	ODP Business Solutions, Inc	PMCHK00001198	\$223.19
10/13/2022	21649	San Gabriel Valley Water Compa	PMCHK00001198	\$387.80
10/13/2022	21650	Unanet Technologies	PMCHK00001198	\$1,436.13
10/13/2022	21651	David Lang & Associates	PMCHK00001198	\$477.03
10/13/2022	EFT000000000218	Biggs Cardosa Associates Inc.	PMCHK00001197	\$32,167.46
10/13/2022	EFT000000000219	David Lang & Associates	PMCHK00001197	\$9,063.66
10/13/2022	EFT000000000220	Kimley-Horn & Associates	PMCHK00001197	\$67,304.59
10/13/2022	EFT000000000221	Moffatt & Nichol	PMCHK00001197	\$855.00
10/13/2022	EFT000000000222	National Railroad Safety Servi	PMCHK00001197	\$44,900.00
10/13/2022	EFT000000000223	Rene Coronel	PMCHK00001197	\$2.00
10/13/2022	EFT000000000224	GMT Greg MilesTelecommunicatio	PMCHK00001197	\$6,300.40
10/13/2022	EFT000000000225	Rowland Water District	PMCHK00001197	\$2,119.99
10/13/2022	EFT000000000226	Simba Mandizvidza	PMCHK00001197	\$550.00
10/13/2022	EFT000000000227	Riverside Construction Company	PMCHK00001197	\$123,737.50
10/13/2022	EFT000000000228	Capital Representation Group	PMCHK00001197	\$650.00
10/14/2022	ACH-MN#48(RETN)AUG	Moffatt & Nichol	PMPAY00001223	\$45.00
10/14/2022	ACH-RIVERSIDE#40RETN	Riverside Construction Company	PMPAY00001223	\$6,512.50
10/14/2022	EFT-AFLAC-SEP22	Aflac	PMPAY00001224	\$144.88
10/18/2022	EFT000000000229	Biggs Cardosa Associates Inc.	PMCHK00001199	\$30,998.83
10/18/2022	EFT000000000230	Rene Coronel	PMCHK00001199	\$267.61
10/18/2022	EFT000000000231	LACMTA - Metropolitan Transpor	PMCHK00001199	\$178,202.33
10/18/2022	EFT000000000232	Moffatt & Nichol	PMCHK00001199	\$88,350.00
10/18/2022	EFT000000000233	National Railroad Safety Servi	PMCHK00001199	\$30,500.00
10/18/2022	EFT000000000234	OHL USA, Inc.	PMCHK00001199	\$1,634,925.88
10/18/2022	EFT000000000235	TWE Solutions	PMCHK00001199	\$332.98
10/20/2022	21652	San Gabriel Valley Water Compa	PMCHK00001200	\$437.16
10/20/2022	21653	Walnut Valley Water District	PMCHK00001200	\$209.75
10/20/2022	21654	Woodruff, Spradlin & Smart	PMCHK00001200	\$54,656.20
10/20/2022	21655	Southern California Edison	PMCHK00001200	\$54.99
10/20/2022	21656	South Montebello Irrigation Di	PMCHK00001200	\$50.95
10/20/2022	ACH-MN#11(RETN)AUG22	Moffatt & Nichol	PMPAY00001225	\$4,650.00
10/20/2022	ACH-OHL#89(RETN)AUG	OHL USA, Inc.	PMPAY00001225	\$181,658.43
10/20/2022	EFT-CALPERS-UAL_OCT	CALPERS	PMPAY00001225	\$466.83
10/20/2022	EFT-CALPERS_MED-NOV	CALPERS	PMPAY00001225	\$41,422.57
10/26/2022	21657	County of Los Angeles Dept. Pu	PMCHK00001202	\$183.25
10/26/2022	21658	Montebello Land & Water Compan	PMCHK00001202	\$12.30
10/26/2022	21659	ODP Business Solutions, Inc	PMCHK00001202	\$297.59
10/26/2022	21660	South Montebello Irrigation Di	PMCHK00001202	\$87.50
10/26/2022	21661	Walnut Valley Water District	PMCHK00001202	\$209.75

ACE CONSTRUCTION AUTHORITY  
Disbursements Report  
As of October 2022

Transaction Date	Check Number	Vendor Name	Description	Amount
10/26/2022	21662	Woodruff, Spradlin & Smart	PMCHK00001202	\$57,971.31
10/26/2022	EFT000000000236	HDR Engineering, Inc.	PMCHK00001201	\$803.41
10/26/2022	EFT000000000237	LSA Associates, Inc.	PMCHK00001201	\$1,784.28
10/26/2022	EFT000000000238	AECOM - Technical Services, In	PMCHK00001201	\$246,042.06
10/26/2022	EFT000000000239	PreScience Corporation	PMCHK00001201	\$146,409.93
10/26/2022	EFT000000000240	National Railroad Safety Servi	PMCHK00001201	\$101,925.00
10/26/2022	EFT000000000241	CH2M HILL INC	PMCHK00001201	\$8,109.60
10/26/2022	EFT000000000242	HNTB Corporation	PMCHK00001201	\$40,022.18
10/26/2022	EFT000000000243	Union Pacific Railroad Company	PMCHK00001201	\$13,005.44
<b>Total October 2022 Disbursements</b>				<b><u><u>\$6,805,924.03</u></u></b>

Journal Entry	TRX Date	Account Number	Account Description	Debit Amount	Credit Amount	Originating Master ID	Originating Master Name	Description	Reference	Originating TRX Source
17226	9/12/2022	012-000-000-5920	Webpage/Software Services	658.18	-	586	Google Split	Purchases	586	PMTRX00000275
17226	9/12/2022	000-000-000-2310	Intercompany Payable - Due to ACE	538.52	-		Zoom Video Communications Inc.	Purchases		PMTRX00000275
17227	9/12/2022	012-000-000-5355	Meetings/Travel	21.08	-	305		Purchases	305	PMTRX00000275
17228	9/13/2022	012-000-000-5355	Meetings/Travel	548.21	-	328	Albertsons	Purchases	328	PMTRX00000275
17229	9/13/2022	012-000-000-5330	Printing/Publications	8.21	-	527	Panera Bread	Purchases	527	PMTRX00000275
17231	9/13/2022	012-000-000-5910	Equipment & Soft Acquisition	4,774.77	-	323	Paradise Embroidery and Screen Printin	Purchases	323	PMTRX00000275
17231	9/13/2022	000-000-000-2310	Intercompany Payable - Due to ACE	3,183.18	-		Microsoft	Purchases		PMTRX00000275
17233	9/13/2022	012-000-000-5355	Meetings/Travel	61.97	-	402		Purchases	402	PMTRX00000275
17233	9/13/2022	000-000-000-1320	Due to/from SGVRHT	61.96	-		Staples	Purchases		PMTRX00000275
17237	9/13/2022	000-000-000-1320	Due to/from SGVRHT	176.87	-			Purchases		PMTRX00000275
17230	9/15/2022	012-000-000-5355	Meetings/Travel	396.85	-	557		Purchases	557	PMTRX00000275
17239	9/15/2022	012-000-000-5920	Webpage/Software Services	39.99	-	680	Corner Bakery Cafe	Purchases	680	PMTRX00000275
17242	9/15/2022	012-000-000-5355	Meetings/Travel	30.00	-	672	MailChimp	Purchases	672	PMTRX00000275
17232	9/16/2022	012-000-000-5355	Meetings/Travel	500.00	-	679	United Airlines	Purchases	679	PMTRX00000275
17240	9/16/2022	000-000-000-1320	Due to/from SGVRHT	199.25	-		American Planning Association	Purchases		PMTRX00000275
17241	9/16/2022	012-000-000-5920	Webpage/Software Services	15.99	-	396		Purchases	396	PMTRX00000275
17234	9/19/2022	000-000-000-1320	Due to/from SGVRHT	21.89	-		Network Solutions	Purchases		PMTRX00000275
17235	9/19/2022	000-000-000-1320	Due to/from SGVRHT	34.34	-			Purchases		PMTRX00000275
17252	9/19/2022	012-000-000-5910	Equipment & Soft Acquisition	295.44	-	306		Purchases	306	PMTRX00000275
17252	9/19/2022	000-000-000-2310	Intercompany Payable - Due to ACE	147.72	-		AMAZON	Purchases		PMTRX00000275
17296	9/19/2022	012-000-000-5355	Meetings/Travel	268.98	-	397		Purchases	397	PMTRX00000285
17244	9/20/2022	012-000-000-5355	Meetings/Travel	300.00	-	110	Southwest Airlines	Purchases	110	PMTRX00000275
17243	9/21/2022	012-000-000-5355	Meetings/Travel	3,290.08	-	681	Athena Parking (Alhambra)	Purchases	681	PMTRX00000275
17251	9/21/2022	000-000-000-1320	Due to/from SGVRHT	547.84	-		Hilton- Columbus Downtown	Purchases		PMTRX00000275
17245	9/22/2022	012-000-000-5315	Utilities	50.08	-	350		Purchases	350	PMTRX00000275
17300	9/22/2022	012-000-000-5355	Meetings/Travel	3,103.54	-	686	Verizon Wireless	Purchases	686	PMTRX00000285
17246	9/23/2022	012-000-000-5355	Meetings/Travel	508.94	-	530	Sheraton San Diego Hotel & Marina	Purchases	530	PMTRX00000275
17247	9/23/2022	012-000-000-5355	Meetings/Travel	147.77	-	682	The Citizen Hotel- Sacramento	Purchases	682	PMTRX00000275
17247	9/23/2022	000-000-000-2310	Intercompany Payable - Due to ACE	147.77	-		Press Print Inc	Purchases		PMTRX00000275
17298	9/26/2022	012-000-000-5325	Office Supplies	13.13	-	611		Purchases	611	PMTRX00000285
17299	9/27/2022	012-000-000-5920	Webpage/Software Services	155.88	-	300	HP Inc.	Purchases	300	PMTRX00000285
17301	9/27/2022	000-000-000-2102	Citi Bank Card	199.00	-	183	Adobe	Purchases	183	PMTRX00000286
17248	9/29/2022	015-157-070-6017	Coyote Management Plan - Program Management	43.09	-	307	Local Government Commission	Purchases	307	PMTRX00000275
17249	9/30/2022	015-157-070-6017	Coyote Management Plan - Program Management	20.00	-	638	AT&T	Purchases	638	PMTRX00000275
17250	9/30/2022	015-157-070-6017	Coyote Management Plan - Program Management	11.48	-	312	Red Devil Pizza	Purchases	312	PMTRX00000275
						20,522.00	Dollar Tree	Purchases		
<b>Total</b>				<b>20,522.00</b>	<b>20,522.00</b>					





Journal Entry	Series	TRX Date	Account Number	Account Description	Debit Amount	Credit Amount	Originating Master ID	Originating Master Name	Description
	Purchasing	6/24/2022	010-000-000-5216	Travel Employee	593.04	-	3285	Hotel George	Purchases
	Purchasing	6/24/2022	020-000-000-5213	Travel Employee MTA MOU	154.14	-	3285	Hotel George	Purchases
51022	Purchasing	7/18/2022	000-000-000-2102	CBB Credit Card	-	747.18	3285	CBB Cardmember Service	Accounts Payable
51397	Purchasing	8/10/2022	010-000-000-5214	Travel - Employee Registration	332.49	-	3285	Payables Trx Entry	Payables Trx Entry
51397	Purchasing	8/10/2022	010-000-000-5231	Staff Development & Training	50.00	-	3285	Payables Trx Entry	Payables Trx Entry
51397	Purchasing	8/10/2022	010-000-000-7520	Office Supplies	13.11	-	3285	Payables Trx Entry	Payables Trx Entry
51397	Purchasing	8/10/2022	061-209-100-7160	Montebello Corridor Grd Sep - Design - PM	117.95	-	3285	Payables Trx Entry	Payables Trx Entry
51397	Purchasing	8/10/2022	010-000-000-7355	Office Equipment - Under \$5K Purchases (FA)	3,705.80	-	3285	Payables Trx Entry	Payables Trx Entry
51397	Purchasing	8/10/2022	036-226-040-7160	San Gabriel Valley Transit Study - Program Mgmt	39.05	-	3285	Payables Trx Entry	Payables Trx Entry
51397	Purchasing	8/17/2022	000-000-000-2102	CBB Credit Card	-	4,258.40	3285	Payables Trx Entry	Payables Trx Entry
51397	Purchasing	8/10/2022	036-226-040-7160	San Gabriel Valley Transit Study - Program Mgmt	39.05	-		Payables Trx Entry	
51609	Purchasing	9/21/2022	061-209-200-5213	Montebello Corridor Grd Sep - ROW - Mileage	297.00	-		Payables Trx Entry	
51610	Purchasing	9/21/2022	010-000-000-5215	Travel - Employee - Training	698.00	-		Purchases	2266
51610	Purchasing	9/21/2022	000-000-000-1300	Intercompany Receivable - Due from SGVCOG	698.00	-		Payables Trx Entry	
51397	Purchasing	9/22/2022	000-000-000-2102	CBB Credit Card	-	1,732.05	3285	Payables Trx Entry	Payables Trx Entry
51900	Purchasing	10/25/2022	010-000-000-5233	Professional Memberships	195.00	-		Payables Trx Entry	Payables Trx Entry
51900	Purchasing	10/25/2022	010-000-000-7580	Advertising	412.50	-		Payables Trx Entry	Payables Trx Entry
51900	Purchasing	10/25/2022	036-226-040-7160	San Gabriel Valley Transit Study - Program Mgmt	39.05	-		Payables Trx Entry	Payables Trx Entry
51900	Purchasing	10/25/2022	000-000-000-2102	CBB Credit Card	-	646.55	3285	Payables Trx Entry	Payables Trx Entry
<b>YTD thru Oct 2022</b>					<b>7,384.18</b>	<b>7,384.18</b>			

**Governing Board Attendance**

	2022						2023					
	Jul	Aug	Sep	Oct	Nov	Dec	Jan	Feb	Mar	Apr	May	Jun
Alhambra			D									
Arcadia	D	D	D	D								
Azusa	D	D	D	D								
Baldwin Park												
Bradbury												
Claremont	D	D	D	D								
Covina	D	D	D									
Diamond Bar	D	D	A	D								
Duarte	A											
El Monte	D	D		D								
Glendora	D	D	D	D								
Industry	D	D	D	D								
Irwindale	D	D	D	D								
La Cañada Flintridge	D	D	D	D								
La Puente		D	D	D								
La Verne	D	D	D	D								
Monrovia	D	D	D	D								
Montebello		D	D	D								
Monterey Park				D								
Pasadena			D	D								
Pomona		D	D	D								
Rosemead	D	D	D	D								
San Dimas												
San Gabriel	D		D	D								
San Marino	D	D	D	D								
Sierra Madre	D	D		D								
South El Monte	D	D	D	D								
South Pasadena	D	D	D	D								
Temple City	D	D										
Walnut	A	D	D	D								
West Covina		D	D									
LA County District 1	D	D	D	D								
LA County District 5	D	D	D	D								
SGV Water Agencies	D	D	D	D								

**Major Action Items and Presentations**

**July (14)**

Agreement with ActiveSGV to Produce the Heart of the Foothills Open Streets Event  
 Agreement with ActiveSGV to Organize and Execute Slow Street Demonstration Projects

**July (21)**

Services to Supplement Existing Homelessness Services Program Contract

**August**

Revisions to the SGVCOG Measure M Multi-Year Subregional Program (MSP) Public Outreach Plan  
 Recommendation of Appointment of SGVCOG Delegate to the San Gabriel and Lower Los Angeles Rivers and Mountains Conservancy Board of Directors  
 SB 991 (Newman) – Public Contracts: Progressive Design-Build: Local Agencies  
 Homeless Programs to Address Food Insecurity  
 Authorization to Execute Agreements Implementing the San Gabriel Valley Wildfire Adaptation and Prevention Outreach Program and the San Gabriel Valley Regional Community Wildfire Protection Plan  
 Support AB 2622 (Mullin): Sales and Use Taxes Exemption for Zero Emission Transit Buses  
 Tiny Home Bridge Housing Update: Success Stories, Challenges, & Solutions:  
 GoSGV Regional Bikeshare Program Update:

**September**

Resolution to Approve Submittal of Regional Climate Collaborates Grant Application  
 Housing Linkage Working Group  
 SGVCOG Rules of Decorum for Public Meetings  
 Virtual Tour of Serenity Homes, Baldwin Park Family Bridge Housing Site  
 Pure Water California Update on Recycled Water Program

**October**

Compensation Study Request for Proposal  
 New SGVCOG Office Update Report  
 Assembly Bill 2449 Brown Act Teleconferencing Requirements  
 Serenity Homes Family Site Volunteer and Donor Recognition of the Organizations

## Capital Projects & Construction

	2022						2023					
	Jul	Aug	Sep	Oct	Nov	Dec	Jan	Feb	Mar	Apr	May	Jun
Central District (El Monte)	✓											
COG President	✓											
Industry	✓											
LA County	✓											
Montebello												
Northeast District (La Verne)	✓											
Northwest District (San Marino)	✓											
Pomona												
Southeast District (Diamond Bar)	✓											
Southwest District (South Pasadena)	✓											

### Agenda Topics

#### *July*

Adopt Joint Resolution 22-41 of the Capital Projects and Construction Committee, Executive Committee, Transportation Committee, and t

## Transportation Attendance

	2022						2023					
	Jul	Aug	Sep	Oct	Nov	Dec	Jan	Feb	Mar	Apr	May	Jun
Alhambra		✓		✓								
Claremont	✓	✓	✓	✓								
Diamond Bar	✓	✓	✓	✓								
Glendora	✓	✓	✓	✓								
Industry	✓	✓	✓	✓								
La Cañada Flintridge	✓	✓	✓									
L.A. County District 1		✓	✓	✓								
L.A. County District 5		✓	✓	✓								
Monterey Park		✓										
Pasadena		✓	✓	✓								
Pomona				✓								
South El Monte		✓	✓	✓								
Temple City	✓		✓	✓								

### Agenda Topics

#### *July*

Adoption of Resolution 22-05-TC Making Specified Findings to Enable the Transportation Committee to Continue to Hold Meetings via Teleconferencing

#### *August*

Adoption of Resolution 22-06-TC Making Specified Findings to Enable the Transportation Committee to Continue to Hold Meetings via Teleconferencing  
Support AB 2622 (Mullin)

EV Fleet Infrastructure Presentation (TRC)

#### *September*

Adoption of Resolution 22-07-TC Making Specified Findings to Enable the Transportation Committee to Continue to Hold Meetings via Teleconferencing

#### *October*

Adoption of Resolution 22-07-TC Making Specified Findings to Enable the Transportation Committee to Continue to Hold Meetings via Teleconferencing  
Metro's Lone Hill to White Update

Caltrans Sustainable Transportation Planning Grant Presentation

Mount Wilson Express Shuttle Update (Nature For All)



**EENR Attendance**

	2022						2023					
	Jul	Aug	Sep	Oct	Nov	Dec	Jan	Feb	Mar	Apr	May	Jun
Claremont	✓	✓	✓	✓								
Covina	✓	✓		✓								
Duarte	✓	✓	✓	✓								
Pasadena	✓		✓	✓								
Pomona	✓	✓										
Rosemead			✓	✓								
Sierra Madre	✓	✓		✓								
South Pasadena		✓	✓	✓								
Temple City (Ex-officio)												
West Covina	✓		✓									

**Agenda Topics**

***July***

Adoption of Resolution 22-07-EENR Making Specified Findings to Enable the Transportation Committee to Continue to Hold Meetings via Teleconferencing

***August***

Opportunities for Public Fleet Electrification & Electric Vehicle Charging

AB 1985 (Rivas, Robert) Organic waste: recovered organic waste product procurement targets

***September***

Draft 2022 Air Quality Management Plan Overview

California Clean Air Day

***October***

Mount Wilson Express Shuttle

Equitable Community Revitalization Grant

***November***

Clean Power Alliance Overview

Energy Champion Awards Updates

2023 Legislative Priorities

## Water Attendance

	2022						2023					
	Jul	Aug	Sep	Oct	Nov	Dec	Jan	Feb	Mar	Apr	May	Jun
Claremont	✓	✓		✓	✓							
Glendora	✓		✓		✓							
Monrovia	✓	✓	✓		✓							
Rosemead			✓	✓	✓							
South Pasadena				✓	✓							
TVMWD	✓		✓	✓								
USGVMWD	✓	✓		✓	✓							

### Agenda Topics

#### *July*

Adoption of Resolution 22-08-WC Enabling the Water Policy Committee to Continue Holding Meetings via Teleconferencing

#### *August*

Water District Rebate Offerings

Water Funding Updates

#### *September*

Solve the Water Crisis Coalition

SCWP Project Updates

#### *October*

Solve the Water Crisis Coalition

Drought Tolerant Landscaping

#### *November*

2023 Legislative Priorities

Drought and Water Shortage Resolution

PFAS Treatment in SGV

**City Managers' Steering Com.**

	2022						2023					
	Jul	Aug	Sep	Oct	Nov	Dec	Jan	Feb	Mar	Apr	May	Jun
Alhambra			✓	✓	✓							
Arcadia				✓	✓							
Azusa			✓	✓								
Baldwin Park			✓	✓	✓							
Bradbury					✓							
Diamond Bar			✓	✓	✓							
Glendora			✓	✓								
Industry			✓	✓								
La Canada Flintridge			✓		✓							
Montebello			✓									
Monterey Park				✓	✓							
San Dimas				✓	✓							
San Gabriel				✓	✓							
South Pasadena				✓	✓							
Temple City			✓	✓	✓							

**Agenda Topics**

**July (Dark)**

**August (Dark)**

**September**

Food Insecurity Grant Program Update

**October**

SGVCOG Homeless Programs Update

Water Supply Update and Drought Actions Presentation

Regional VMT Programs Update

**November**

StateRAMP Cloud Security Services Presentation

## Homelessness Attendance

	2022							2023					
	Jul Spe	Aug	Aug Spe	Sep	Oct	Nov	Dec	Jan	Feb	Mar	Apr	May	Jun
Arcadia			✓		✓	✓							
Azusa	✓	✓	✓	✓	✓	✓							
Baldwin Park		✓		✓	✓	✓							
Claremont	✓	✓			✓	✓							
Duarte		✓			✓								
Glendora	✓	✓	✓	✓	✓	✓							
Irwindale	✓	✓	✓	✓									
Monrovia	✓	✓	✓	✓	✓	✓							
Pasadena		✓		✓		✓							
Pomona		✓				✓							
Rosemead	✓		✓	✓	✓	✓							
South El Monte	✓		✓	✓									
South Pasadena	✓	✓	✓	✓	✓	✓							
LA County Dist 1	✓		✓	✓	✓	✓							
West Covina	✓	✓	✓			✓							

**Agenda Topics**

**July (Dark)**

**July Special Meeting (7/27)**

Adopted AB 361 Resolution

**August**

Homeless Programs to Address Food Insecurity Action Item

LACDMH Hollywood 2.0

SGVRHT Esperanza Villa Updates

**August Special Meeting (8/31)**

Adopted AB 361 Resolution

**September**

Housing Linkage Working Group Action Item

LifeArk Tyler Project

**October**

City of La Puente Workforce Development Program

**November**

SGVCOG Homeless Programs Update



# REPORT

---

DATE: November 17, 2022  
TO: Governing Board Delegates and Alternates  
FROM: Marisa Creter, Executive Director  
RE: **4th QUARTER FINANCIAL REPORT**

## **RECOMMENDED ACTION**

Receive and file.

## **BACKGROUND**

The full FY 21-22 4th Quarter Financial Reports for Capital and Non-Capital Projects are included as attachments to this report. These reports include the following:


### Capital Projects


- Condensed Balance Sheet
- Project Cost Report
- Reimbursement Status Report
- Asset Allocation Report

### Non-Capital Projects

- Comparative Summary Balance Sheet of Q4 & Q3
- Consolidated Budget to Actual<sup>1</sup>
- Grants Receivable Aging Detail
- Credit Card Charges and Detailed Transactions

Questions on these reports may be directed at SGVCOG Director of Finance, Rey Alimoren ([ralimoren@sgvcog.org](mailto:ralimoren@sgvcog.org)).

Prepared by:   
Steph Wong  
Management Analyst

Approved by:   
Marisa Creter  
Executive Director

---

<sup>1</sup> Note: The Non-Capital Program has a negative net position of \$241,404 primarily due to the LA County Home Innovation Homelessness Program where the revenue was recognized at a flat rate resulting in excess revenue from prior fiscal year.

## **ATTACHMENTS**

Attachment A – Capital Projects 4th Quarter Financial Report

Attachment B – Non-Capital Projects 4th Quarter Financial Report

# Attachment A: Capital Projects 4th Quarter Financial Report

SAN GABRIEL VALLEY COUNCIL OF GOVERNMENTS  
Condensed Balance Sheet - Capital Projects  
For Fiscal Year Ending June 30, 2022

	<b>06.30.22</b>	Change	<b>03.31.22</b>	<b>Comments</b>
<b><u>Cash on hand</u></b>				
Operating Account	1,841,869	(592,821.53)	2,434,691	
Money Market Account (2)	7,575,331	5,672,328	1,903,003	
Money Market (UPRR Contributions)	544,286	136	544,150	
<b>Total cash on hand</b>	<b>9,961,486</b>	<b>5,079,642</b>	<b>4,881,844</b>	
<b><u>Investments</u></b>				
LAIF	1,706,752	1,344	1,705,408	
CALPERS - Section 115 Trust	1,149,258	(144,193)	1,293,451	
CBT - Fixed Income at cost	25,617,929	24,628	25,593,301	
<b>Total investments</b>	<b>28,473,939</b>	<b>(118,221)</b>	<b>28,592,160</b>	
<b><u>Current - 30 days or less</u></b>	<b>18,471,466</b>	<b>(5,145,629)</b>	<b>23,617,095</b>	
<b><u>Aged Receivable</u></b>				
<b><u>To Be Billed</u></b>	<b>33,307,207</b>	<b>20,654,291</b>	<b>12,652,916</b>	
<b><u>MTA/CALTRANS Retention</u></b>	<b>4,778,978</b>	<b>275,992</b>	<b>4,502,986</b>	
<b>Total Exhibit V</b>	<b>56,557,651</b>	<b>15,784,654</b>	<b>40,772,997</b>	
Other receivables, unsold surplus properties, and defer	16,155,319	(254,456)	16,409,775	
<b>Total Cash, Cash Equivalents &amp; Receivables</b>	<b>111,148,395</b>	<b>20,491,619</b>	<b>90,656,776</b>	
<b><u>Liabilities</u></b>				
Payables & other Accruals	27,354,815	21,651,478	5,703,337	
Unearned revenues	41,490,343 (a.)	(751,590)	42,241,933	
MTA Working Capital Loan	30,000,000	-	30,000,000	
<b>Total liabilities</b>	<b>98,845,158</b>	<b>20,899,888</b>	<b>77,945,270</b>	
<b><u>Fund balance</u></b>				
Resources net of actual liabilities	12,303,236	(408,269)	12,711,505	
Less estimated:				
CalPERS - Hypothetical termination liability	10,125,466 (b.)	581,989	9,543,477	
<b>Resources net of estimated liabilities</b>	<b>2,177,770 (c.)</b>	<b>(990,258)</b>	<b>3,168,028</b>	

a.) Represents surplus property appraised value, net proceeds from sale of ROW surplus disallowed retention, and Betterment funds billed in advance to City of Industry for as well as Rio Hondo payments from cities.

b.) Updated based on CalPERS's annual valuation report as of June 30, 2021.

c.) Decrease represents increase in 06/30/2021 hypothetical termination liability and effect of prior year's deficiency of expenses

**Attachment A: Capital Projects 4th Quarter Financial Report**

SAN GABRIEL VALLEY COUNCIL OF GOVERNMENTS  
 Allocated Funds, ITD, & Estimate at Completion Project Costs  
 For Fiscal Year Ending June 30, 2022

(\$ 000's)

	Project	Cost Estimate (1997)	Cost Estimate (2006)	Total Allocated to Projects	ITD Expenditures	Estimate at ** Completion	Variance (Allocated vs. Estimate at Completion)	Status
	Start-up/Misc			\$ 10,000	\$ 9,453			
<b>ACE Projects</b>								
	1 Pomona At-Grade Crossing Safety Improvements	N/A	N/A	\$ 3,162	4,433	\$ 31,477	\$ (28,315)	Active (1)
	2 Durfee Road	N/A	N/A	108,435	95,355	108,435	-	Active
	3 Fairway Drive (LA)	N/A	N/A	240,812	228,254	240,812	-	Active
	4 Fullerton Road	N/A	N/A	224,681	127,138	224,765	(84)	Active
	5 Montebello Blvd	N/A	N/A	121,659	39,262	190,812	(69,153)	Active (2)
	6 Maple Ave.	N/A	N/A	(205)	654	-	(205)	Active (2)
	7 Montebello At-Grade Crossing Safety Improvements	N/A	N/A	641	786	10,000	(9,359)	Active (2)(3)
	8 Nogales South (LA)	24,307	N/A	120,699	120,718	120,699	-	Closed
	9 Puente Avenue	N/A	N/A	97,377	88,615	97,377	-	Closed
	10 San Gabriel Trench	198,205	N/A	293,671	298,924	293,671	0	Closed
	12 Turnbull Canyon Road	N/A	N/A	49,745	14,159	98,106	(48,361)	Active (2)
	11 Temple Avenue	35,985	80,272	94,825	94,722	94,825	-	Closed
	13 Baldwin Avenue	23,994	64,765	70,365	70,365	70,365	-	Closed
	14 Brea Canyon	26,571	64,401	73,903	73,459	73,903	-	Closed
	15 Crossing Safety/IRRIS	61,000	35,200	34,141	34,343	34,141	-	Closed
	16 East End/Reservoir	56,571	69,180	79,000	78,960	79,000	-	Closed
	17 Hamilton Blvd.	N/A	N/A	1,789	1,789	1,789	-	Closed
	18 Nogales North (Alh)	39,636	54,599	49,798	49,797	49,798	-	Closed
	19 Ramona Blvd.	14,489	47,102	53,091	53,091	53,091	-	Closed
	20 Sunset Avenue	22,259	70,502	93,862	93,794	93,862	-	Closed
	<b>Subtotal</b>	<b>\$ 503,017</b>	<b>\$ 486,021</b>	<b>1,821,452</b>	<b>\$ 1,578,069</b>	<b>\$ 1,966,928</b>	<b>\$ (155,477)</b>	
<b>Estimated Total Project Cost</b>		<b>\$ 950,000</b>	<b>\$ 1,400,000</b>					
<b>Net Authorized</b>		<b>\$ 1,697,059,268</b>						
<b>Allocated</b>		<b>1,685,549,532</b>						
<b>Available</b>		<b>\$ 11,509,736</b>						

\*\* Excludes Start-up/Misc of \$21.436M to agree with Exhibit-IV EAC.

(1) The cost of San Antonio Crossing is fully funded by Section 130.

(2) Metro approved to fully fund the project using future MSP funds

(3) Staff is evaluating an alternative (at-grade improvements only) in lieu of the original pedestrian bridge concept for Maple Avenue.



Attachment A: Capital Projects 4th Quarter Financial Report

Reimbursement Status (\$ 000)						
Projects	ITD Expenditures	Received	Current / 30 Days or less	Aged Receivable	To Be Billed	MTA Retention
At Grade Crossing	\$ 4,433	\$ 4,217	\$ 74	\$ -	\$ 135	\$ 7
Durfee	95,355	88,557	3,931	-	2,045	821
Fairway Drive	206,318	198,249	2,807	-	4,639	621.75
Fairway-Lemon Betterment	21,936	21,672	-	-	-	264
Fullerton	127,138	108,513	8,542	-	9,028	1,055
Montebello	39,262	37,986	605	-	426	245
Maple Ave.	654	636	11	-	1	6
Montebello At Grade	786	640	141	-	4	1
Nogales (LA)	120,718	119,147	-	-	1,111	460
Puente Ave.	88,615	88,510	1	-	-	104
SG Trench	298,924	298,786	-	-	96	42
Turnbull Cyn.	14,159	12,627	777	-	269	485
Temple	94,722	94,503	-	-	-	219
Baldwin	70,365	70,363	-	-	-	2
Brea Canyon	73,459	73,459	-	-	-	-
Crossing Safety / IRRIS	34,343	34,343	-	-	-	-
EE/Reservoir	78,960	78,960	-	-	-	-
Hamilton	1,789	1,789	-	-	-	-
Nogales (AH)	49,797	49,797	-	-	-	-
Ramona	53,091	53,091	-	-	-	-
Sunset	93,794	93,794	-	-	-	-
<b>Sub-total Projects</b>	<b>1,568,616</b>	<b>\$ 1,529,640</b>	<b>16,889</b>	<b>-</b>	<b>17,755</b>	<b>4,332</b>
Project Administration	9,453	9,426	-	-	27	-
<b>Total ACE</b>	<b>1,578,069</b>	<b>1,539,066</b>	<b>16,889</b>	<b>-</b>	<b>17,782</b>	<b>4,332</b>
<b>Non-Grade Separation</b>						
Rio Hondo	1,102	1,102	-	-	-	-
57/60 Project	56,235	40,862	1,256	-	13,699	418
Gold Line Pedestrian	784	257	-	-	498	29
San Gabriel Transit Study	1,180	855	325	-	(1)	-
	<b>1,637,369</b>	<b>1,582,142</b>	<b>18,471</b>	<b>-</b>	<b>31,977</b>	<b>4,779</b>

**Attachment A: Capital Projects 4th Quarter Financial Report**

Deposit/ Investment Amount 06.30.2022	% of Invest- ments		Maximum Maturity	Maximum Percent of Portfolio	Maximum Investment in One Issuer
		<b>Bank Deposits</b>			
		Ace deposits are held by Citizens Business Bank (CBB) under a deposit agreement in amounts not to exceed \$50 million. Under the agreement, CBB maintains collateral deposits of at least 110% of the value of all ACE deposits at Bank of New York Mellon in eligible securities. The CBB deposits accounts are:			
\$ 1,841,869		Checking Account			
8,119,617		Money Market Accounts (3) *			
9,961,486		Total Deposits			
		<b>Permitted Investments **</b>			
22,221,320	81.32%	Government Securities (1.15 - 5.00 years)	5 years	50%	15%<=
1,471,013	5.38%	Corporate Bonds (1.47 - 4.93 years)	5 years	30%	10%<=
-	0.00%	Gov't Mortgages (4.13 - 4.80 years)	5 years	15%	None stated
793,802	2.91%	Municipals (2.65 - 4.84 years)	None stated	None stated	None stated
-	0.00%	CDs (4.00 - 5.00 years)	5 years	30%	10%<=
1,131,794	4.14%	Cash and Cash Equivalents	None stated	None stated	None stated
25,617,929	93.75%	Subtotal Investments - Book value *			
1,706,752	6.25%	State's Local Agency Investment Fund	None stated	None stated	None stated
27,324,681	100.00%	Total Investments			
\$ 37,286,167		<b>Total</b>			

\* Note: Includes \$31,549,462 of available unearned revenues

## Attachment B: Non-Capital Project 4th Quarter Financial Report

**SAN GABRIEL VALLEY COUNCIL OF GOVERNMENTS**

## Comparative Summary Balance Sheet

As of June 30, 2022 **(Pre-Audit)**

	<b>6.30.22</b>	Change	03.31.22
CBB - Checking	<b>\$ 1,819,589</b>	1,494,823.20	\$ 324,766
CBB - 242-300-597 Money Market	<b>1,478,912</b>	13,266	1,465,646
CBB - 103-501-0361- Investment	<b>4,697,239</b>	71,894	4,625,345
CalPERS Section 115 Contribution	<b>139,141</b>	(17,367)	156,508
CBB - Payroll - 242-122-747 (Combined)	-	0	(0)
Petty Cash	<b>400</b>	-	400
LAIF	<b>246,169</b>	194	245,975
LAIF Market Value	-	(86)	86
FSA Advance Payment	<b>(554)</b>	(250)	(304)
Cash and equivalents	<b><u>8,380,896</u></b>	<u>1,562,475</u>	<u>6,818,421</u>
Member Receivable	-	-	-
Grants/Contracts Receivable	<b>436,676</b>	(445,613)	882,289
Sponsorships Receivable	-	-	-
Rental Deposit Receivable	<b>5,489</b>	-	5,489
Unbilled Grant Receivable	<b>405,328</b>	99,985	305,342
Receivables - other	<b>(258,609)</b>	(286,312)	27,703
Receivables	<b><u>588,884</u></b>	<u>(631,940)</u>	<u>1,220,824</u>
Prepays and deferrals	<b><u>\$158,610.44</u></b>	<u>4,507</u>	<u>154,103</u>
Total assets	<b><u>9,128,390</u></b>	<u>935,041</u>	<u>8,193,349</u>
Accounts Payable	<b>2,474,499</b>	2,205,531	268,968
Citi Bank Card	<b>14,213</b>	10,247	3,966
Payroll Payable	-	(2,333)	2,333
Accrued Vacation	<b>59,180</b>	(2,794)	61,975
Unearned Revenues - Member Cities Dues	<b>192,812</b>	(210,252)	403,064
Unearned Revenues - Housing/Homelessness	<b>684,549</b>	(2,772,509)	3,457,058
Unearned Revenues - SGVRHT	-	-	-
Accruals, deferrals and other payables	<b><u>3,523,874</u></b>	<u>1,654,541</u>	<u>1,869,333</u>
Total liabilities	<b><u>6,949,128</u></b>	<u>882,431</u>	<u>6,066,696</u>
Net Position, beginning of period **	<b>2,359,625</b>	(30,648)	2,390,272
Change in net position	<b>(180,362)</b>	80,114	(260,476)
Net Position, end of period	<b><u>\$ 2,179,262</u></b>	<u>\$ 49,466</u>	<u>\$ 2,129,796</u>

# Attachment B: Non-Capital Project 4th Quarter Financial Report

**SAN GABRIEL VALLEY COUNCIL OF GOVERNMENTS**  
**Consolidated Budget to Actual**  
 FY 2022 4th Quarter Report  
 As of June 30, 2022 (Pre-Audit)

	Operating			RHT - Local			Non Capital		
	Actual	FY 2022 Budget	% of FY22 Budget	Actual	FY 2022 Budget	% of FY22 Budget	Actual	FY 2022 Budget	% of FY22 Budget
<b>Operating revenues</b>									
<b>Dues</b>									
Member Dues	805,639	806,129	99.9%	-	-		-	-	
Transportation Administration	105,002	105,509	99.5%	-	-		-	-	
Subtotal Dues	910,640	911,638	99.9%	-	-		-	-	
<b>Non-capital projects</b>									
Grants and matches from other governments	-	-		320,000	298,750	107.1%	9,499,332	7,478,194	127.0%
<b>Total operating rev</b>	910,640	911,638	99.9%	320,000	298,750	107.1%	9,499,332	7,478,194	127.0%
<b>Operating expenses</b>									
<b>Indirect expenses</b>									
Personnel (Meetings/Travel, Dues & Subscription)	317,333	414,263	76.6%	22,502	60,000	37.5%	256,571	160,400	160.0%
Professional Services (Audit, Legal, Consult, MTA Supp)	60,456	65,300	92.6%	-	-		-	20,000	0.0%
Other Expenses	260,395	265,030	98.3%	62,008	50,750	122.2%	-	90,000	0.0%
Other Expenses	89,203	125,180	71.3%	12,000	24,000	50.0%	-	29,920	0.0%
Subtotal indirect expenses	727,388	869,773	83.6%	96,510	134,750	71.6%	256,571	300,320	85.4%
<b>Direct expenses</b>									
Personnel/Construction Direct Labor	-	-		223,490	164,000	136.3%	1,259,315	525,337	239.7%
Program Management **	-	-		-	-		8,111,053	6,652,537	121.9%
Professional Services (Audit, Legal, C	-	-		-	-		34,251	-	
Other Expenses	-	-		-	-		79,546	-	
Subtotal direct expenses	-	-		223,490	164,000	136.3%	9,484,165	7,177,874	132.1%
<b>Total operating exper</b>	727,388	869,773	83.6%	320,000	298,750	107.1%	9,740,736	7,478,194	130.3%
<b>Operating income (loss)</b>	183,253	41,865	437.7%	-	-		(241,404)	-	
<b>Non-operating income (expenses)</b>									
Net Investment/interest income (loss) <sup>1</sup>	(122,211)	1,000	-12221.1%	-	-		-	-	
<b>Change in net position <sup>2</sup></b>	61,042	42,865	142.4%	-	-		(241,404)	-	

<sup>1</sup> The non-operating loss is from the Unrealized Loss in Investment. Unrealized loss are due to the federal reserve's increase in interest rates that caused a drop in market value on investments in government and mortgage yield bonds.

<sup>2</sup> Non-Capital Program has a negative net position of \$241,404 primarily due to the LA County Home Innovation Homelessness Program where the revenue was recognized at a flat rate resulting in excess revenue from prior fiscal year

# Attachment B: Non-Capital Project 4th Quarter Financial Report

**San Gabriel Valley Council of Governments  
Grants Receivable Aging Detail  
June-22**

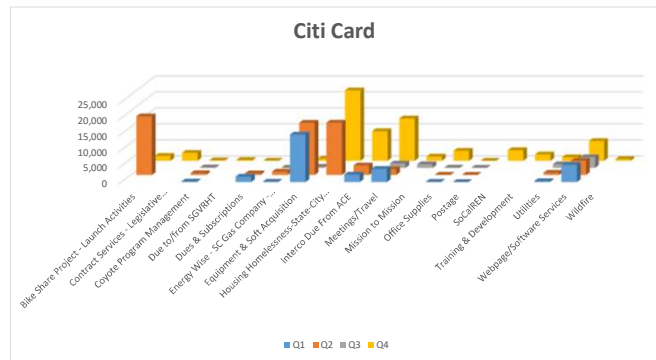
Projects			Invoices			Outstanding		Payments		
Entity	Project	Grant	Invoice No.	Date	Amount	Current	Over 30	Over 60 +	Amount	Receipt Date
MTA	Board Support (MLE)		MTA#137 Apr 22	6/30/2022	\$ 8,750.14	\$8,750.14				
MTA	Board Support (MLE)		MTA#138 May 22	6/30/2022	\$ 8,750.14	\$8,750.14				
MTA	Board Support (MLE)		MTA#139 June 22	6/30/2022	\$ 8,750.14	\$8,750.14				
MTA	Open Street		INV# SGV-OSHOTF-CXL	5/31/2022	\$ 79,990.36	\$79,990.36				
MTA	Measure M	MM4701.01	#22-04-Apr-june 22	6/30/2022	\$ 6,394.98	\$6,394.98				
SGVRHT - MSA	Housing Homeless		#4 Apr-Jun 2022	6/30/2022	\$80,000.00	\$80,000.00				
Various Cities	Vehicle Miles of Travel Anayls	SoPasadena	VMT-MITFee-23 - SoPasadena	8/26/2021	\$ 5,000.00			\$5,000.00		
Various Cities	Coyote Mgt Implementation Pla	Alhambra	SGV-NCP-01	7/29/2021	\$ 10,000.00			\$10,000.00		
SoCalREN	Public Agency	TEC20-0038	SGVCOG-0422 PDP TEC035	5/8/2022	\$ 24,782.85		\$24,782.85			
SoCalREN	Public Agency	TEC20-0038	SGVCOG-0522DERDAC TEC0036	6/10/2022	\$ 39.46	\$39.46				
SoCalREN	Public Agency	TEC20-0038	SGVCOG-0622DERDAC TEC0036	7/10/2022	\$ 148.90	\$148.90				
SoCalREN	Public Agency	TEC20-0038	SGVCOG-0622 PDP TEC035	7/10/2022	\$ 26,109.94	\$26,109.94				
SoCalREN	Public Agency	TEC20-0038	SGVCOG-0522 PDP TEC035	7/10/2022	\$ 22,837.71	\$22,837.71				
State of California –	SGV Wildfire Adaption & Prevention Outreach Program		Q3 Invoice	3/31/2022	\$ 5,292.63			\$529.26	4,763.37	6/30/2022
State of California –	SGV Wildfire Adaption & Prevention Outreach Program		Q4 Invoice	6/30/2022	\$ 15,244.45	\$15,244.45				
SCAG	REAP		#2022-173-10	5/30/2022	\$ 34,390.14		\$34,390.14			
SCAG	REAP		#2022-173-11	6/30/2022	\$ 98,642.42	\$98,642.42				
SoCalREN	Residence	205DBO0036	SoCalREN Res_0422	6/30/2022	\$ 3,052.48	\$3,052.48				
SoCalREN	Residence	205DBO0036	SoCalREN Res_0522	6/30/2022	\$ 1,111.91	\$1,111.91				
SoCalREN	Residence	205DBO0036	SoCalREN Res_0622	6/30/2022	\$ 2,150.43	\$2,150.43				
<b>\$8,663,470.79</b>						<b>\$361,973.46</b>	<b>\$59,172.99</b>	<b>\$15,529.26</b>	<b>\$8,226,795.08</b>	

GL@6.30.22

# Attachment B: Non-Capital Project 4th Quarter Financial Report

San Gabriel Valley Council of Governments  
Credit Charges July 1, 2021 - June 30, 2022

Sum of Amount Category	Column Labels				Grand Total
	Q1	Q2	Q3	Q4	
Bike Share Project - Launch Activities		18,328		1,543	19,871
Contract Services - Legislative Consulting Service				2,500	2,500
Coyote Program Management	169	581	154	148	1,053
Due to/from SGVRHT				265	265
Dues & Subscriptions	1,700	510		63	2,273
Energy Wise - SC Gas Company - Program Mgt	110	1,057	66		1,233
Equipment & Soft Acquisition	14,829	16,304	374	684	32,190
Housing Homelessness-State-City Plans Implementati		16,330		22,003	38,333
Intercro Due From ACE	2,336	2,967		9,268	14,570
Meetings/Travel	4,112	1,784	1,368	13,215	20,479
Mission to Mission			1,140	1,324	2,464
Office Supplies	68	96	95	3,125	3,384
Postage	10	64	54	18	146
SoCalREN				3,331	3,331
Training & Development				2,000	2,000
Utilities	299	706	1,136	1,116	3,257
Webpage/Software Services	5,323	4,423	3,338	6,178	19,262
Wildfire				559	559
<b>Grand Total</b>	<b>28,955</b>	<b>63,152</b>	<b>7,724</b>	<b>67,340</b>	<b>167,171</b>



# REPORT

DATE: November 17, 2022

TO: Governing Board Delegates & Alternates

FROM: Marisa Creter, Executive Director

RE: **SGVCOG CITY HOMELESSNESS PROGRAMS**

## **RECOMMENDED ACTION**

Approve modification to Measure H 2022-23 City Specific Program for the cohort of Pomona/Claremont/La Verne.

## **BACKGROUND**

On July 13, 2021, the Los Angeles County Board of Supervisors (BOS) approved the Fiscal Year (FY) 2021-2022 Measure H Funding Recommendations. These recommendations included \$15 million for the LA County Councils of Governments (COGs) for the period from January 2022 through June 2023, to be allocated to each subregion based on the 2020 point-in-time (PIT) homeless count. The total funding available over the 18-month period from January 2022 – June 2023 is \$3.525 million. The SGVCOG executed the contract with the Los Angeles County Homeless Initiative (HI) in May 2022, which administers the Measure H contracts with local jurisdictions.

At its August 18, 2021, meeting, the Governing Board approved the proposed funding plan, which had been recommended by the Homelessness Committee, allocating the proposed Measure H funding to three regional programs – services to supplement existing programs, outreach and services for hard-to-reach populations, and the alternative mobile crisis response program. The final program – city-specific programs – was an application-based process whereby cities could submit applications for city-specific programs that would not otherwise be available as part of the other programs. The Governing Board approved the following city-specific projects, following the recommendation from the Homelessness Committee in the cities of Baldwin Park, Montebello, Monrovia, and Azusa and in the cohort of Claremont, La Verne, and Pomona:

City/Cohort	Project	Not-to-Exceed Award Amount
Baldwin Park	Safe Parking Program	\$50,000
Claremont/La Verne/Pomona Cohort	Community Navigation with Tri-City Mental Health & Interm Housing	\$200,000
Montebello	Montebello Community Assistance Program (MCAP)	\$50,000
Monrovia	Family and Advocate Support Services (FASS) for the Housing Displacement Response Plan (HDRP)	\$50,000
Azusa	Prevention/Diversion/Voucher Program for Azusa Neighborhood Connections Program	\$50,000

Since that time, the cohort of Claremont, La Verne, and Pomona has requested a modification to their proposed scope of work that is substantively different from what was previously-approved

# REPORT

---

by the Homelessness Committee and Governing Board. This modification is presented below:

As a cohort, the application from the cities of Pomona, Claremont, and La Verne was approved for \$200,000 to administer a program to strengthen the continuum of care for people experiencing homelessness within their sub-region of the San Gabriel Valley by providing the following resources:


- Two dedicated full-time Homeless Resource Community Navigators to be employed by Tri-City Mental Health Center (TCMHC). With these two community navigators, TCMHC would be able to provide a 24-hour response to homelessness.
- Five dedicated beds at the Pomona's Hope for Home Access Center.

TCMHC has secured other funding to support the hiring of the two full-time homeless resource community navigators. As such, the Cohort has requested that the funds previously requested for the community navigators (\$117,000) be re-allocated towards prevention, diversion, and rapid re-housing resources that the community navigators could use. The focus would be on prevention/diversion activities to prevent people from falling into homelessness and on connecting currently un-housed families and individuals to motel vouchers and other rapid re-housing options. With the end of the eviction moratorium and the reduction in State and federal funds for rental assistance, the cities are concerned about the impact that forth-coming evictions will result in an increase in persons falling into homelessness.

Staff is recommending that the City's proposed program modification be approved, ensuring that the implemented program has strong guidelines and practices to maximize the effectiveness of the program. Staff is recommending that the Cohort's overall funding award be reduced from \$200,000 to \$150,000. While other cities that submitted city-specific applications received a maximum funding award of \$50,000 per city, the Cohort was awarded \$200,000 for the efforts of the three cities because of the expanded impact that the cities would have based on their regional approach and collaboration with TCMHC. While the proposed program modification is important, it is similar to the programs approved for other jurisdictions, which received a maximum funding award of \$50,000 per city. This is the justification for the proposed funding change.

This proposal was presented to the Homelessness Committee meeting at its November meeting, and the Committee recommended that the Governing Board approve the modification.

Should the Governing Board approve this program modification, the SGVCOG would work with the participating cities to establish data metrics, including unique clients served versus clients continuously served, to ensure that the SGVCOG is meeting the data metrics in its HI contract and to develop an understanding of the population accessing services in the cities.

Prepared by:   
Victoria Urenia  
Local Programs Liaison

Approved by:   
Marisa Creter  
Executive Director





# Housing & Homelessness Report

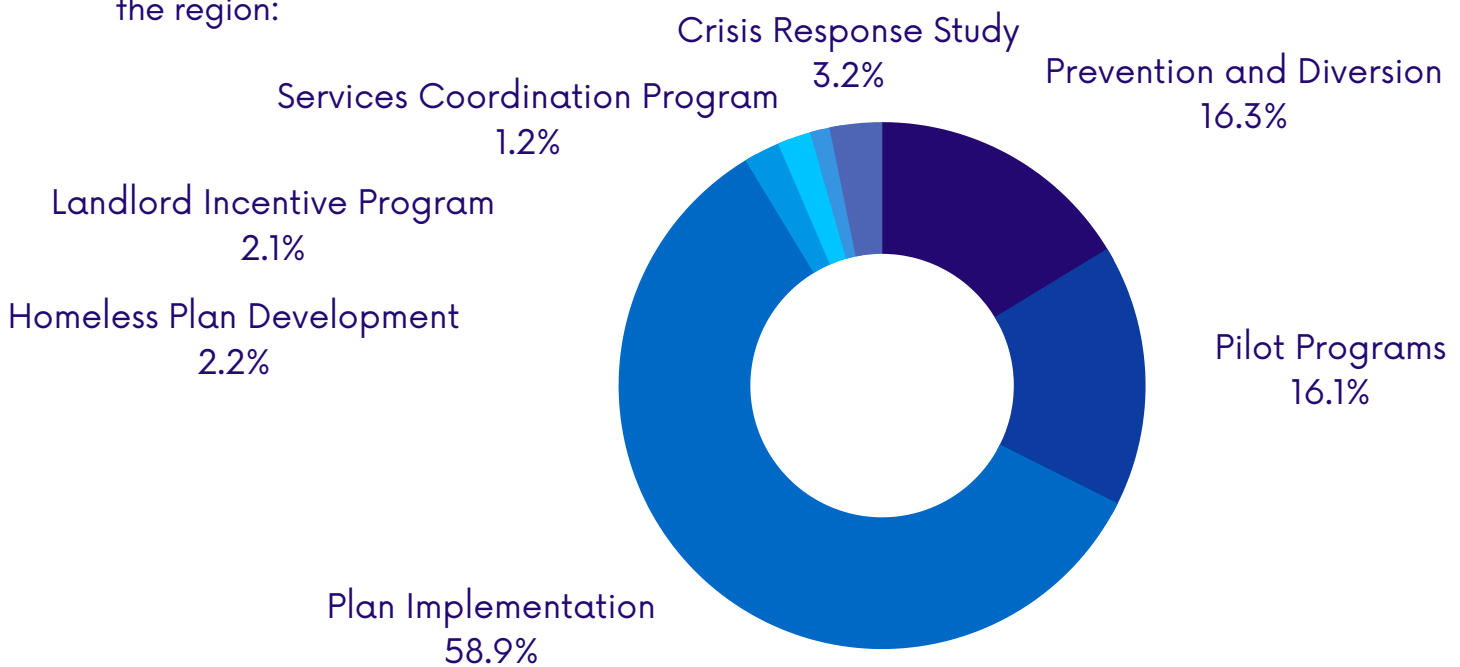
**FINAL REPORT FOR 2020-2022 GRANT PERIOD**

In 2019 and 2020, the San Gabriel Valley Council of Governments (SGVCOG) was awarded more than \$7.2 million - through a \$5.6 million State budget allocation, a \$1.5 million Los Angeles County Measure H Innovation Funds allocation, and a \$113,320 State COVID-19 Emergency Homelessness Funds allocation via the County - to support housing and homelessness programs in the San Gabriel Valley.

These homelessness programs came to an end in June 2022. This Final Report provides a snapshot of the services that were provided during the 2020-2022 grant period with this funding source: the clients served, the resources allocated, and the overall impact in helping persons experiencing homelessness. This funding was critical in helping provide critical resources and services to persons experiencing homelessness (PEH) in the San Gabriel Valley.

## HOW WAS THE MONEY SPENT?

Here is how the dollars were spent to support PEH in the region:



# Program Accomplishments

105

Interim  
housing units  
constructed

4,030

Hygiene kits  
distributed

400

Showers  
provided

3,919

Individuals & families supported  
with services

71

Units of  
affordable  
housing  
funded

1,603

Individuals & families provided with  
prevention/diversion services

5

Additional city  
homelessness  
plans completed

27

Encampments  
resolved

# PROGRAM ACCOMPLISHMENTS



## Homeless Plan Implementation

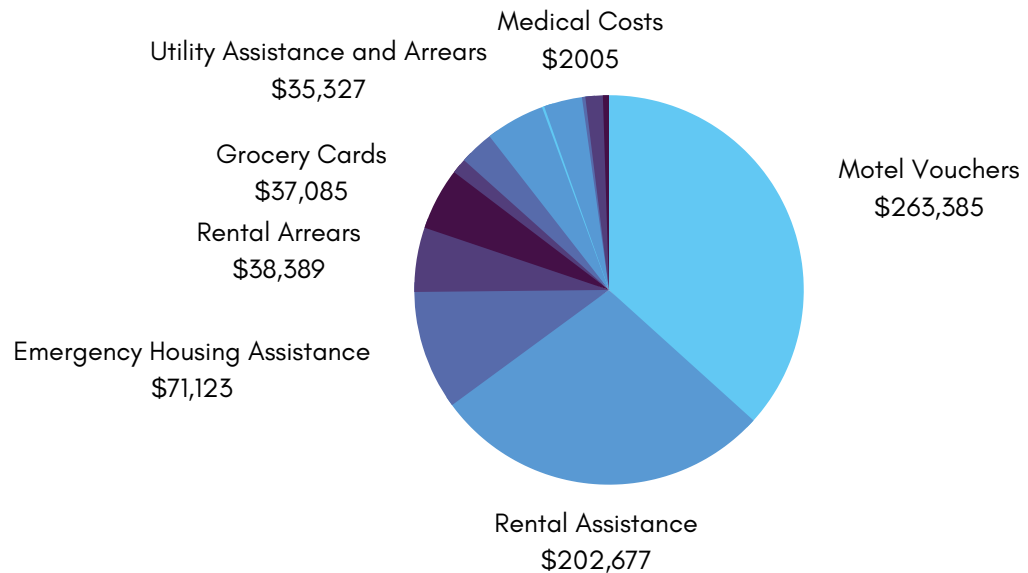
- **2,513** individuals provided case management, housing navigation, legal services, support at local shelters and food banks, and provided prevention and diversion services as part of the Homeless Plan Implementation program
- **115** individuals served by Street Outreach through Shared Housing Navigation
- **4** cities utilized funding to conduct citywide Homeless Censuses with City Net
- **27** encampment clean-ups completed



## Prevention, Diversion, and Rapid Rehousing

- **24** cities participated in the Prevention, Diversion and Rapid Rehousing Program to address the need to stop the inflow of people into homelessness.
- **947** individuals provided services to prevent homelessness
- **250** families provided services to prevent homelessness

The following chart reflects the financial assistance categories with the highest levels of spending. Financial assistance was provided to clients to prevent them from falling into homelessness and empower them to overcome their financial barriers.



## Pilot Programs

- **4** cities implemented pilot programs to test innovative direct homeless solutions.
- **1,697** total individuals were served by the four pilot programs
  - **1,177** individuals participated at the Arcadia Homeless Resource Hub
  - **15** people housed and 84 people engaged through Claremont's SHARE! Pilot Program
  - **15** individuals connected to 65 services through Covina's Mobile Shower Program
  - **406** individuals from 110 households provided assistance through Monrovia's eCHIP Pilot Program.

# PROGRAM ACCOMPLISHMENTS

## Crisis Response Study

SGVCOG and Resource Development Associates completed a Regional Homeless, Mental Health, and Crisis Response Study

**4**

Cities participated in the July 2022 launch of the Homeless, Mental Health, and Crisis Response Pilot Program



## Hygiene Program

**21,228**

Hours of expanded hygiene services

**71**

New hand soap dispensers installed

**400**

Showers provided

**500**

People provided access to hygiene services per day

**4,030**

Hygiene kits distributed

## Services Coordination Program

San Gabriel Valley Consortium on Homelessness completed 14 Action Plan follow-up meetings with cities to better implement homeless plans and programs

**14**

Action Plans were completed



## Homeless Plan Development

**5**

Cities developed homelessness response plans.

**5**

City Councils unanimously adopted their homelessness response plans in early 2021



## Green Path Careers Pilot Program

**10**

Transitional age youth were enrolled in the program

**5**

Cities enrolled in the program

**2**

Participants from Cohort 1 entered the Paid Work Experience phase with their employer and enrolled in On-the-Job Training.



## Shared Housing Navigation

**115**

Individuals served through Street Outreach

**63**

Housing plans completed

# CONTENTS



- 01** Executive Summary
- 02** Program Accomplishments
- 05** Interim Housing

## CITY PROGRAM OVERVIEWS

- |                        |                         |                          |
|------------------------|-------------------------|--------------------------|
| <b>08</b> Alhambra     | <b>16</b> El Monte      | <b>24</b> Pomona         |
| <b>09</b> Arcadia      | <b>17</b> Glendora      | <b>25</b> Rosemead       |
| <b>10</b> Azusa        | <b>18</b> Irwindale     | <b>26</b> San Dimas      |
| <b>11</b> Baldwin Park | <b>19</b> La Puente     | <b>27</b> San Gabriel    |
| <b>12</b> Claremont    | <b>20</b> La Verne      | <b>28</b> South El Monte |
| <b>13</b> Covina       | <b>21</b> Monrovia      | <b>29</b> South Pasadena |
| <b>14</b> Diamond Bar  | <b>22</b> Montebello    | <b>30</b> Temple City    |
| <b>15</b> Duarte       | <b>23</b> Monterey Park | <b>31</b> West Covina    |



# INTERIM HOUSING

The San Gabriel Valley Regional Housing Trust (SGVRHT) and San Gabriel Valley Council of Governments (SGVCOG) have partnered with cities in the region to plan and build 3 sites of tiny home bridge housing for individuals and families experiencing homelessness in the San Gabriel Valley.

## SERENITY HOMES - BALDWIN PARK

- Opened September 2022
- 50-bed tiny-home bridge housing site for families experiencing homelessness in Baldwin Park
- 16 modular Boss Cubez units with an anticipated occupancy of 3
- The supportive services provider, City Net, will provide 24/7 security, case management, and connections to additional services
- An onsite computer room will facilitate homework and job training.
- Onsite restroom, shower, and laundry trailers will meet clients' hygiene needs.





# INTERIM HOUSING

## OPERATION STAY SAFE - MONTEBELLO

- 30 units of interim housing for unhoused individuals with a local preference for Montebello residents
- Opened on May 18, 2022 and is the largest tiny home site in the San Gabriel Valley
- On-site supportive services include case management, 3 meals per day, and connection to additional services
- Each unit contains: a bed, a desk, shelving, an overhead light, and an outlet for charging
- Shared amenities: restrooms and showers, laundry, locker storage, bike racks, dining area



## ESPERANZA VILLA - BALDWIN PARK

- 25 units of interim housing for unhoused individuals with a local preference for Baldwin Park residents
- First tiny home village in the San Gabriel Valley
- Opened on November 22, 2021 and achieved full occupancy in the first three days of operations
- On-site supportive services include case management, 3 meals per day, and job training
- Each unit contains: a bed, a desk, shelving, an overhead light, and an outlet for charging
- Shared amenities: restrooms and showers, laundry, locker storage, bike racks, dining area
- There have been at least 6 permanent housing placements
- At least 20 clients have applied for Emergency Housing Vouchers





An aerial photograph of a city, likely Los Angeles, showing a dense urban area with various buildings and streets. In the background, there are large, rugged mountains under a clear blue sky. A dark blue rectangular box is overlaid on the center of the image, containing the title text in white.

# CITY PROGRAM OVERVIEWS



# City of Alhambra

## PROGRAM SUMMARY

- Los Angeles Centers for Alcohol and Drug Abuse (L.A. CADA) and the City provided street outreach services and vouchers for overnight stays, transitional housing, or permanent housing
- An expansion of their partnership with LA CADA
- The Alhambra Police Department participates on the Homeless Outreach Mental Evaluation (HOME) Team with Los Angeles Centers for Alcohol and Drug Abuse to connect people experiencing homelessness to resources.



## PROGRAM ACCOMPLISHMENTS



**190 individuals served by the HOME Team in partnership with L.A CADA**



**1000 hygiene kits purchased and distributed**

## PROGRAM SUMMARY

- Union Station housing navigator and City staff implemented the program, conducted problem-solving conversations and determined resources, both financial and non-financial, to prevent clients from becoming homeless.
- The Resource Hub provided services to those experiencing homelessness, including mobile showers, a laundry facility, restrooms, case managers/housing navigators, flu shots, COVID testing, job training, hair cuts, veteran assistance, and a paramedic from the Fire Department to provide first aid if needed. The program launched in November 2020 and operated once per week until July 2021.
- City-dedicated housing navigator was provided through SGVCOG contract with Union Station Homeless Services
- Housing vouchers for housing navigator to place clients into housing
- Emergency resources (housing, meals, etc.) for City staff to provide people experiencing homelessness
- Homeless Education and Liaison Program (HELP) team and Police and Fire Department outreach



## PROGRAM ACCOMPLISHMENTS



**1,177 individuals provided services through the Homeless Resource Hub**



**707 showers, 816 loads of laundry, 508 hygiene kits provided by Homeless Resource Hub**



**13 families placed in motels**



**178 individuals and 5 families served through first responder outreach**

## PROGRAM SUMMARY

- Expanded the existing City Library Neighborhood Connections program and created a housing displacement response plan, which included creating an application process and eligibility requirements and tracking services provided and the outcomes
- Expanded the Neighborhood Connections program to March 2022 to provide food, clothing, hygiene supplies, and other basic needs, conduct care coordination screening and provide problem solving-solving assistance
- Homeless Assistance Liaison Officer (HALO) and Code Enforcement outreach provided resource guides and referrals to case management services



## PROGRAM ACCOMPLISHMENTS



**130 individuals and 50 families were housed and/or able to retain their housing**



**150 individuals and 70 families served through the Neighborhood Connections program.**



# City of Baldwin Park

## PROGRAM SUMMARY

- Emergency housing response program under the Baldwin Park Housing Division and Recreation and Community Services to support individuals and families who are newly homeless or are at-risk of becoming homeless by providing rental and mortgage assistance
- Focused on strategies to assist lower-income households in gaining self-sufficiency
- Focused on specific populations, such as highly vulnerable populations who experience homelessness at higher rates, and those affected by emergency situations such as the COVID-19 pandemic that have resulted in a loss of income
- Funding allocated to shared housing navigator and housing vouchers
- Funding allocated to tiny home pilot program



## PROGRAM ACCOMPLISHMENTS



**Esperanza Villa Tiny Homes had its grand opening November 2021**



**The City will open an interim housing site for families experiencing homelessness in September 2022**



**75 individuals and families served through the Teri G. Muse Family Service Center**

## PROGRAM SUMMARY

- Supplemented City's existing Senior Case Management Program which provides senior residents and families at risk of homelessness with comprehensive resources for social services
- Secured family rooms at Inland Valley Hope Partners' (IVHP) Our House Family Shelter in Pomona
- Coordinated with IVHP to provide services such as weekly case management, life skills classes, psychosocial counseling, and weekly support groups
- Engaged landlords and homeowners to create a network of vacant rentals within city boundaries
- Engaged tenants and develop a roommate matching process
- Aimed to house individuals, execute tenant-roommate contracts and execute tenant-NPO contracts



## PROGRAM ACCOMPLISHMENTS



**15 people were housed and 84 people were engaged through the SHARE! Pilot Program**



**27 individuals and 6 families provided prevention and diversion assistance**



**Affordable housing project awarded SGVRHT funding**



**450 individuals served in collaboration with Inland Valley Hope Partners' (IVHP) Our House Family Shelter**

## PROGRAM SUMMARY

- Assisted low-income eligible residents who needed utility bill and financial assistance due to a temporary set-back/crisis (e.g. termination from employer, furlough/reduction in hours/pay, illness/disability, unexpected family emergency, eviction notice, etc.)
- Supported YWCA's Women in Need Growing Strong (WINGS) program to house women and children escaping domestic violence
- Supported 29:11 to sustain and expand their food bank that provide meals to homeless and at-risk individuals
- Provided funding to Support Solutions to purchase a used truck to tow mobile showers to service areas within the City
- Funded an on-site case manager to assist those accessing mobile shower, connecting individuals to shelter and housing, mental health support, job training, and other services



## PROGRAM ACCOMPLISHMENTS



**84 individuals served through YWCA's Women in Need Growing Strong (WINGS) program**



**15 unique individuals connected to services, hot meals and financial assistance through Fresh Start Mobile Shower Program**



**22 individuals/families provided prevention and diversion assistance**




# City of Diamond Bar

## PROGRAM SUMMARY

- Conducted internal and external stakeholder engagement to assess current resources and needs. Interviews and input sessions were held with City staff members, County homelessness response system leaders, and non-profit and faith-based service providers
- The following key findings emerged through the stakeholder engagement process:
  - lack of available, accessible homelessness response resources
  - insufficient supply of affordable housing
- City staff identified key goals to respond to these key findings and concerns related to homelessness and align with broader regional system strategies and efforts
- City staff held study session with City Council in February to review plan and brought plan to Council for adoption in early March



## ACCOMPLISHMENTS



**Council adopted a homelessness response plan**



## PROGRAM SUMMARY


- Union Station housing navigator and City staff implemented program, conducted problem-solving conversations and determined resources, both financial and non-financial, to prevent clients from becoming homeless
- Duarte Public Safety Outreach Coordinator connected those experiencing homelessness by building street-level relationships
- Housing rights assistance provided housing counseling for both tenants and landlords
- Provided portable bathroom and handwashing facility for at-risk and vulnerable homeless persons



## PROGRAM ACCOMPLISHMENTS



**64 unique persons served and 22 people assessed by CES survey and COVID-19 vulnerability**




**Contracted with City Net to conduct citywide Homeless Census in November 2021**

## PROGRAM SUMMARY

- Implemented a prevention, diversion, and rapid rehousing program that incorporated problem-solving conversations with clients in order to develop an approach toward preventing clients from falling into homelessness or minimizing the amount of time from which clients are facing homelessness
- Utilized Police Department's TOUCH (Transient Outreach Using Community Hands) Team to conduct outreach to connect homeless population to resources and temporary housing
- Partnered with TriCity Homelessness Cohort to implement the City's homeless plan, including developing a communications implementation plan, and developing and administering surveys to identify core principles



## PROGRAM ACCOMPLISHMENTS



**10 portable shower events held with total of 400 showers offered to unhoused community**



**Developed website and social media accounts for the Mid Valley Collaborative on Homelessness**



**32 families provided rental assistance**



## PROGRAM SUMMARY

- Implemented a prevention, diversion, and rapid rehousing program that incorporated problem-solving conversations with clients in order to develop an approach towards preventing clients from falling into homelessness or minimizing the amount of time from which clients are facing homelessness
- Homeless Outreach Services Teams and the Community Impact Team provided outreach to the City's homeless population by providing assistance, including motel vouchers, hygiene kits, clothing, shoes, food, and gift cards
- Partnered with Glendora Unified and Charter Oak School Districts to help identify families and youth experiencing homelessness or at-risk of homelessness



## PROGRAM ACCOMPLISHMENTS



**74 individuals provided prevention, diversion, and rapid rehousing assistance**



**Contracted with City Net to conduct citywide Homeless Census in November 2021**

## PROGRAM SUMMARY

- Union Station housing navigator and City staff implemented program, conducted problem-solving conversations, and determined resources, both financial and non-financial, to prevent clients from becoming homeless
- Outreach was provided by Irwindale Police Department Homeless Outreach Coordinator to connect those experiencing homelessness to the cities' Union Station Housing Navigators and LAHSA, in addition to other direct services, such as motel vouchers
- Housing rights assistance provided housing counseling for both tenants and landlords



## PROGRAM ACCOMPLISHMENTS



**129 individuals and 13 families outreached to by Public Safety**



**2 encampment clean-ups completed and 4 individuals connected to services and shelter**



# City of La Puente

## PROGRAM SUMMARY

- Union Station housing navigator implemented a prevention and diversion program in the City
- Participated in the Shared Housing Navigator program by providing input and support to the assigned housing navigator as needed. City received an allocation of housing vouchers that were used by the housing navigator to house homeless clients within the City
- Directed resources for Sheriff's Department to provide to people experiencing homelessness, including housing or motel vouchers, food, and other services



## PROGRAM ACCOMPLISHMENTS

 **39 individuals received support and referral homeless services by the Cities Community Outreach Division in partnership with the Los Angeles County Sheriff's Department**



**18 enrollments in motel voucher program**

## PROGRAM SUMMARY

- Union Station housing navigator provided rapid re-housing, prevention, and diversion interventions, and case management for La Verne residents at risk of homelessness.
- Goal of serving 6 households under the rapid re-housing program, 16 households under the prevention and diversion rental/deposit interventions, and 40 households under the prevention and diversion low-cost interventions



## PROGRAM ACCOMPLISHMENTS



**15 individuals provided rapid re-housing assistance**



**5 individuals moved to permanent housing**



**3 people secured employment**



## PROGRAM SUMMARY

- Supplemented City's existing Housing Displacement Response Program (HDRP)
- Monrovia Homeless Outreach Team worked with individuals experiencing homelessness to share information on local resources and services available
- Emergency COVID Housing Impact Program ("eCHIP") aimed to meet the immediate needs of residents who would face homelessness if intervention was not provided
- Utilized existing HDRP advocates to administer necessary funds to residents, verify eligibility, and work through available financial relief options
- Tracked residents to ensure long-term stability and housing retention. Success was measured through metrics such as eviction avoidance, number of families receiving direct support, and number of school-aged children who avoided housing displacement, among other metrics



## PROGRAM ACCOMPLISHMENTS



**406 individuals from 110 households provided assistance through eCHIP Pilot Program.**



**190 individuals offered help and provided resources by Monrovia Homeless Outreach Teams (MHOT)**



**52 individuals provided prevention and diversion assistance**

# City of Montebello

## PROGRAM SUMMARY

- Montebello Community Assistance Program (MCAP) implemented the program, conducted problem-solving conversations, determined eligibility requirements, executed tenant-landlord agreements, and provided rental and other financial assistance
- Launched the Montebello Community Assistance Program (MCAP) within the fire department
- Conducted mental health training for all fire personnel
- Developed a Dashboard to End Homelessness to collect and analyze data to better identify outreach locations, improve outreach response times, increase communication among providers, evaluate the success of adopted strategies, and drive the City's strategic planning efforts
- Created partnerships with organizations that provide housing, homeless services, behavioral and other types of services that support those impacted by homelessness
- Created a "Hub" or "One-Stop" model for homeless services that was client driven



## PROGRAM ACCOMPLISHMENTS



**Had soft opening for Operation Stay Safe tiny home pilot program in May 2022**



**120 individuals and 8 families provided services and 37 individuals and 3 families housed through the Montebello Community Assistance Program (MCAP)**



# City of Monterey Park

## PROGRAM SUMMARY


- Utilized existing Community Service Bureau and Problem Oriented Policing (POP) Officers to identify clients in need, conduct problem solving conversations, and provide assistance
- Conducted stakeholder engagement with members of multiple city departments, elected officials, business leaders, and community and non-profit service providers to assess current resources and needs
- The following key findings emerged through the stakeholder engagement process:
  - increases in homelessness
  - public health and safety concerns
  - lack of affordable housing
- City staff identified key goals and strategies to respond to these key findings and concerns
- City brought plan to Council for adoption in Spring 2021



## PROGRAM ACCOMPLISHMENTS



**14 individuals and 120 families provided prevention, diversion, and rapid rehousing assistance**



**Opened 4 hygiene stations**

## PROGRAM SUMMARY

- Volunteers of America Los Angeles (VOALA) at the Hope for Home (H4H) Homeless Services Center implemented the program using the problem-solving model and approach.
- Police Officers connected individuals to the Hope for Home Access Center to help individuals gain initial access to the Coordinated Entry System.
- Provided support to Neighborhood Legal Services Los Angeles to improve the availability of legal services to residents experiencing homelessness or at risk of homelessness by providing legal help for tenants in eviction proceedings



## PROGRAM ACCOMPLISHMENTS



**Awarded SGVRHT funding for 3 affordable housing projects**



**2,314 individuals outreached to and offered or referred to services**

## PROGRAM SUMMARY

- Eviction Prevention Program is for renters in the City who do not qualify or receive any other form of financial or housing subsidies, and who are met with imminent eviction due to a crisis
- Conducted stakeholder engagement with elected officials, city staff members, homelessness response service provider agencies, community groups, and residents to assess current resources and needs
- The following key findings emerged through the stakeholder engagement process:
  - increases in homelessness
  - public health and safety concerns
  - lack of available, accessible homelessness response services and resources
  - lack of affordable housing
- City staff identified key goals and strategies to respond to these key findings and concerns
- Council adopted plan in January 2021



## PROGRAM ACCOMPLISHMENTS



**Assisted 6 families and a total of 25 individuals with prevention, diversion, and rapid rehousing services**



# City of San Dimas

## PROGRAM SUMMARY

- Implemented prevention, diversion, and rapid rehousing program that incorporated problem-solving conversations with clients in order to develop an approach toward preventing clients from falling into homelessness or minimizing the amount of time from which clients are facing homelessness
- Offered an Emergency Rental Assistance Program designed to assist eligible residents, impacted by the COVID-19 Pandemic in hope of providing assistance to avoid homelessness



## PROGRAM ACCOMPLISHMENTS



**Connected 35 families with a total of 126 family members to prevention and diversion services**

## PROGRAM SUMMARY

- Conducted internal and external stakeholder engagement with elected officials, City staff members, homelessness response service provider agencies, community groups, and residents to assess current resources and needs
- The following key findings emerged through the stakeholder engagement process:
  - lack of available, accessible homelessness response services and resources
  - public health and safety concerns
  - lack of affordable housing
- City staff identified key goals and strategies to respond to these key findings and concerns
- City brought the plan to Council for adoption in January 2021



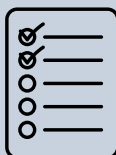
## PROGRAM ACCOMPLISHMENTS



**Engaged over 50 stakeholders to provide input on the City's needs and services**



**209 individuals provided prevention and diversion services**



**Council adopted a homelessness response plan**

# City of South El Monte

## PROGRAM SUMMARY

- Expanded existing prevention and diversion program to offer rental assistance and other resources
- Conducted a land-use analysis to facilitate affordable and supportive housing
- Hired a homelessness coordinator to facilitate their homelessness efforts



## PROGRAM ACCOMPLISHMENTS



**35 families provided prevention and diversion assistance**



**53 individuals experiencing homelessness were evaluated for services through City's Access Center**



## PROGRAM SUMMARY

- Existing Union Station Housing Navigator provided financial assistance to those at risk of homelessness
- Shared Housing Navigator provided six rapid re-housing vouchers dedicated to South Pasadena
- Law enforcement provided referrals to community resources
- The City conducted a public outreach campaign with educational videos and workshops about homelessness
- Portable bathroom and hygiene facilities were added



## PROGRAM ACCOMPLISHMENTS



**Contacted 630 individuals and provided services to 156 PEH**



**Provided prevention and diversion assistance to 141 individuals**

## PROGRAM SUMMARY

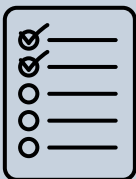
- Conducted internal and external stakeholder engagement with elected officials, City staff members, homelessness response service provider agencies, community groups, and residents to assess current resources and needs
- The following key findings emerged through the stakeholder engagement process:
  - lack of available, accessible homelessness response services
  - public health and safety concerns
  - insufficient supply of affordable housing
- City staff identified key goals and strategies to respond to these key findings and concerns
- City brought the plan to Council for adoption in February 2021



## PROGRAM ACCOMPLISHMENTS



**Engaged 27 stakeholders to provide input on the City's needs and services**



**Council adopted homelessness response plan**



## PROGRAM SUMMARY

- Existing Union Station Housing Navigator provided financial assistance to those at risk of homelessness
- Motel vouchers can act as "bridge housing" for those working with the navigator
- Shared Housing Navigator provided four rapid re-housing vouchers dedicated to West Covina
- Law enforcement provided referrals to housing navigation and other resources



## PROGRAM ACCOMPLISHMENTS



**41 individuals provided services in partnership with Los Angeles Centers for Drug and Alcohol Abuse (L.A CADA)**



**182 individuals provided services and 23 individuals housed by Homeless Outreach and Park Enforcement (HOPE) unit**

# REPORT

DATE: November 17, 2022

TO: Governing Board Delegates and Alternates

FROM: Marisa Creter, Executive Director

RE: **SAN GABRIEL VALLEY REGIONAL FOOD RECOVERY PROGRAM  
CONTRACT AMENDMENT**

## **RECOMMENDED ACTION**

Authorize the Executive Director to execute Amendment No. 3 to the agreement with SCS Engineers to support the inclusion of the City of West Covina in the San Gabriel Valley Regional Food Recovery Program for a total amount not-to-exceed \$144,236.

## **BACKGROUND**

At the recommendation of member agencies, the SGVCOG launched the San Gabriel Valley Regional Food Recovery Program to support cities with complying to SB 1383's (Lara, 2016) edible food waste regulations. The Program includes activities such as assessing potential food recovery agencies and their capacities for cities to utilize for SB 1383 requirements, identifying Tier 1 and Tier 2 generators and assessing their current compliance with SB 1383's food recovery regulations, preparing guidance, assisting with education and outreach efforts, and implementing inspection and enforcement programs.

In September 2021, the Governing Board approved the contract with SCS Engineers to initiate the Program, and subsequently approved an amendment to the contract to support the development and implementation of inspection plans for participating cities in October 2021.

The following 14 cities are participating in the Regional Food Recovery Program:

Alhambra	Irwindale	San Marino
Azusa	La Cañada Flintridge	South Pasadena
Covina	Monrovia	Temple City
Duarte	Monterey Park	Walnut
Glendora	Pomona	

The City of West Covina (the "City") has since expressed interest in participating in the Program. Similar to the services provided to the 14 participating cities, SCS Engineers will conduct capacity and compliance assessments of the City's food recovery agencies and edible food waste generators, provide public outreach and education, and develop and implement an inspection and enforcement program. The capacity and compliance assessment and public outreach tasks will be completed within the first four months of amendment execution, and the inspections will be conducted through August 2024.

# REPORT

---

The total cost to include the City of West Covina in the Program is \$144,236. Funds contributed by the City will cover the total cost of the City's participation. The SGVCOG will also charge a 5% administrative fee to cover the SGVCOG's staff time to manage the Program.

SGVCOG staff is currently executing a memorandum of agreement (MOA) with the City to secure their participation. The draft Amendment No. 3 can be found in Attachment A. Questions and inquiries regarding the Program can be directed to SGVCOG Manager of Sustainability and Natural Resources, Nicholas Ryu, at [nryu@sgvcog.org](mailto:nryu@sgvcog.org).

Prepared by: *Nicholas Ryu*  
Nicholas Ryu  
Manager of Sustainability and Natural Resources

Approved by: *Marisa Creter*  
Marisa Creter  
Executive Director

## **ATTACHMENTS**

[Attachment A – Draft Amendment No. 3](#)

DATE: November 17, 2022

TO: Governing Board Members & Alternates

FROM: Marisa Creter, Executive Director

RE: **DROUGHT AND WATER SHORTAGE RESOLUTION**

## **RECOMMENDED ACTION**

Adopt Resolution 22-52 affirming a drought and water shortage emergency in the San Gabriel Valley.

## **BACKGROUND**

The State of California is facing its third year of drought conditions. The U.S. Drought Monitor determined that more than 97% of the state’s land area is in at least “severe” drought status, 60% in at least “extreme” drought and 12% in “exceptional” drought.

This news was followed by the California Department of Water Resources issuing its first-ever zero percent allocation on the State Water Project in December 2021, which meant that communities across the state would receive only “health and safety” water. And for the second year in a row, Central Valley Project (CVP) allocations have been at zero percent, significantly impacting agriculture and further exacerbating the current water supply crisis statewide.

In early January 2022, the State Water Resource Control Board approved emergency water conservation mandates for cities, individual property owners, and residents to restrict the water activities they can conduct. These statewide rules are put forth in an effort to prevent wasteful water use and promote water conservation.


Although many San Gabriel Valley residents and water suppliers have made progress in reducing water use and improving efficiency, water use is outpacing water replenishment actions, leading to a water supply that is dwindling at unsustainable rates. Clean, safe, and reliable water supply is central to San Gabriel Valley residents, economy, and natural systems, and additional conservation actions as well as new infrastructure investments are needed to address the region’s water challenges. Additionally, extreme heat and ensuing periods of drought exacerbate challenges for both energy and water management and is a growing threat to lives and livelihoods across the state - especially for disadvantaged communities.


In October 2022, the Southern California Association of Governments’ (SCAG) Regional Council adopted a Water Action Resolution which affirms a drought and water shortage emergency in the SCAG Region and calls on local and regional partners to join together to reduce water use; improve water conservation, reuse, and efficiency; and enhance water systems health and resilience.

**DISCUSSION**

Members of the Water Policy Committee requested staff review SCAG’s Water Action Resolution and have them consider recommending a similar Resolution to the Governing Board. Staff amended SCAG’s Water Action Resolution to better fit the San Gabriel Valley specifically, and the Water Policy Committee voted to recommend the Governing Board consider adopting the resolution at their November 8, 2022 meeting.

In order to support water conservation efforts across the region, the Water Policy Committee is recommending that the Governing Board adopt this Drought and Water Shortage Resolution affirming a drought and water shortage emergency in the San Gabriel Valley and calling on local and regional partners to join together to adopt an “all of the above” response to such emergency, including reducing water use; improving water conservation, reuse and efficiency; enhancing water systems’ health and resilience; pursuing and potentially implementing new water supply and storage opportunities; and supporting investments in water infrastructure and conservation practices that support the region’s economic and population growth.

Prepared by:   
Brianne Logasa  
Management Analyst

Approved by:   
Marisa Creter  
Executive Director

**ATTACHMENTS**

[Attachment A – Resolution 22-52](#)

DATE: November 17, 2022

TO: Governing Board Delegates and Alternates

FROM: Marisa Creter, Executive Director

RE: **END OF SESSION STATE LEGISLATIVE UPDATE**

**RECOMMENDED ACTION**

For information only.

**BACKGROUND**

The California State Legislature concluded its 2021-2022 session on September 1<sup>st</sup>. All bills that passed by the deadline and sent to the Governor’s desk needed to be signed or vetoed by September 30<sup>th</sup>. As part of the SGVCOG’s ongoing advocacy efforts, the Governing Board took formal positions on specific bills and proposals throughout the year in the core regional policy areas of water, transportation, housing, homelessness, energy and the environment, consistent with the adopted Strategic Plan, legislative objectives, and in support of its member agencies. Staff has tracked the state budget process and progress of key legislation during the 2021-2022 legislative session. Below is an overview of the approved state budget requests and the status of monitored legislation during this legislative cycle.

Ricky Choi, SGVCOG Director of Government and Community Relations, and Tim Egan of Capital Representation Group will provide a state legislative update on policy measures impacting the San Gabriel Valley, which will include an update on the FY 22-23 state budget.


**Legislative Update**

Bill	Title	SGVCOG Position	Status
<b>Brown Act</b>			
AB 1944 (Lee)	Local government: open and public meetings	Support	Failed
AB 2449 (Rubio)	Open meetings: local agencies: teleconferences	Support, if amended	Chaptered
AB 2647 (Levine)	Local government: open meetings	Support	Chaptered
<b>Homelessness/Housing</b>			
AB 2011 (Wicks)	Affordable Housing and High Road Jobs Act of 2022	Oppose	Chaptered



# REPORT

AB 2233 (Quirk-Silva and Garcia)	Excess state land: development of affordable housing	Support	Chaptered
SB 679 (Kamlager)	Los Angeles County: affordable housing	No position (SGVRHT: Oppose, unless amended)	Chaptered
SB 914 (Rubio)	HELP Act	Support	Chaptered
SB 1338 (Umberg and Eggman)	Community Assistance, Recovery, and Empowerment (CARE) Court Program	Support	Chaptered
SB 1177 (Portantino)	Joint powers authorities: Cities of Burbank, Glendale, and Pasadena	Support	Chaptered
<b>Transportation</b>			
AB 2622 (Mullin)	Sales and use taxes: exemptions: California Hybrid and Zero-Emission Truck and Bus Voucher Incentive Project: transit buses	Support	Chaptered
<b>Water</b>			
AB 1845 (Calderon)	Metropolitan Water District of Southern California: alternative project delivery methods	Support	Chaptered
AB 2163 (Rubio)	San Gabriel Basin Water Quality Authority Act	Support	Chaptered
SB 991 (Newman)	Public contracts: progressive design-build: local agencies	Support	Chaptered
<b>Environment</b>			
SB 45 (Portantino)	Short-lived climate pollutants: organic waste reduction goals: local jurisdiction assistance	Support	Chaptered
SB 54 (Allen)	Solid waste: reporting, packaging, and plastic food service ware	Support	Chaptered

Prepared by:   
 Ricky Choi  
 Director of Government and Community Relations

Approved by:   
 Marisa Creter  
 Executive Director